

# United States Patent [19]

Keely et al.

[11] Patent Number: Des. 287,848

[45] Date of Patent: \*\* Jan. 20, 1987

[54] **MODULAR POWER SUPPLY HOUSING**

[75] Inventors: **Leroy B. Keely**, Portola Valley; **Diab E. Freige**, Los Altos; **Michael J. Nuttall**, Palo Alto, all of Calif.

[73] Assignee: **Convergent Technologies, Inc.**, San Jose, Calif.

[\*\*] Term: **14 Years**

[21] Appl. No.: **608,065**

[22] Filed: **May 8, 1984**

[52] U.S. Cl. .... **D13/11**

[58] Field of Search ..... **D13/11-13, D13/40-41, 35, 99; D14/114; D10/46, 49, 75, 80, 96, 100-101, 103; 174/50, 65 R; 219/10.55 R, 10.55 B, 10.75; 361/189-190, 392-394, 333-334, 347, 356-357; 332/16 R, 10, 17, 22; 220/4 A, 4 R, 76; 429/151-154, 163, 178**

[56] **References Cited**

**U.S. PATENT DOCUMENTS**

D. 212,096 8/1968 Ettinger et al. .... D13/11  
D. 246,709 12/1977 Pomper ..... D13/11

D. 275,752 10/1984 Mahan ..... D13/38  
3,054,024 9/1962 Dillen et al. .... 174/52 R  
3,671,812 6/1972 Peluso et al. .... 361/392

**FOREIGN PATENT DOCUMENTS**

1065044 9/1959 Fed. Rep. of Germany ..... 429/151

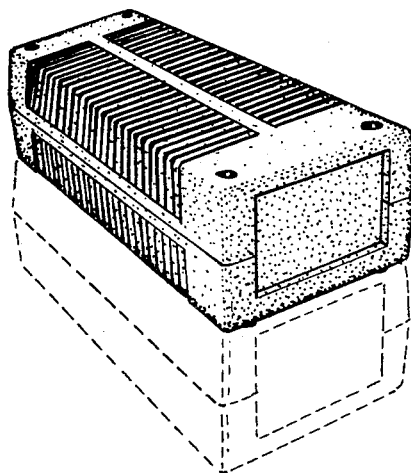
*Primary Examiner*—Wallace R. Burke  
*Assistant Examiner*—Ruth E. Takemoto  
*Attorney, Agent, or Firm*—Townsend and Townsend

[57] **CLAIM**

The ornamental design for a modular power supply housing, as shown and described.

**DESCRIPTION**

FIG. 1 is a perspective view of a modular power supply housing showing our new design; the broken lines are for illustrative purposes only and form no part of the claimed design;  
FIG. 2 is a top plan view thereof;  
FIG. 3 is a front elevational view thereof, the rear view being identical;  
FIG. 4 is a right side elevational view thereof, the left view being identical; and  
FIG. 5 is a bottom plan view thereof.



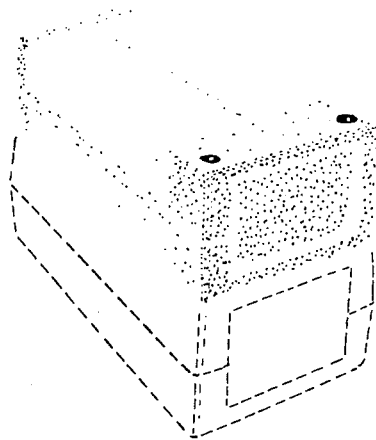


FIG.\_1.

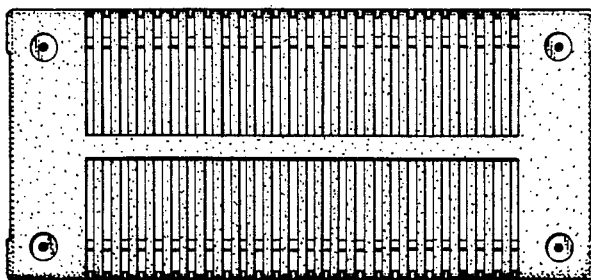


FIG.\_2.

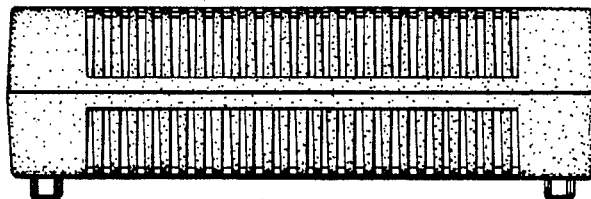


FIG.\_3.

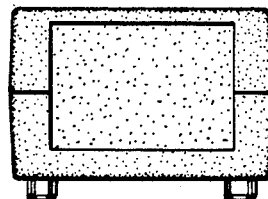


FIG.\_4.




FIG.\_5.