

**2415** Magnetic Tape Unit and Control

S123-0454-3

**IBM** Illustrated Parts Catalog

# 2415 Magnetic Tape Unit and Control

**IBM**  
®

**Illustrated Parts Catalog**

## PREFACE

This illustrated Parts Catalog (IPC) contains listings and illustrations of all replaceable assemblies, subassemblies and detail parts released to Production Control on or before 21 December 1968 for the 2415 Magnetic Tape Unit and Control, Models 1 through 6.

This 2415 Magnetic Tape Unit and Control Parts Catalog revision, Form 123-0454-3 obsoletes the previous level edition, Form 123-0454-2.

Requests for copies of IBM publications should be made to your IBM representative or to the IBM branch office serving your locality.

This manual has been prepared by the IBM Systems Development Division, Product Publications, Dept. 265-Parts Catalog Department, P. O. Box 1900, Boulder, Colorado 80302

A form is provided at the back of this publication for reader's comments. If the form has been removed, comments may be sent to the above address.

GLOSSARY . . . . .	i
HOW TO USE . . . . .	ii - iii
VISUAL INDEX . . . . .	iv through xiii
GROUP ASSEMBLY PARTS LIST . . . . .	1 through 128
NUMERICAL INDEX . . . . .	X-1 through X-11

## GLOSSARY

### AR

As Required (AR) in the units per assembly column denotes that the quantity is used as required.

### \*ASTERISK

An asterisk in the left margin of the list indicates a part changed in the latest revision of the catalog.

### INDENTURE

The relationship of a part to its next higher assembly is indicated by indenture. For example:

1	2	3	4
Unit			
.	Assemblies and Detail Parts of Unit		
.	.	Subassemblies	
.	.	.	Detail Parts for Subassemblies, etc.

### □ LOZENGE

The lozenge in the description column indicates parts not recommended for field replacement.

### NP

The entry NP in the Units Per Asm column denotes the part is non-procurable and that the next higher assembly should be ordered.

### NO NO.

When this indication appears in the part number column, it denotes a group of parts for which no part number has been assigned.

### REF

This entry in the units per assembly column denotes an assembly which is completely assembled on a preceding illustration. Quantities for such items are found in its next higher assembly.

### SIMILAR ASSEMBLIES

If two assemblies contain a majority of identical parts, they are broken down on the same list. Common parts are shown by one index number. Parts peculiar to one or the other of the assemblies are listed separately and identified by Usable On Code.

### USABLE ON CODE

Part application and interchangeability is indicated by the usable on code. If this column is blank, the parts pertain to all equipment(s) covered. Two types of codes are used. The alphabetic code denotes similar assemblies and/or features; the numeric code denotes level. Refer to the beginning of each list for the explanation of the code(s).

### VISUAL INDEX

This index is a pictorial index to catalog figures. The visual index directs the user to the proper figure, assisting him in locating the part number.

## HOW TO USE AN IPC

## IPC ORGANIZATION

To find parts quickly, you should understand the structure of a parts catalog. First, the complete machine is drawn with major assemblies and sub-assemblies in place (Visual Index Section). Then the machine is "disassembled" into drawings of assemblies and subassemblies (Group Assembly Parts List "GAPL" Section). Thus, the sequence of figures in the catalog is the reverse of the manufacturing assembly sequence. This means that parts are not grouped according to machine functions.

One result of structuring a catalog in this manner is that some parts -- filters, brackets, belts, spring clips -- may not be where you would "logically" expect to find them in a catalog. Because of the assembly sequence, you may find these kinds of parts on a higher-level assembly. This is an important point and is why every GAPL List is cross-referenced to any higher-level or lower-level figures.

Some detailed parts are unavailable, either because they are part of an inseparable assembly (two parts welded together), or because they are part of an assembly purchased as a unit. In either case, you will need to obtain the assembly rather than the detailed part. Here again, you need to locate the part number of the next higher assembly.

Catalog Sections

A parts catalog has three sections:

1. Visual Index -- At front of catalog; shows major assemblies
2. GAPL -- A pictorial breakdown of assemblies and subassemblies
3. Numerical Index -- At back of catalog; lists all part numbers numerically

Visual Index

The Visual Index is the starting point for locating a part. Illustrations in the visual index show overall views of the machine and its major assemblies. Callouts on the illustrations lead you to detailed figures in the GAPL Section.

Group Assembly Parts List (GAPL)

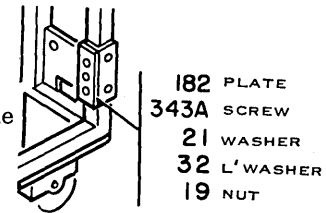
The GAPL Section consists of related Figures and Lists. The GAPL Figures break down the assemblies and subassemblies into detailed parts. The GAPL Lists describe the parts and give part numbers. Each Figure in the GAPL Section is referenced from the Visual Index Section. The relation of assemblies to subassemblies is indicated by indentation.

Numerical Index

The Numerical Index at the back of the catalog lists all parts in numeric order. Each part number is cross-referenced to related Lists and Figures in the GAPL Section. The Numerical Index permits you to locate and identify a part when only the part number is known.

Stacked Index Numbers

Index numbers are stacked only to indicate a part and its attaching hardware. The sequence of a typical stack is shown at right.



## HOW TO FIND A PART

Steps 1 through 8 in the flow chart take you through the route for finding most parts. Because some parts may not be on the first GAPL Figure, you may be required to go to a lower-level or higher-level GAPL Figure to find a part.

Lower-Level Assembly

If the first GAPL Figure shows an assembly containing the required part, a figure reference in the GAPL List will indicate the proper, lower-level GAPL Figure. You should find your part in the breakdown of the assembly.

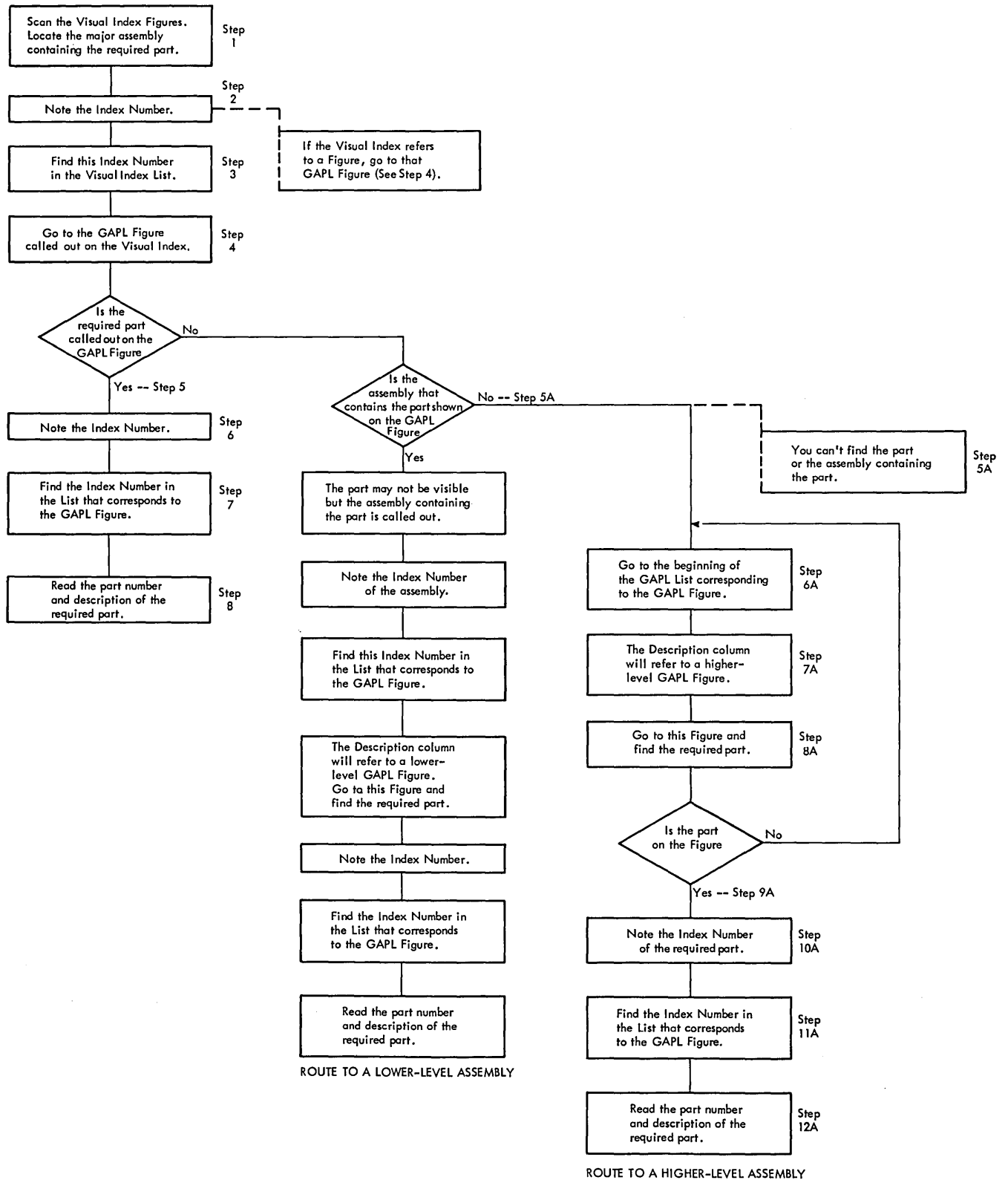
Higher-Level Assembly

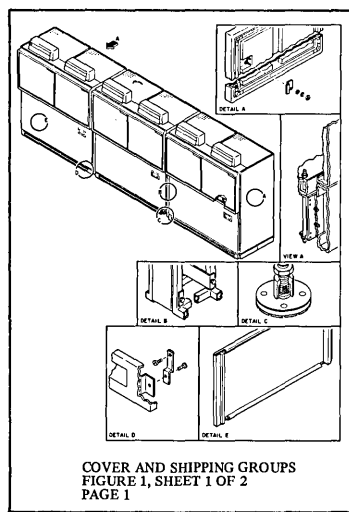
The most puzzling instance is when neither the part you are looking for, nor its assembly, is found on the first GAPL Figure. Steps 5A through 12A in the flow chart show the method. Note the loop after Step 8A of the flow chart provides for more than one level of "backing up" to find a part. If you do not find your part, go to the next higher-level, as indicated in Step 7A.

New Catalogs

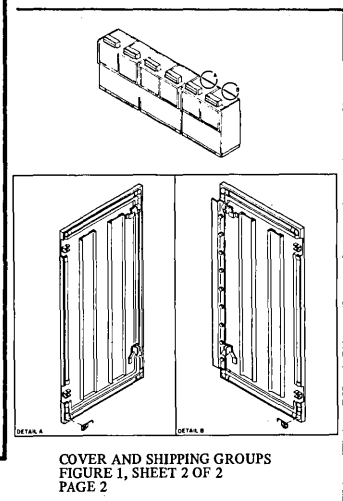
Catalogs issued after 1966 will contain improved methods of cross-referencing. New Visual Indexes will reference detailed figures directly, rather than through a list. Also, references to higher- or lower-level assemblies will be direct from figure to figure.

HOW TO FIND A PART

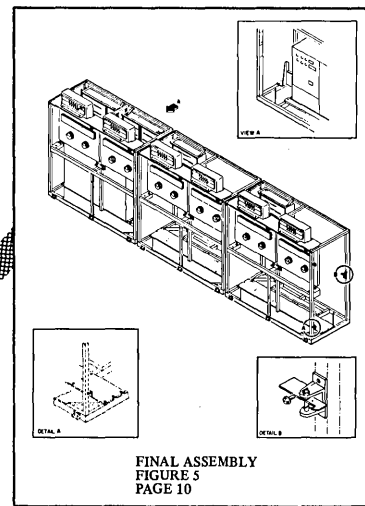




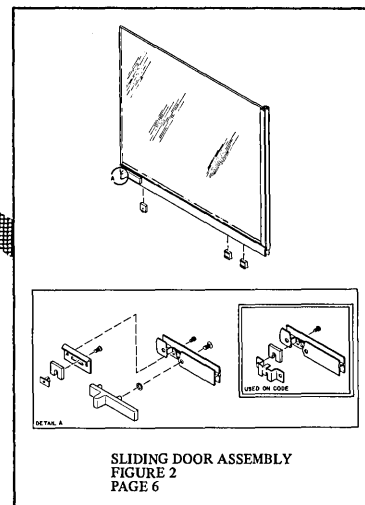
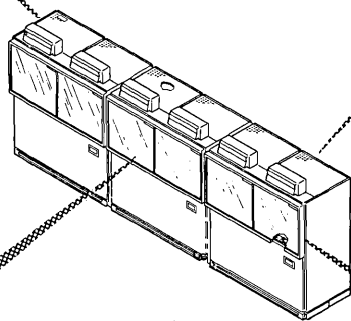
COVER AND SHIPPING GROUPS  
FIGURE 1, SHEET 1 OF 2  
PAGE 1



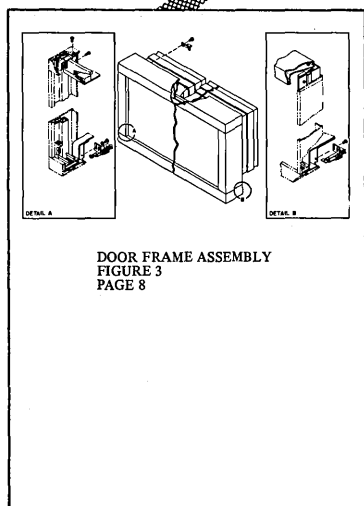
COVER AND SHIPPING GROUPS  
FIGURE 1, SHEET 2 OF 2  
PAGE 2



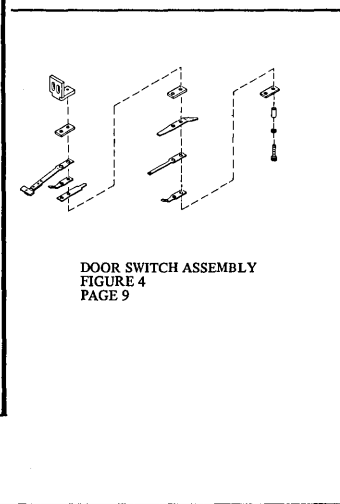
FINAL ASSEMBLY  
FIGURE 5  
PAGE 10



SLIDING DOOR ASSEMBLY  
FIGURE 2  
PAGE 6

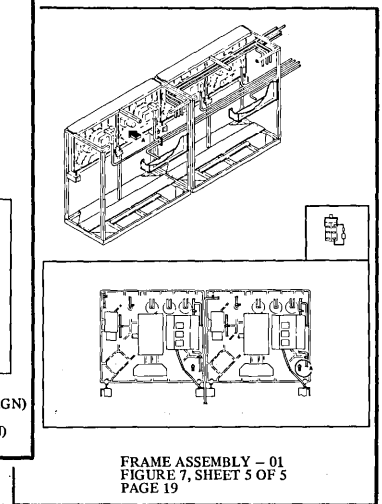
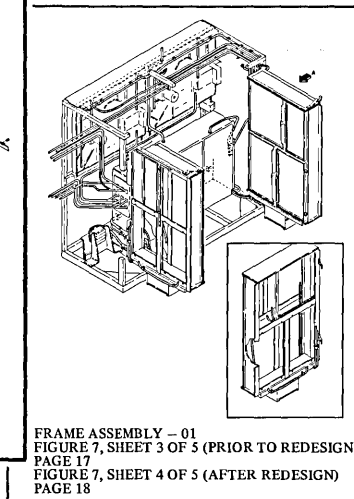
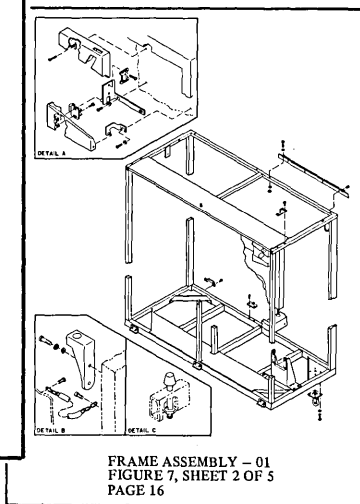
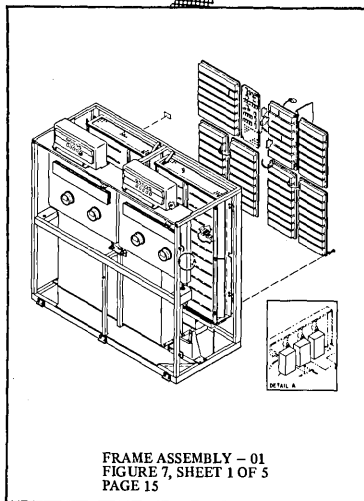
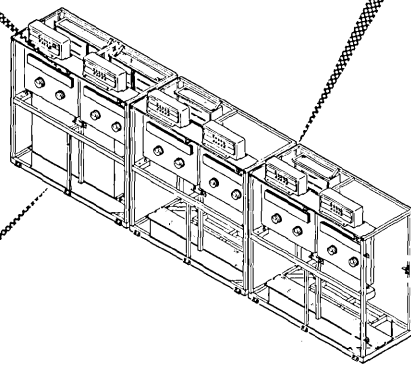
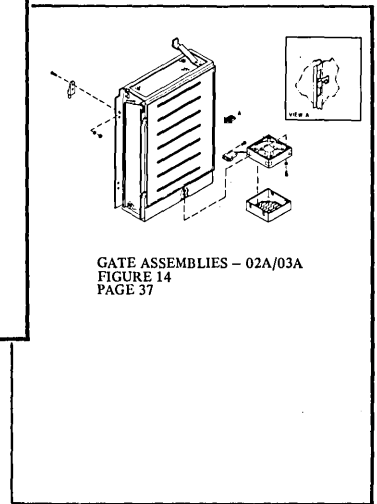
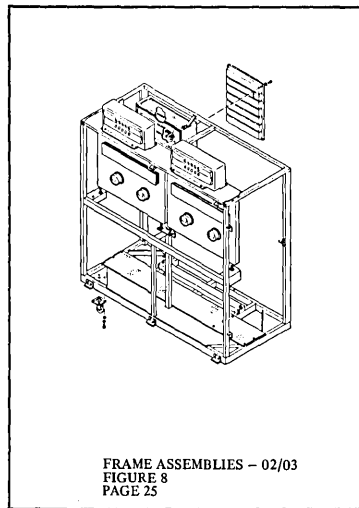
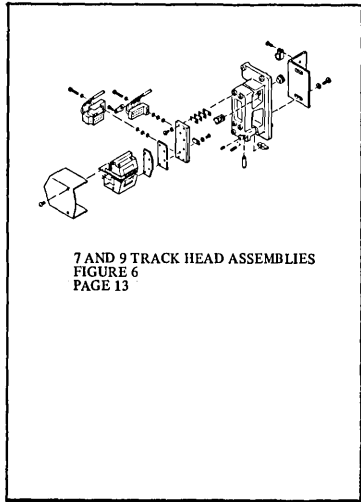


DOOR FRAME ASSEMBLY  
FIGURE 3  
PAGE 8

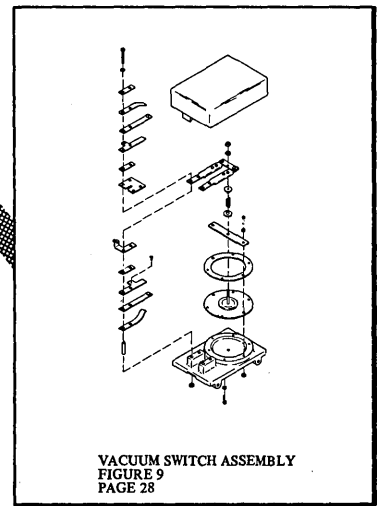
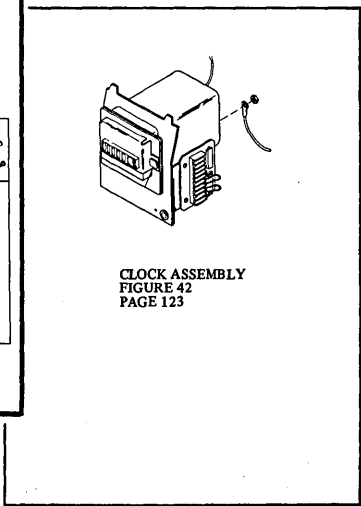
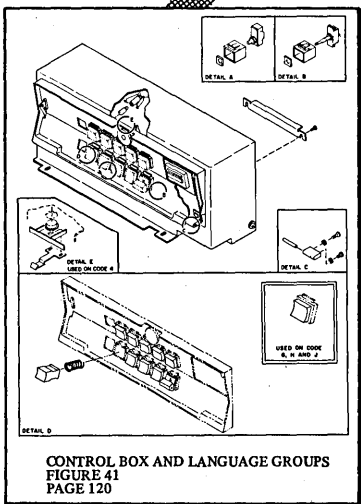
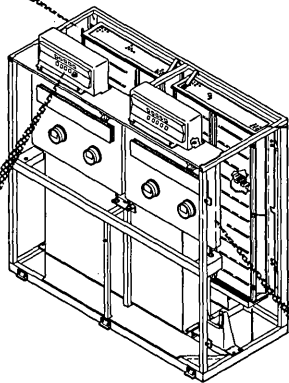
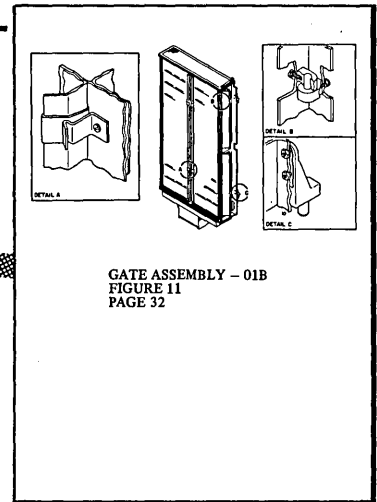
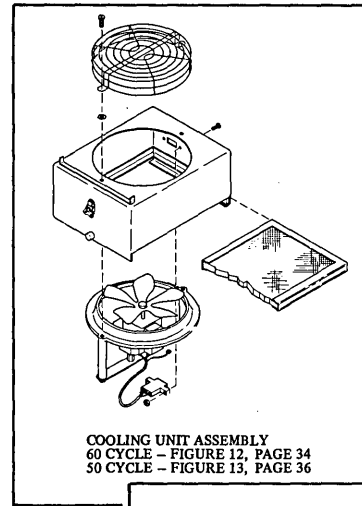
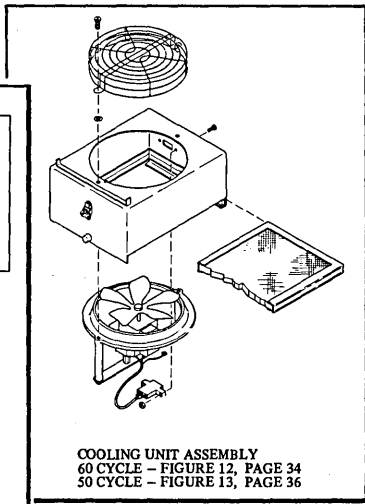
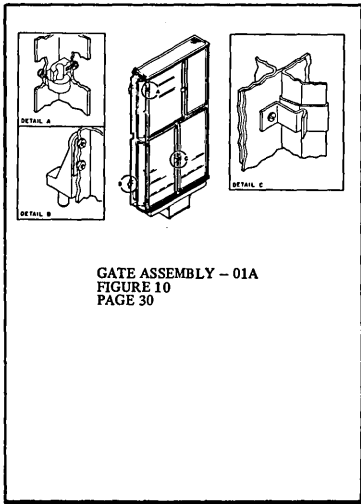


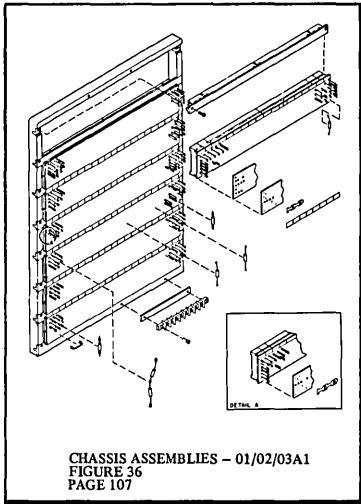
DOOR SWITCH ASSEMBLY  
FIGURE 4  
PAGE 9

VISUAL INDEX I

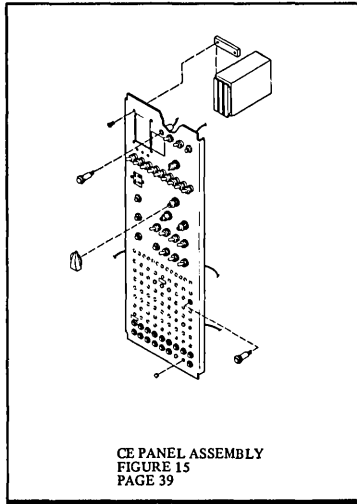




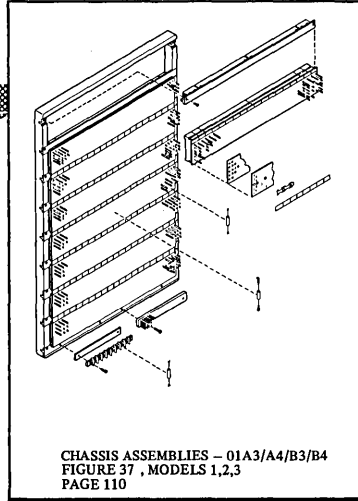
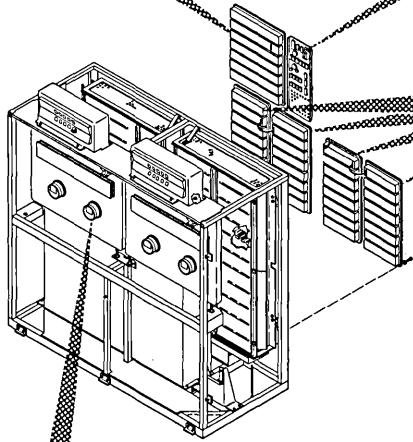




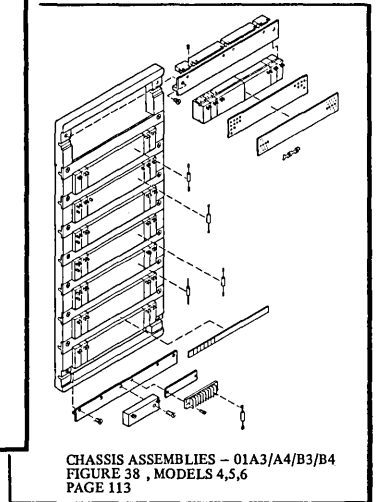
CHASSIS ASSEMBLIES - 01/02/03A1  
FIGURE 36  
PAGE 107



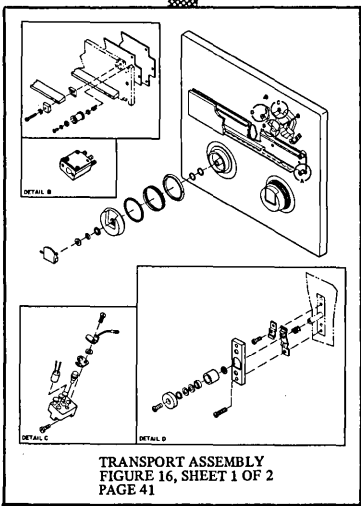
CE PANEL ASSEMBLY  
FIGURE 15  
PAGE 39



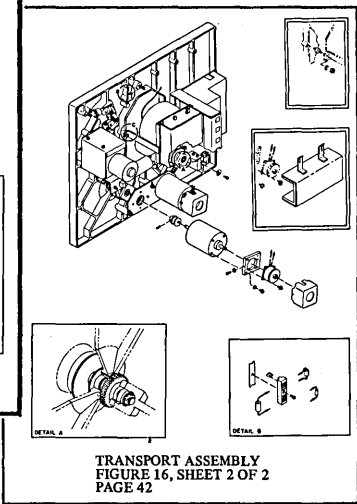
CHASSIS ASSEMBLIES - 01A3/A4/B3/B4  
FIGURE 37, MODELS 1,2,3  
PAGE 110



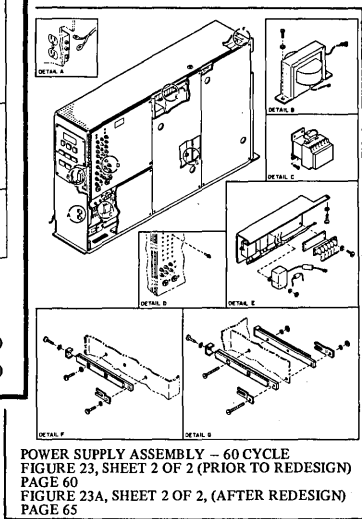
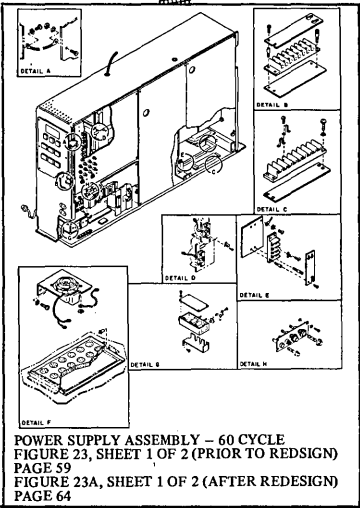
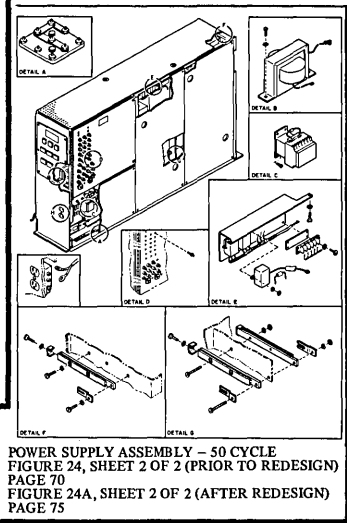
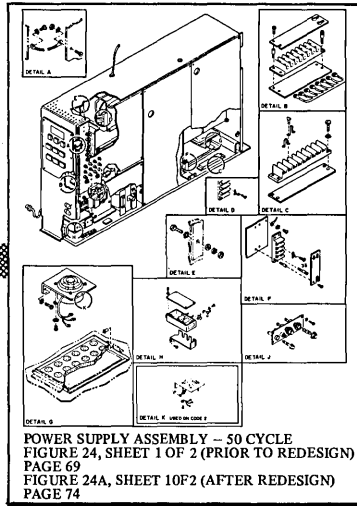
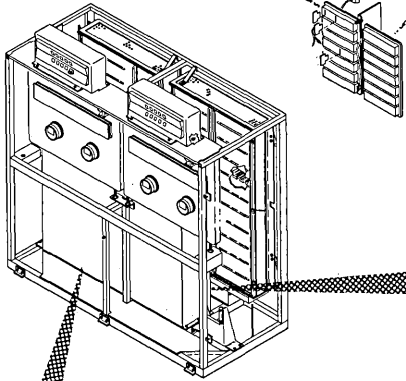
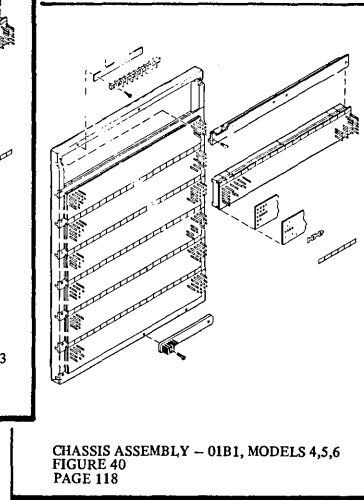
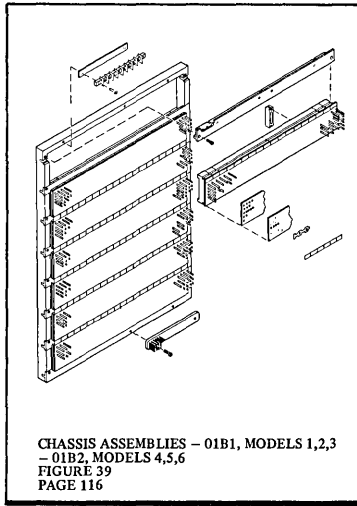
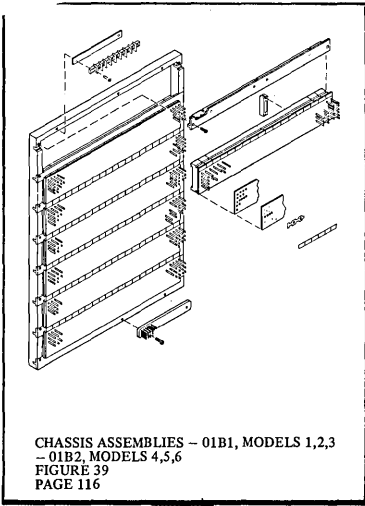
CHASSIS ASSEMBLIES - 01A3/A4/B3/B4  
FIGURE 38, MODELS 4,5,6  
PAGE 113

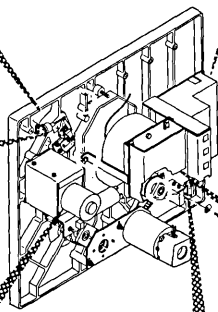
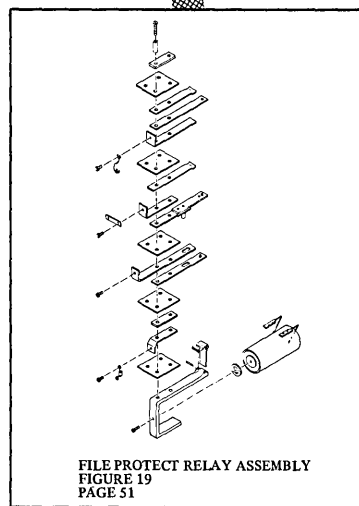
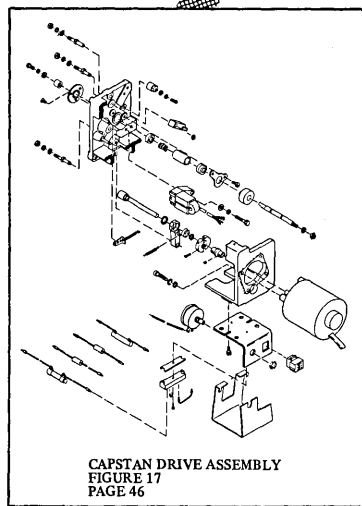
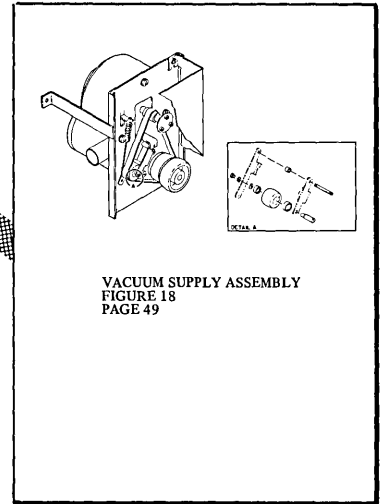
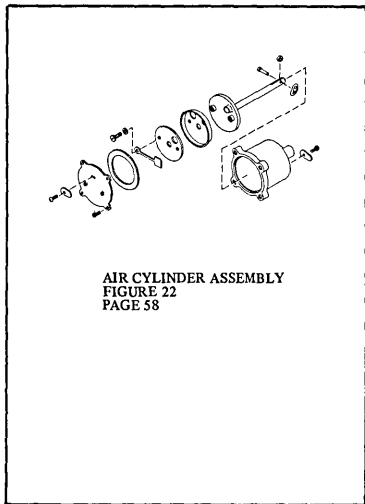
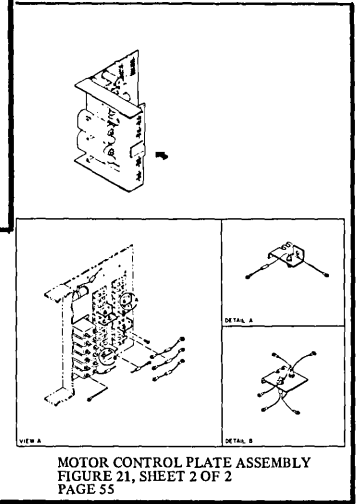
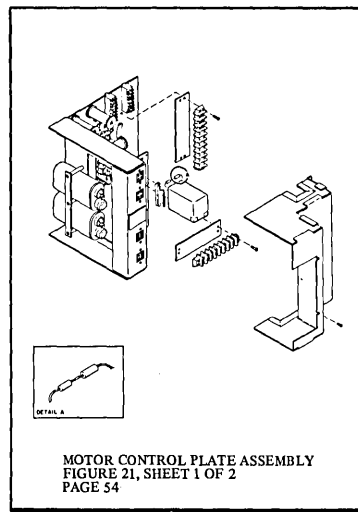
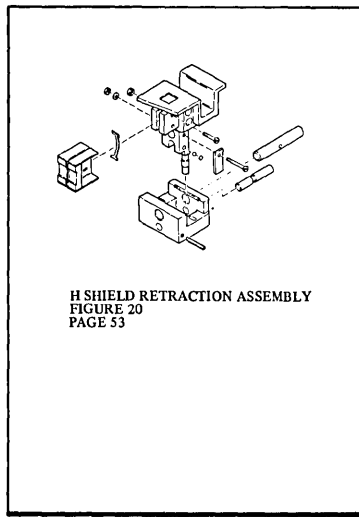


TRANSPORT ASSEMBLY  
FIGURE 16, SHEET 1 OF 2  
PAGE 41

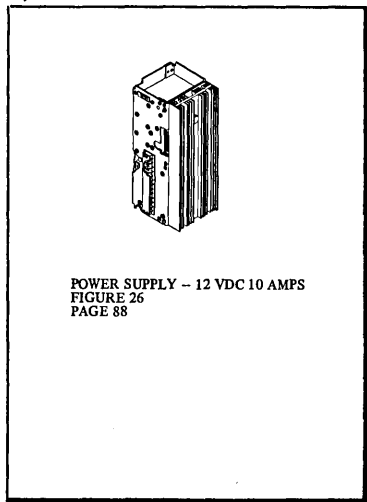
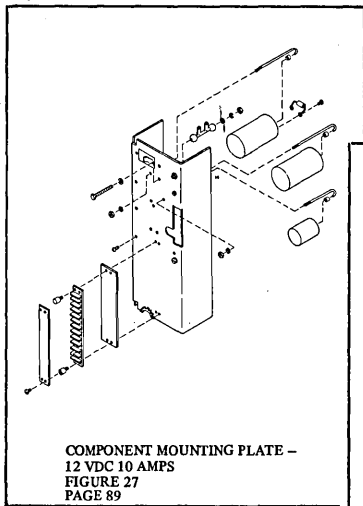
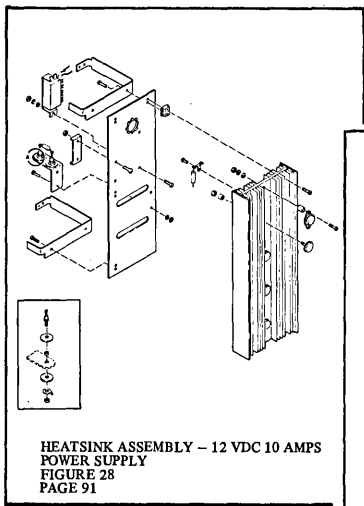


TRANSPORT ASSEMBLY  
FIGURE 16, SHEET 2 OF 2  
PAGE 42

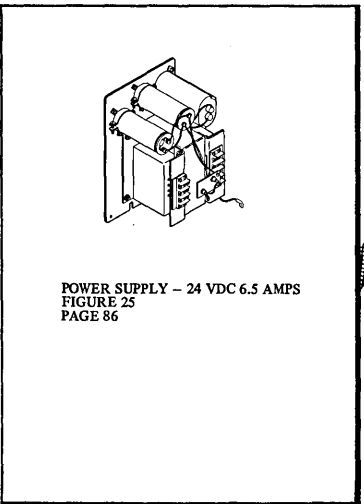
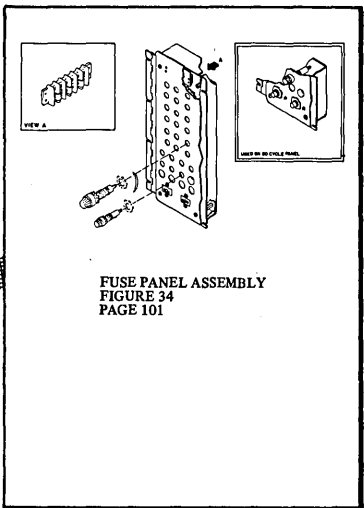
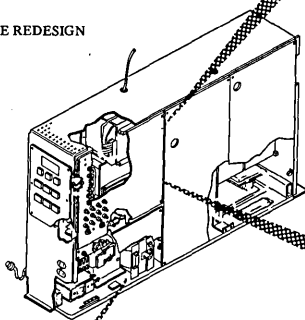


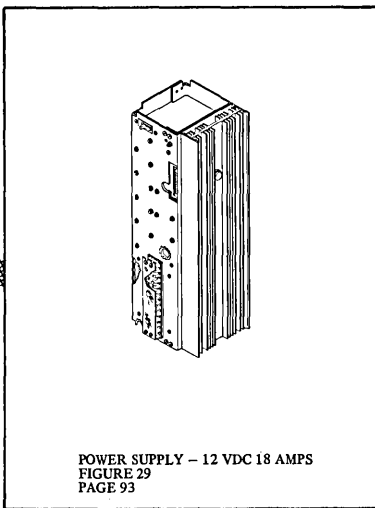
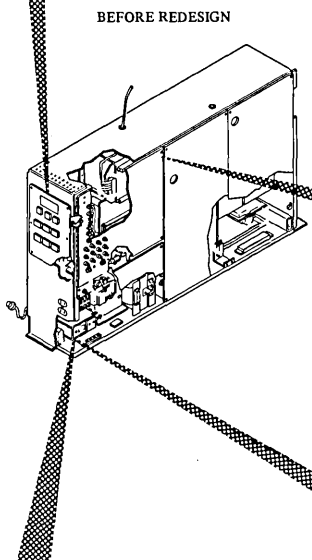
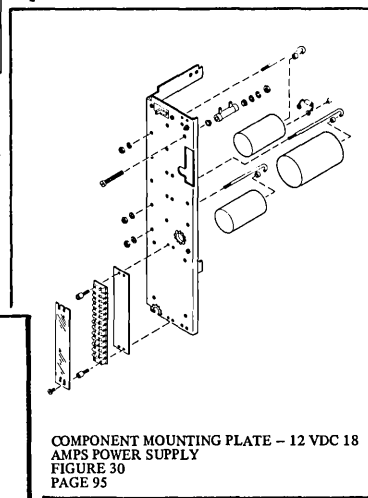
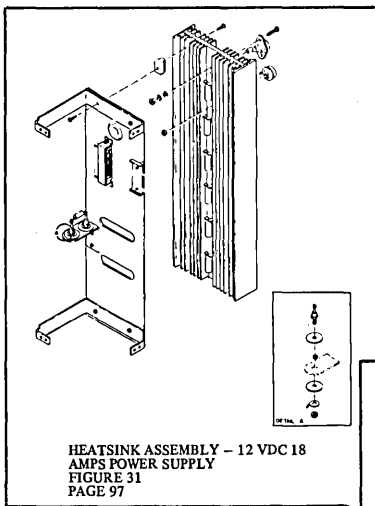
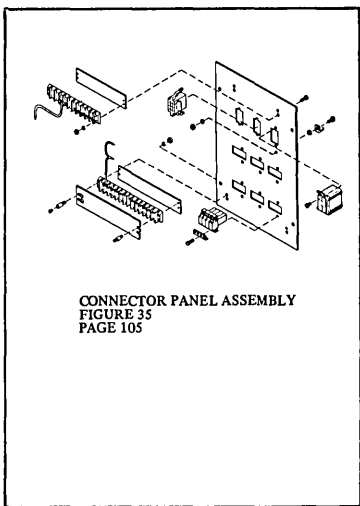


VISUAL INDEX VI

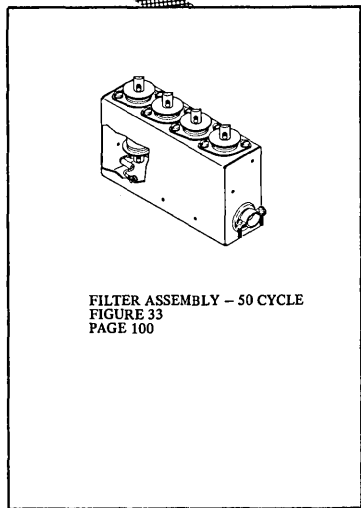
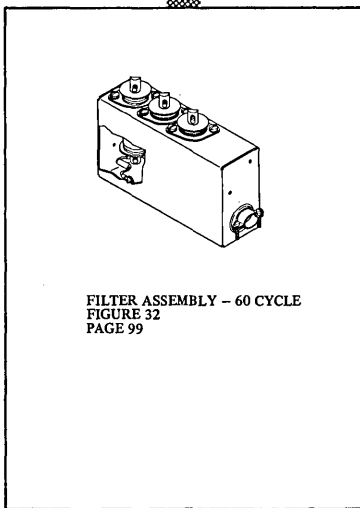


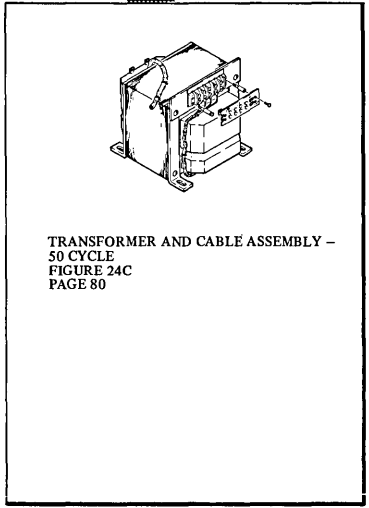
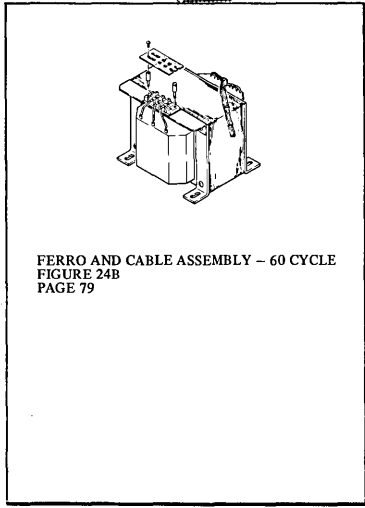
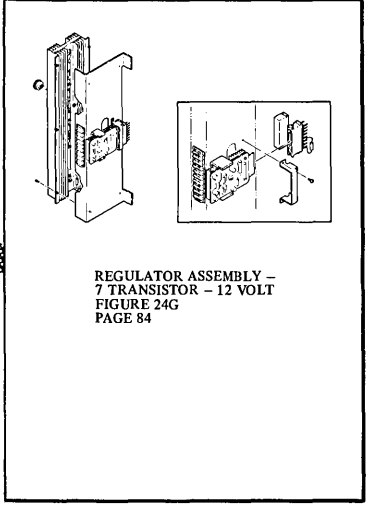
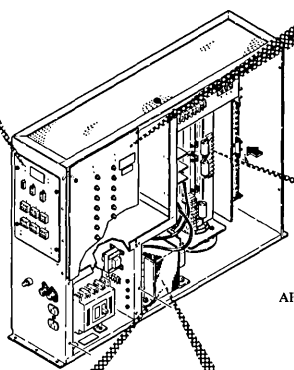
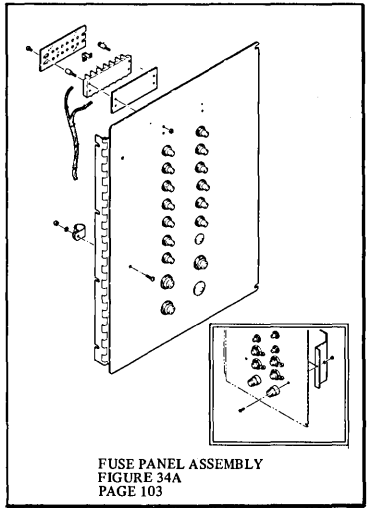
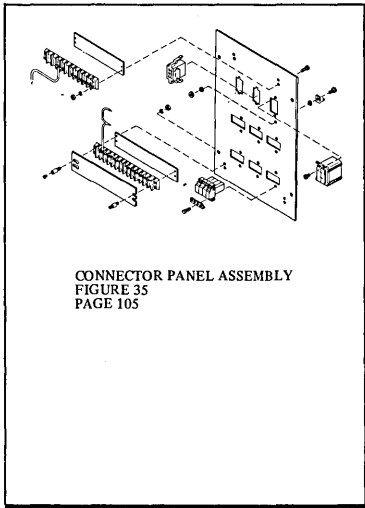
BEFORE REDESIGN

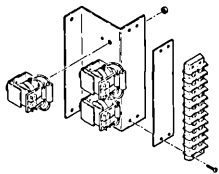




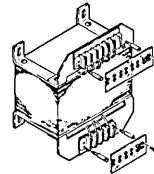
50 CYCLE ONLY



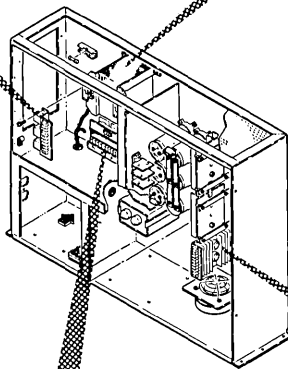




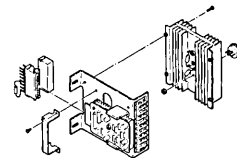
RELAY ASSEMBLY - 50/60 CYCLE  
FIGURE 24D  
PAGE 81



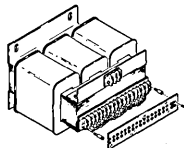
TRANSFORMER ASSEMBLY - 50/60 CYCLE  
FIGURE 24E  
PAGE 82



AFTER REDESIGN



REGULATOR ASSEMBLY -  
2 TRANSISTOR - 12 VOLT  
FIGURE 24F  
PAGE 83



AUTO TRANSFORMER ASSEMBLY - 50 CYCLE  
FIGURE 24H  
PAGE 85





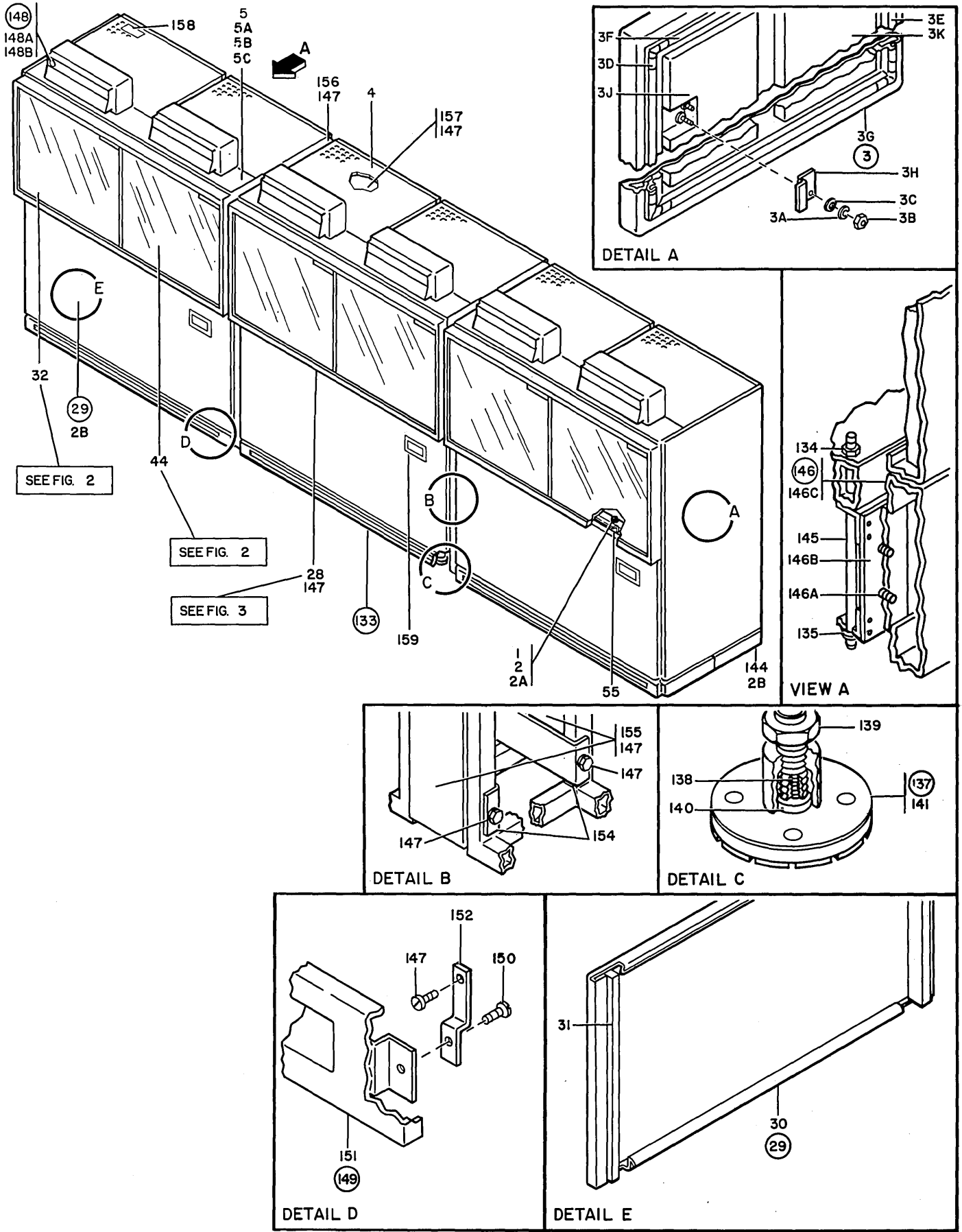


FIGURE 1. COVER AND SHIPPING GROUPS. SHEET 1 OF 2. SEE LIST 1.

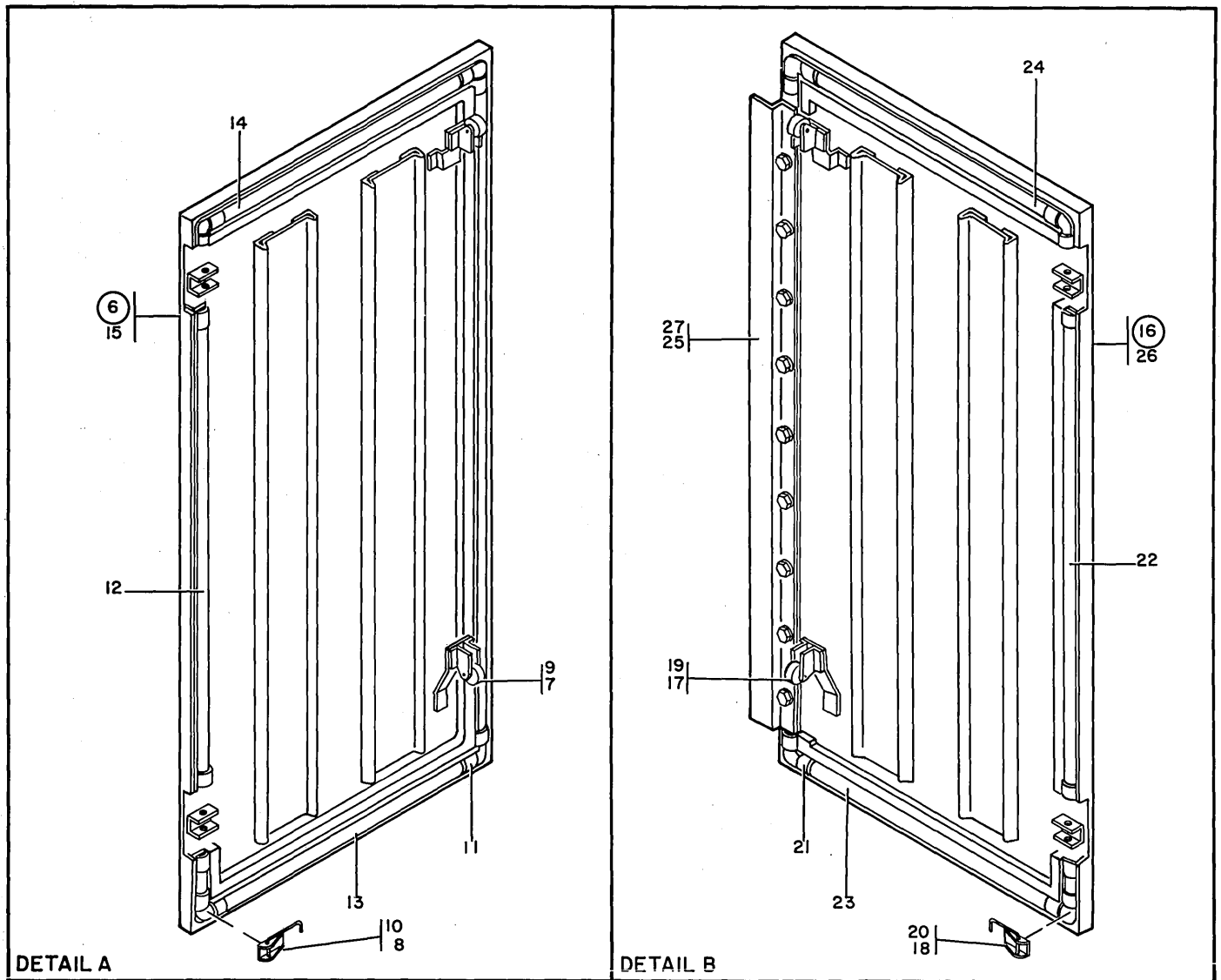
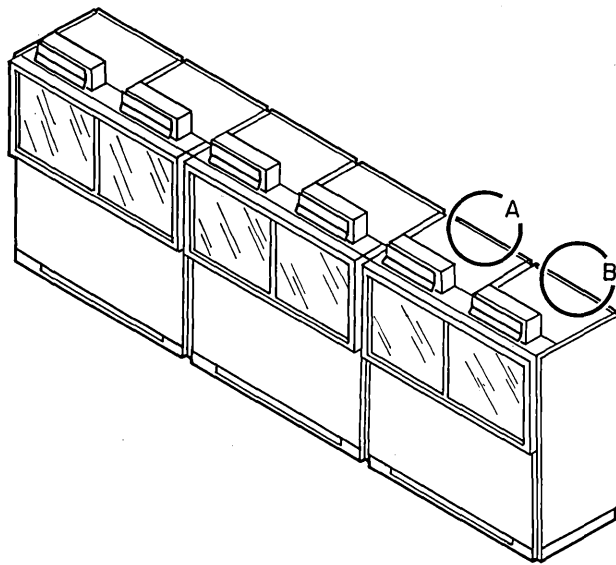


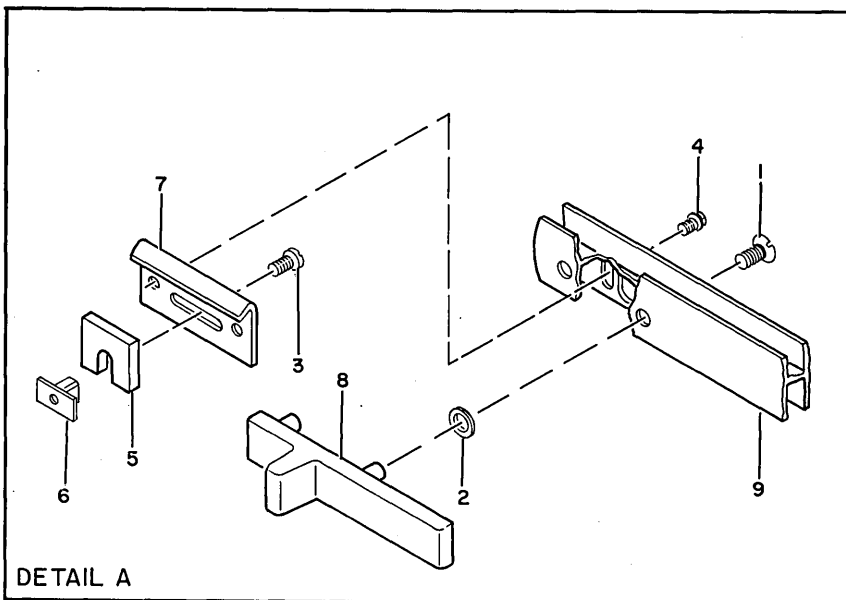
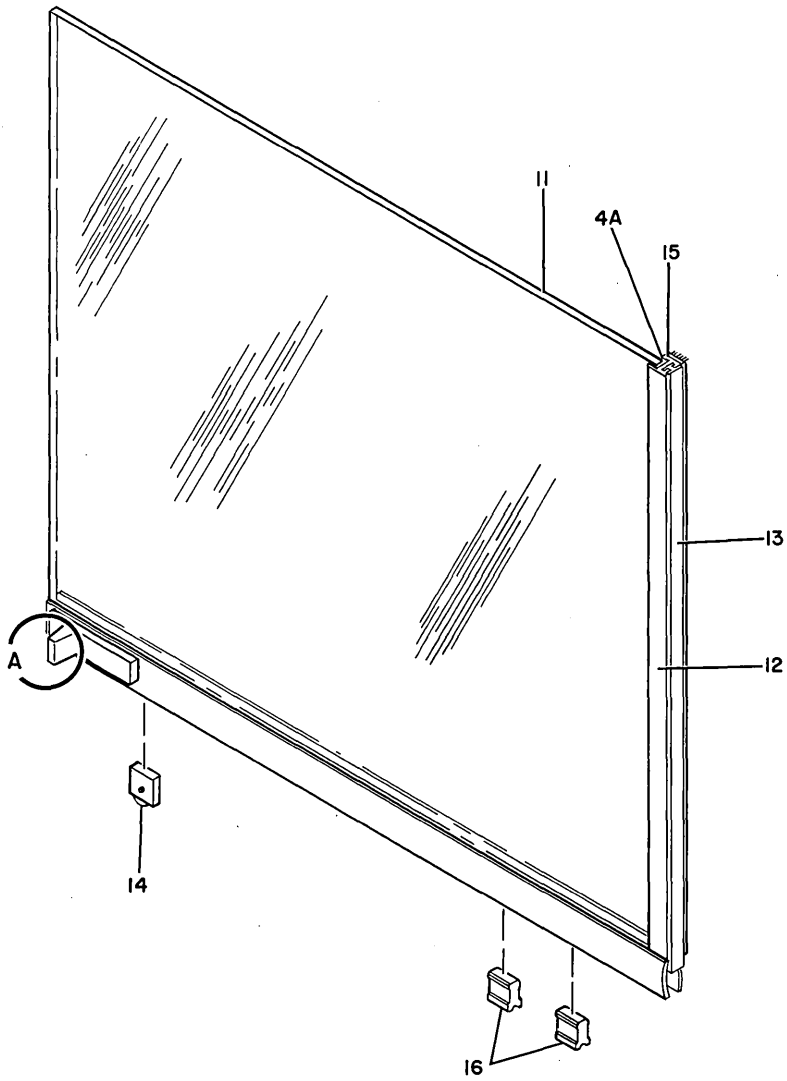
FIGURE 1. COVER AND SHIPPING GROUPS. SHEET 2 OF 2. SEE LIST 1.

LIST AND INDEX NUMBER	PART NUMBER	DESCRIPTION	UNITS PER ASM.	USABLE ON CODE
		1 2 3 4		
		COVER AND SHIPPING GROUPS		
1 -		CODE A USED ON RED ACCENT GROUP 5414440 ALL MODELS CODE B USED ON YELLOW ACCENT GROUP 5414441-ALL MODELS CODE C USED ON BLUE ACCENT GROUP 5414442-ALL MODELS CODE D USED ON GRAY ACCENT GROUP 5414443-ALL MODELS CODE E USED ON SHIPPING GROUP 5414444 MODELS 1,2,3 CODE F USED ON SHIPPING GROUP 5414454 FRAMES 02/03 ONLY CODE G USED ON SHIPPING GROUP 5420599 MODELS 4,5,6		
	5414440	ACCENT GROUP,COLOR,RED SEE FIGURE 1 FOR ILLUSTRATION	REF	A
	5414441	ACCENT GROUP,COLOR,YELLOW SEE FIGURE 1 FOR ILLUSTRATION	REF	B
	5414442	ACCENT GROUP,COLOR,BLUE SEE FIGURE 1 FOR ILLUSTRATION	REF	C
	5414443	ACCENT GROUP,COLOR,GRAY SEE FIGURE 1 FOR ILLUSTRATION	REF	D
- 1	3550	. WASHER,FL- 1/4 X 9/16 OD X 0.050 THK	2	
- 2	6935	. WASHER,LOCK-SPLIT 1/4 X 0.493 OD	12	
- 2A	59652	. SCREW,MACH-HEX HD 1/4-20 X 3/4 LG	2	
- 2B	731629	. SCREW,PAN HD- 10-32 X 0.380 LG	AR	
- 3	5373714	. COVER ASSEMBLY-SIDE TWO USED ON ALL MODEL CONFIGURATIONS	2	
- 3A	9092	. . WASHER-LOCK,SPLIT RING, .194 ID .337OD	2	
- 3B	11598	. . NUT PLAIN HEX 10/32	2	
- 3C	47242	. . WASHER,FL-NO. 12 X 1/2 OD X 0.062 THK	2	
- 3D	5356429	. . CLIP-RETAINING	8	
- 3E	5373638	. . SEAL-SIDE DOOR	1	
- 3F	5373642	. . SEAL-SIDE COVER	1	
- 3G	5373645	. . COVER-SIDE	1	
- 3H	5373646	. . STRIKE-SIDE COVER	1	
- 3J	5373715	. . LINER-SIDE COVER	1	
- 3K	5373716	. . LINER-SIDE COVER	1	
- 4	5391649	. GRID-COVER	6	
- 5	5414211	. COVER-TOP FRONT	3	
- 5A	47242	. WASHER,FL-NO. 12 X 1/2 OD X 0.062 THK	6	
- 5B	208529	. BUMPER,RUBBER-FOR 3/16 HOLE	24	
- 5C	332620	. SCREW,MACH-BIND HD 10-32 X 1/2 LG	6	
- 6	5414230	. COVER ASSEMBLY-LEFT REAR,RED	3	A
- 6	5414231	. COVER ASSEMBLY-LEFT REAR,YELLOW	3	B

LIST AND INDEX NUMBER	PART NUMBER	DESCRIPTION	UNITS PER ASM.	USABLE ON CODE
		COVER AND SHIPPING GROUPS -CONT		
1 - 6	5414232	. COVER ASSEMBLY-LEFT REAR,BLUE	3	C
- 6	5414233	. COVER ASSEMBLY-LEFT REAR,GRAY	3	D
- 7	81693	. . SCREW,MACH-BIND HD 6-32 X 3/8 LG	4	
- 8	257982	. . CLIP,RETAINING-E TYPE 0.188 DIA GROOVE	1	
- 9	513668	. . CATCH,FRICITION LATCH	2	
- 10	5356382	. . STAYARM	1	
- 11	5356429	. . CLIP-RETAINING	7	
- 12	5373637	. . SEAL-REAR DOOR	1	
- 13	5373639	. . SEAL-REAR DOOR	1	
- 14	5373727	. . SEAL	1	
- 15	5386609	. . COVER-LEFT REAR	1	
- 16	5414234	. COVER ASSEMBLY-RIGHT REAR,RED	3	A
- 16	5414235	. COVER ASSEMBLY-RIGHT REAR,YELLOW	3	B
- 16	5414236	. COVER ASSEMBLY-RIGHT REAR,BLUE	3	C
- 16	5414237	. COVER ASSEMBLY-RIGHT REAR,GRAY	3	D
- 17	81693	. . SCREW,MACH-BIND HD 6-32 X 3/8 LG	4	
- 18	257982	. . CLIP,RETAINING-E TYPE 0.188 DIA GROOVE	1	
- 19	513668	. . CATCH,FRICITION LATCH	2	
- 20	5356382	. . STAYARM	1	
- 21	5356429	. . CLIP-RETAINING	7	
- 22	5373637	. . SEAL-REAR DOOR	1	
- 23	5373639	. . SEAL-REAR DOOR	1	
- 24	5373644	. . SEAL-RIGHT REAR COVER	1	
- 25	5383112	. . SCREW-THREAD FORMING-HEX WASHER HD	5	
- 26	5386610	. . COVER-RIGHT REAR	1	
- 27	5397595	. . BRACKET-REAR DOOR FILLER	1	
- 28	5414240	. DOOR-FRAME ASSEMBLY SEE FIGURE 3 FOR DETAIL BREAKDOWN	3	
- 29	5414446	. COVER ASSEMBLY-FRONT,RED	3	A
- 29	5414447	. COVER ASSEMBLY-FRONT,YELLOW	3	B
- 29	5414448	. COVER ASSEMBLY-FRONT,BLUE	3	C
- 29	5414449	. COVER ASSEMBLY-FRONT,GRAY	3	D
- 30	5414209	. . COVER-LOWER FRONT	1	
- 31	5414249	. . SEAL-FRONT COVER	AR	
- 32	5414470	. DOOR ASM- SLIDING LEFT SEE FIGURE 2 FOR DETAIL BREAKDOWN	3	
- 44	5414475	. DOOR ASM- SLIDING RIGHT SEE FIGURE 2 FOR DETAIL BREAKDOWN	3	
- 55	5414496	. SEAL-LOWER FRONT COVER	3	
-133	5414444	SHIPPING GROUP,MODELS 1,2,3	REF	E
-133	5414454	SHIPPING GROUP,FRAMES 02,03	REF	F
-133	5420599	SHIPPING GROUP,MODELS 4,5,6	REF	G
-134	24107	. NUT,PLAIN,HEX- 3/8 X 9/16 FL W	9	
-135	237245	. RING,RETAINING-EXT 0.300 ID X 0.035 THK	9	
-137	587875	. FOOT ASSEMBLY-LEVELING	4	E
-137	587875	. FOOT ASSEMBLY-LEVELING	2	F
-137	587875	. FOOT ASSEMBLY-LEVELING	2	G
-138	186036	. . SCREW,MACH-FH 1/4-20 X 1/2 LG	1	
-139	587834	. . STUD-LEVELING	1	
-140	587866	. . STOP-LEVELING FCCT	1	
-141	587874	. . FOOT-ADJUSTABLE RUBBER BASE	1	
-144	5356406	. KICKPLATE-SIDE	4	
-145	5356446	. PIN	9	
-146	5362005	. KICKPLATE ASSEMBLY,REAR	3	
-146A	32042	. . SCREW, MACH BIND. HD 10-32 X 3/8 LG.	4	
-146B	5356393	. . CLIP	2	
-146C	5362003	. . KICKPLATE-REAR	1	
-147	5383112	. SCREW-THREAD FORMING-HEX WASHER HD	AR	

LIST AND INDEX NUMBER	PART NUMBER	DESCRIPTION	UNITS PER ASM.	USABLE ON CODE
		COVER AND SHIPPING GROUPS -CONT		
1 -148	5412781	. GROUP BM-HEXADECIMAL	NP	
-148A	5412746	. . LABEL-HEXADECIMAL	1	
-148B	5412747	. . HOLDER-LABEL	1	
-149	5414228	. KICKPLATE-FRCNT	3	
-150	32042	. . SCREW, MACH BIND. HD 10-32 X 3/8 LG.	2	
-151	5371674	. . KICKPLATE,FRONT	1	
-152	5414204	. . BRACKET-FRCNT CCVER	2	
-154	5414205	. CONNECTOR-FRAME	4	
-155	5414206	. SPACER-FRAME	4	
-156	5414207	. SPACER-FRAME TCP	2	
-157	5414208	. COVER-TOP INNER	3	
-158	5418282	. LABEL,PATENT	1	
-159	5414250	NAMEPLATE-ENGLISH,FRONT,MODEL 1	1	
-159	5414251	NAMEPLATE-ENGLISH,REAR,MODEL 1	1	
-159	5414252	NAMEPLATE-ENGLISH,FRCNT,MODEL 2	1	
-159	5414253	NAMEPLATE-ENGLISH,REAR,MODEL 2	1	
-159	5414254	NAMEPLATE-ENGLISH,FRONT,MODEL 3	1	
-159	5414255	NAMEPLATE-ENGLISH,REAR,MODEL 3	1	
-159	5414256	NAMEPLATE-GERMAN,FRONT,MODEL 1	1	
-159	5414257	NAMEPLATE-GERMAN,REAR,MODEL 1	1	
-159	5414258	NAMEPLATE-GERMAN,FRONT,MODEL 2	1	
-159	5414259	NAMEPLATE-GERMAN,REAR,MODEL 2	1	
-159	5414260	NAMEPLATE-GERMAN,FRONT,MODEL 3	1	
-159	5414261	NAMEPLATE-GERMAN,REAR,MODEL 3	1	
-159	5414262	NAMEPLATE-FRENCH,FRONT,MODEL 1	1	
-159	5414263	NAMEPLATE-FRENCH,REAR,MODEL 1	1	
-159	5414264	NAMEPLATE-FRENCH,FRONT,MODEL 2	1	
-159	5414265	NAMEPLATE-FRENCH,REAR,MODEL 2	1	
-159	5414266	NAMEPLATE-FRENCH,FRONT,MODEL 3	1	
-159	5414267	NAMEPLATE-FRENCH,REAR,MODEL 3	1	
-159	5414608	NAMEPLATE-ENGLISH,FRONT,MODEL 4	1	
-159	5414609	NAMEPLATE-ENGLISH,REAR,MODEL 4	1	
-159	5414610	NAMEPLATE-ENGLISH,FRONT,MODEL 5	1	
-159	5414611	NAMEPLATE-ENGLISH,REAR,MODEL 5	1	
-159	5414612	NAMEPLATE-ENGLISH,FRONT,MODEL 6	1	
-159	5414613	NAMEPLATE-ENGLISH,REAR,MODEL 6	1	
-159	5414614	NAMEPLATE-FRENCH,FRONT,MODEL 4	1	
-159	5414615	NAMEPLATE-FRENCH,REAR,MODEL 4	1	
-159	5414616	NAMEPLATE-FRENCH,FRONT,MODEL 5	1	
-159	5414617	NAMEPLATE-FRENCH,REAR,MODEL 5	1	
-159	5414618	NAMEPLATE-FRENCH,FRONT,MODEL 6	1	
-159	5414619	NAMEPLATE-FRENCH,REAR,MODEL 6	1	
-159	5414620	NAMEPLATE-GERMAN,FRONT,MODEL 4	1	
-159	5414621	NAMEPLATE-GERMAN,REAR,MODEL 4	1	
-159	5414622	NAMEPLATE-GERMAN,FRONT,MODEL 5	1	
-159	5414623	NAMEPLATE-GERMAN,REAR,MODEL 5	1	
-159	5414624	NAMEPLATE-GERMAN,FRONT,MODEL 6	1	
-159	5414625	NAMEPLATE-GERMAN,REAR,MODEL 6	1	

FOR PARTS  
NOT SHOWN  
SEE FIGS. 1,  
7 & 8



DETAIL A

FIGURE 2. SLIDING DOOR ASSEMBLY. SEE LIST 2.





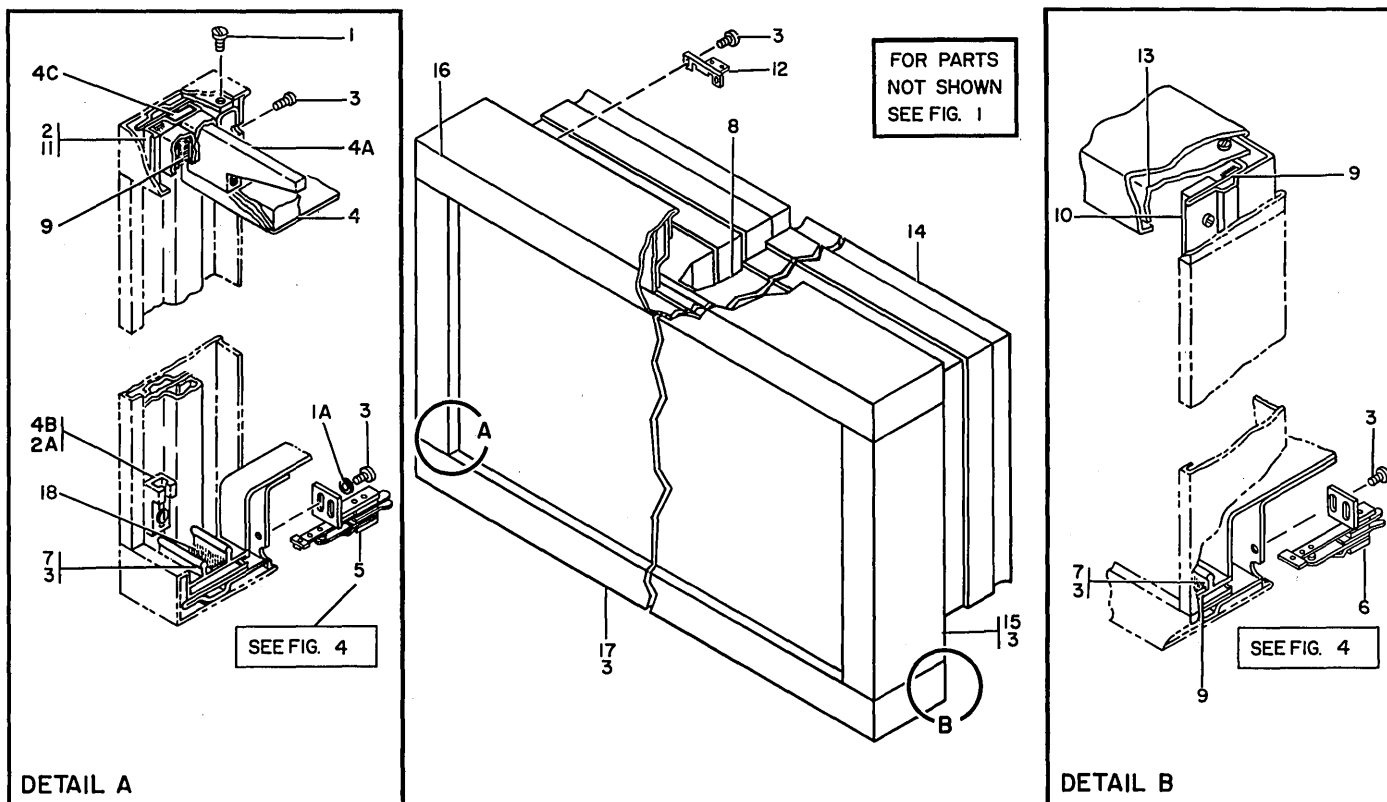


FIGURE 3. DOOR FRAME ASSEMBLY. SEE LIST 3.

LIST AND INDEX NUMBER	PART NUMBER	DESCRIPTION	1 2 3 4				UNITS PER ASM.	USABLE ON CODE
			1	2	3	4		
		DOCR FRAME ASSEMBLY						
3 -	5414240	DOCR-FRAME ASSEMBLY SEE LIST 1-28 FOR NEXT HIGHER ASSEMBLY AND FIGURE 3 FOR ILLUSTRATION					REF	
- 1	255629	• SCREW, THD CTG-FL CSK HD NC. 6 X 1/2 LG					10	
- 1A	257986	• WASHER, FLAT NO. 6					4	
- 2	731626	• SCREW, PAN HEAD, 6-32 X .25 LONG					10	
- 2A	731631	• SCREW, PAN HD- 4-40 X 1/4 LG					2	
- 3	734483	• SCREW, PAN HD 6-32 X .380 LG					48	
- 4	2503566	• SEAL, FRONT COVER					AR	
- 4A	2504207	• STOP ASSEMBLY, DOOR					2	
- 4B	2504208	• CATCH, DOOR					2	
- 4C	2504233	• REINFORCEMENT, TRIM					1	
- 5	5414455	• SWITCH ASSEMBLY, LEFT SEE FIGURE 4 FOR DETAIL BREAKDOWN					1	
- 6	5414465	• SWITCH ASSEMBLY, RIGHT SEE FIGURE 4 FOR DETAIL BREAKDOWN					1	
- 7	5414482	• TRACK-LOWER					1	
- 8	5414484	• SLIDE DOOR-FRAME					1	
- 9	5414486	• SEAL-DOOR, SLIDING					AR	
- 10	5414487	• FILLER-VERTICAL RT					1	
- 11	5414488	• FILLER-VERTICAL LT					1	
- 12	5414489	• BRACKET-DOCR FRAME MTG					4	
- 13	5414490	• TRACK-TOP					1	
- 14	5414491	• SEAL-CASTING					2	
- 15	5414492	• TRIM-FRONT DOOR SIDE					2	
- 16	5414493	• TRIM-FRONT DOOR TCP					1	
- 17	5414494	• TRIM-FRONT DOOR BCITCM					1	
- 18	5420680	• SEAL, PILE STRIP					AR	

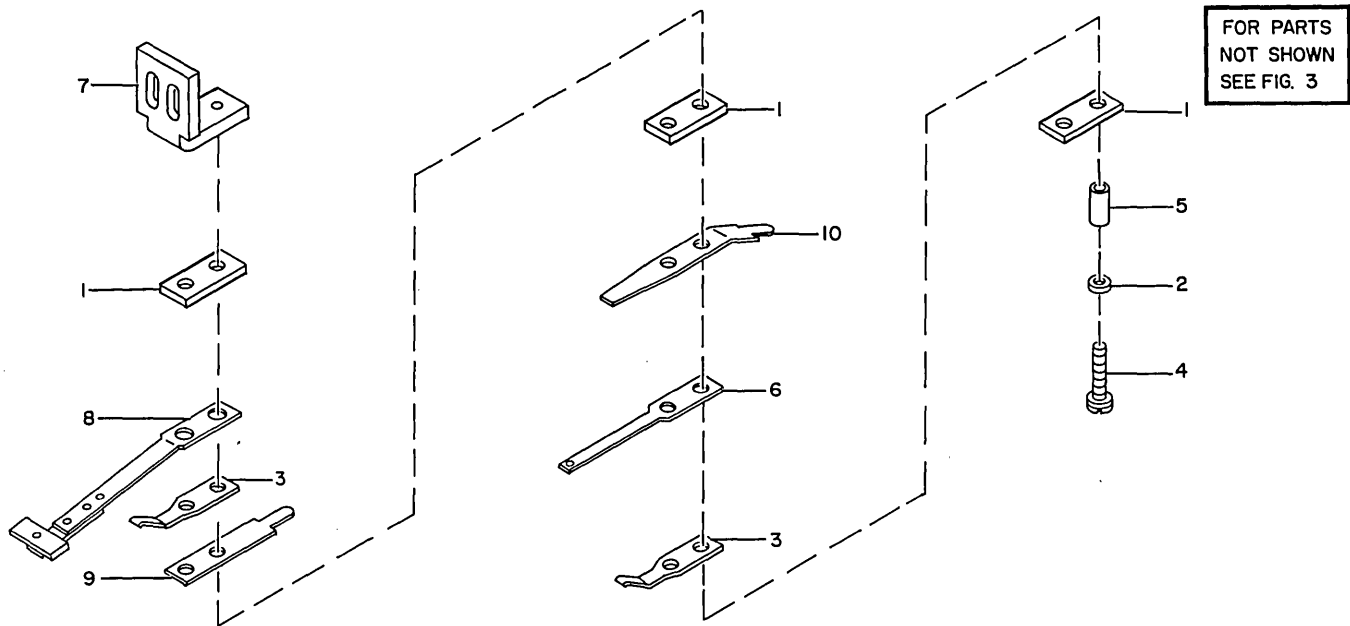


FIGURE 4. DOOR SWITCH ASSEMBLY. SEE LIST 4.

LIST AND INDEX NUMBER	PART NUMBER	DESCRIPTION	1 2 3 4				UNITS PER ASM.	USABLE ON CODE
			1	2	3	4		
		DOOR SWITCH ASSEMBLY						
4 -		CODE A USED ON ASM 5414455-ALL MODELS CODE B USED ON ASM 5414465-ALL MODELS						
	5414455	SWITCH ASSEMBLY, LEFT SEE LIST 3-5 FOR NEXT HIGHER ASSEMBLY AND FIGURE 4 FOR ILLUSTRATION					REF A	
	5414465	SWITCH ASSEMBLY, RIGHT SEE LIST 3-6 FOR NEXT HIGHER ASSEMBLY AND FIGURE 4 FOR ILLUSTRATION					REF B	
- 1	72316	• INSULATOR, PLATE-CONTACT SPRING					3	
- 2	101633	• WASHER, FL-NO. 3 X 7/32 OD X 0.032 THK					2	
- 3	159506	• SPRING-SELECTOR CONTACT REINFORCING					1	
- 4	438540	• SCREW, MACH-BIND HD 2-56 X 3/8 LG					2	
- 5	134869	• INSULATOR-SCR					2	
- 6	340615	• SPRING ASSEMBLY					1	
- 7	5414456	• BRACKET-LEFT INTLK SWITCH					1 A	
- 7	5414466	• BRACKET-INTERLOCK SWITCH RIGHT					1 B	
- 8	5414457	• CONTACT-SWITCH					1	
- 9	5414467	• CLIP-INTERLOCK SWITCH TOP					1	
- 10	5414468	• CLIP-INTERLOCK SWITCH BOTTOM					1	

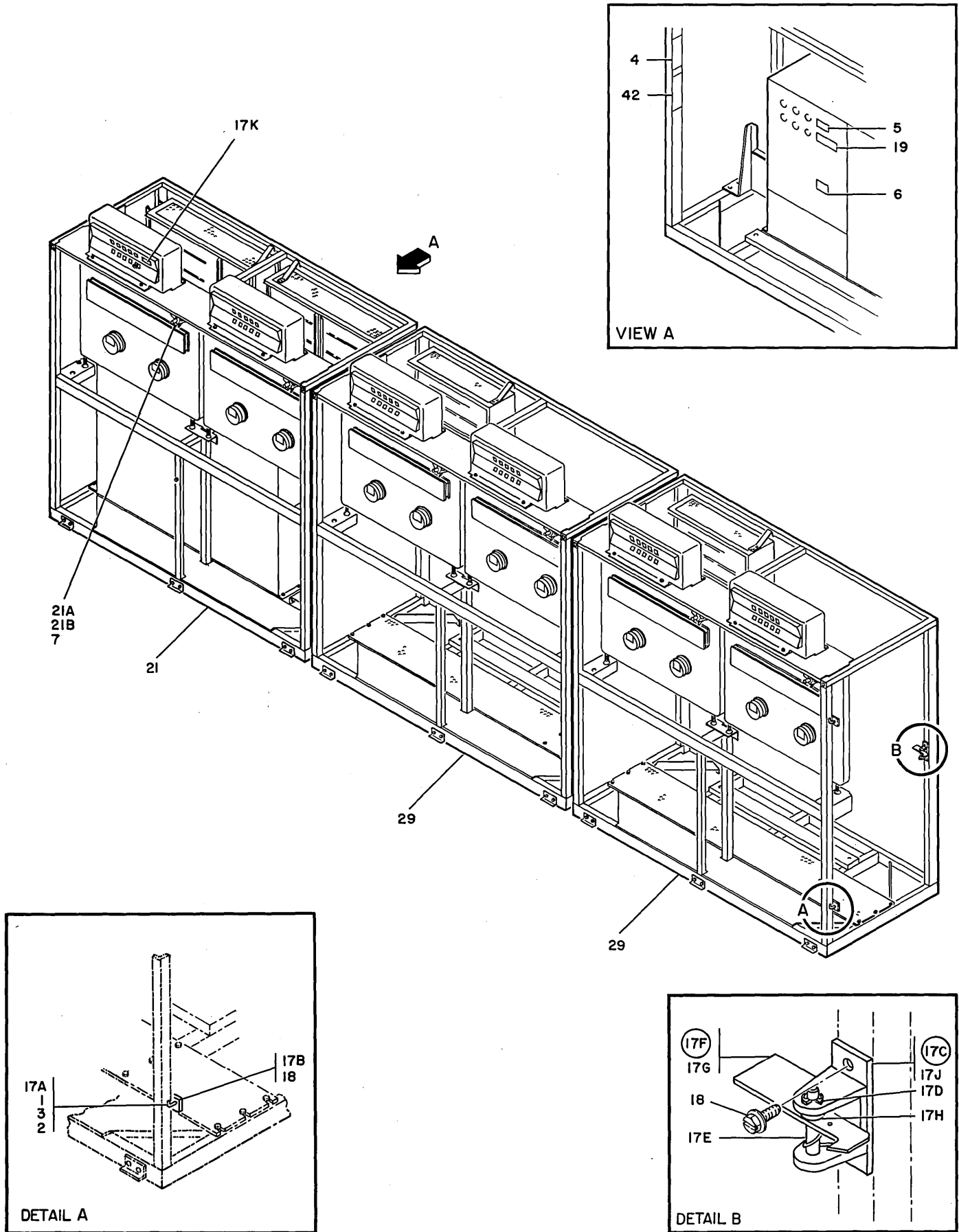


FIGURE 5. FINAL ASSEMBLY. SEE LIST 5.

LIST AND INDEX NUMBER	PART NUMBER	DESCRIPTION				UNITS PER ASM.	USABLE ON CODE
		1	2	3	4		
		FINAL ASSEMBLY					
5 -	5414140	FINAL ASSEMBLY,60 CYCLE-MODEL 1				REF	
	5414141	SEE FIGURE 5 FOR ILLUSTRATION FINAL ASSEMBLY,50 CYCLE-MODEL 1				REF	
	5414150	SEE FIGURE 5 FOR ILLUSTRATION FINAL ASSEMBLY,60 CYCLE-MODEL 2				REF	
	5414151	SEE FIGURE 5 FOR ILLUSTRATION FINAL ASSEMBLY,50 CYCLE-MODEL 2				REF	
	5414160	SEE FIGURE 5 FOR ILLUSTRATION FINAL ASSEMBLY,60 CYCLE-MODEL 3				REF	
	5414161	SEE FIGURE 5 FOR ILLUSTRATION FINAL ASSEMBLY,50 CYCLE-MODEL 3				REF	
	5414170	SEE FIGURE 5 FOR ILLUSTRATION FINAL ASSEMBLY,60 CYCLE-MODEL 4				REF	
	5414171	SEE FIGURE 5 FOR ILLUSTRATION FINAL ASSEMBLY,50 CYCLE-MODEL 4				REF	
	5414190	SEE FIGURE 5 FOR ILLUSTRATION FINAL ASSEMBLY,60 CYCLE-MODEL 5				REF	
	5414191	SEE FIGURE 5 FOR ILLUSTRATION FINAL ASSEMBLY,50 CYCLE-MODEL 5				REF	
	5414410	SEE FIGURE 5 FOR ILLUSTRATION FINAL ASSEMBLY,60 CYCLE-MODEL 6				REF	
	5414411	SEE FIGURE 5 FOR ILLUSTRATION FINAL ASSEMBLY,50 CYCLE-MODEL 6				REF	
- 1	3550	. WASHER,FL- 1/4 X 9/16 OD X 0.050 THK				AR	
- 2	3960	. NUT,PLAIN,HEX- 1/4-20 X 7/16 FL W				AR	
- 3	9C92	. WASHER-LOCK,SPLIT RING, .194 ID .3370D				AR	
- 4	20243	. NAMEPLATE,PROPERTY WTC USE ONLY				3	
- 4	122639	. PLATE, IDENTIFICATION-SALE SERIAL NUMBER				3	
- 4	124631	. PLATE,IDENTIFICATION-LEASE W/SALE OPTION ALTERNATE FOR 122639				3	
- 4	180528	. PLATE,IDENTIFICATION-SERIAL NUMBER ALTERNATE FOR 122639 OR 124631				3	
- 4	2064435	. PLATE,PROPERTY WTC USE ONLY-ALTERNATE FOR 202243				3	
- 5	845762	. DECAL-VOLTAGE				1	
- 6	2060465	. PLATE,IBM TRADEMARK WTC USE ONLY				1	
- 7	19944	. SCRFW,MACH-BIND HD 8-32 X 3/4 LG				AR	
- 16	556474	. JUMPER ASSEMBLY,NC.24,YELLOW,STRANDED SEE LIST 36-1J FOR LCCATION				REF	
- 17A	5356392	. PIN 1/4-20 UNC-2B QTY 8 USED ON MODELS 1,4 QTY 12 USED ON MODELS 2,5 QTY 16 USED ON MODELS 3,6				16	
- 17B	5356437	. SUPPORT QTY 8 USED ON MODELS 1,4 QTY 12 USED ON MODELS 2,5 QTY 16 USED ON MODELS 3,6				16	
- 17C	5373653	. LATCH ASSEMBLY-COVER				2	
- 17D	25282	. . . RING-RETAINING,EXT 0.125 ID X 0.015 THK				2	
- 17E	5373647	. . . PIN-LATCH				1	
- 17F	5373650	. . . LATCH-PLATE ASSEMBLY				1	
- 17G	5373648	. . . . PLATE-LATCH				1	
- 17H	5373649	. . . . BUSHING-LATCH				1	
- 17J	5373651	. . . . LATCH,HOUSING				1	



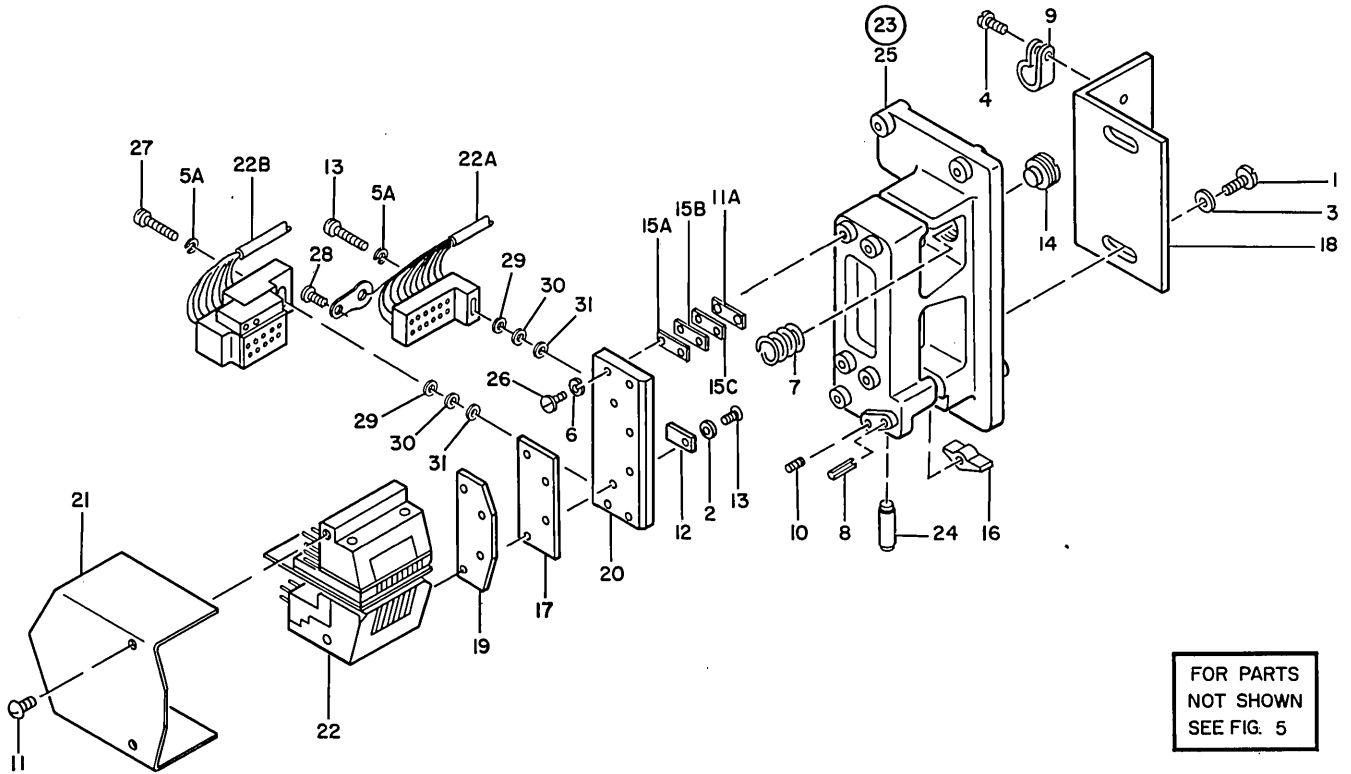


FIGURE 6. 7 AND 9 TRACK HEAD ASSEMBLIES. SEE LIST 6.

LIST AND INDEX NUMBER	PART NUMBER	DESCRIPTION				UNITS PER ASM.	USABLE ON CODE
		1	2	3	4		
		7 AND 9 TRACK HEAD ASSEMBLIES					
6 -		CODE A USED ON 7 TRACK HEAD ASM 5414507 CODE B USED ON 9 TRACK HEAD ASM 5414509					
	5414507	HEAD ASM- 7 TRACK CASTING SEE LIST 5-21A FOR NEXT HIGHER ASSEMBLY AND FIGURE 6 FOR ILLUSTRATION				REF	A
	5414509	HEAD ASM- 9 TRACK CASTING SEE LIST 5-21A FOR NEXT HIGHER ASSEMBLY AND FIGURE 6 FOR ILLUSTRATION				REF	B
- 1	34512	• SCREW, BIND. HD 8-32 X .375 LG				2	
- 2	17514	• WASHER, FL-NO. 4 X 1/32 THK				4	
- 3	22478	• WASHER, FL- 0.170 ID 0.375 OD 0.032 THK				2	
- 4	25627	• SCREW-BD. HD 8-32 X .500 LG				2	
- 5A	52393	• WASHER, FL-NO. .170 ID X .032 TH				2	
- 6	257984	• WASHER, LK-SPLIT 1/8ID X 13/64 OD				4	
- 7	313851	• SPRING-COMPRESSION				1	
- 8	326265	• PIN, PIVOT				1	
- 9	327922	• CLAMP, CABLE-.625 DIAMETER				2	
- 10	358124	• SCREW, SET 4-40NC2AX1-2IN.LG.				2	
- 11	38910	• SCREW, SHOULDERED, 4-40				2	
- 11A	25C3984	• SHIM				1	
- 12	5414095	• ISOLATOR, HEAD MTG				4	
- 13	5414096	• SCREW, MACH-BH 2-56UNC, 7/16 LG				5	
- 14	5414098	• PLUG, SPRING-12UNC, 9/16 LG				1	
- 15A	5414102	• SHIM- 0.0100 THK				AR	
- 15B	5414103	• SHIM- 0.0020 THK				AR	
- 15C	5414104	• SHIM- 0.0030 THK				AR	



FOR PARTS  
NOT SHOWN  
SEE FIG. 5

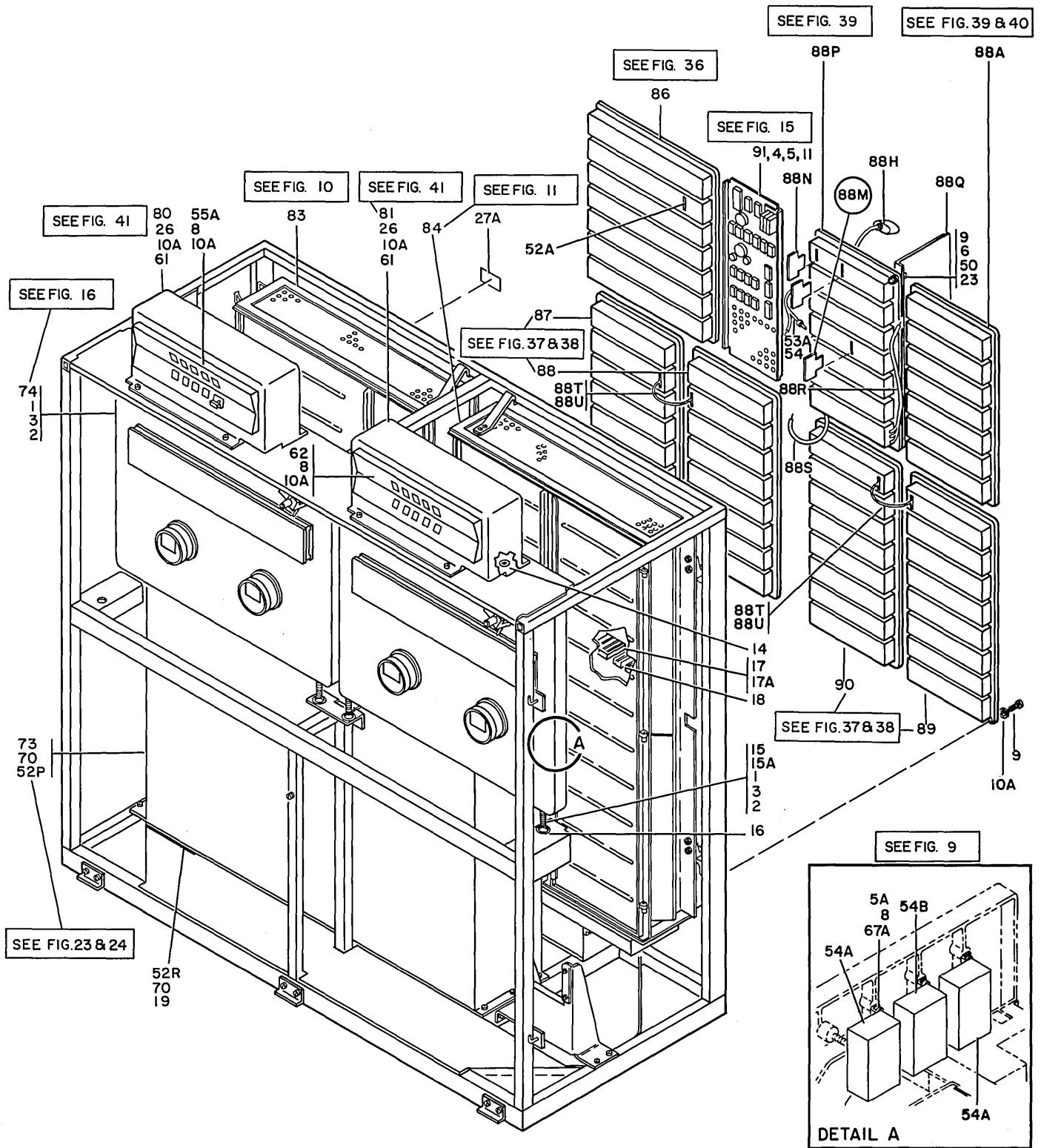


FIGURE 7. FRAME ASSEMBLY-01. SHEET 1 OF 5. SEE LIST 7.



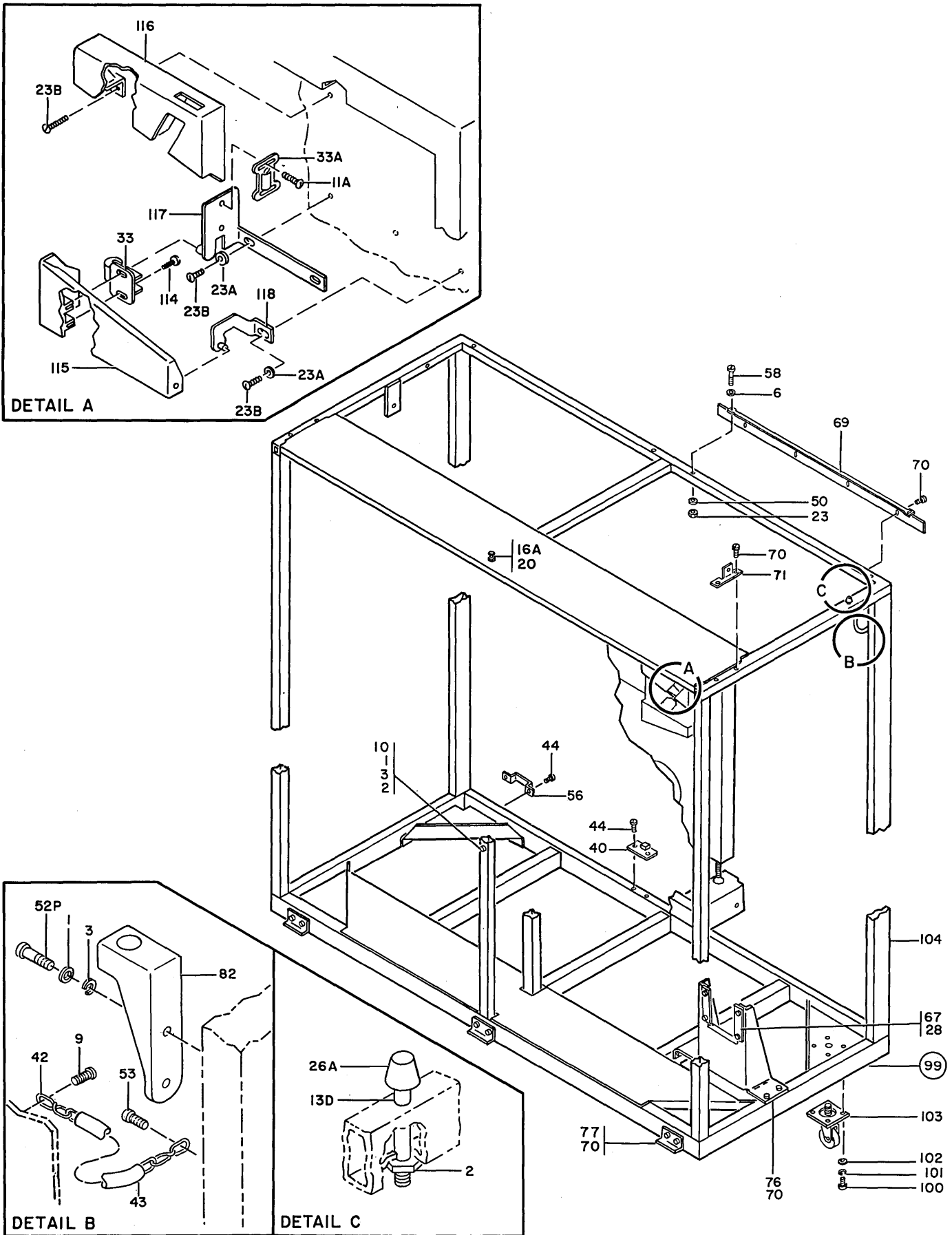


FIGURE 7. FRAME ASSEMBLY-01. SHEET 2 OF 5. SEE LIST 7.

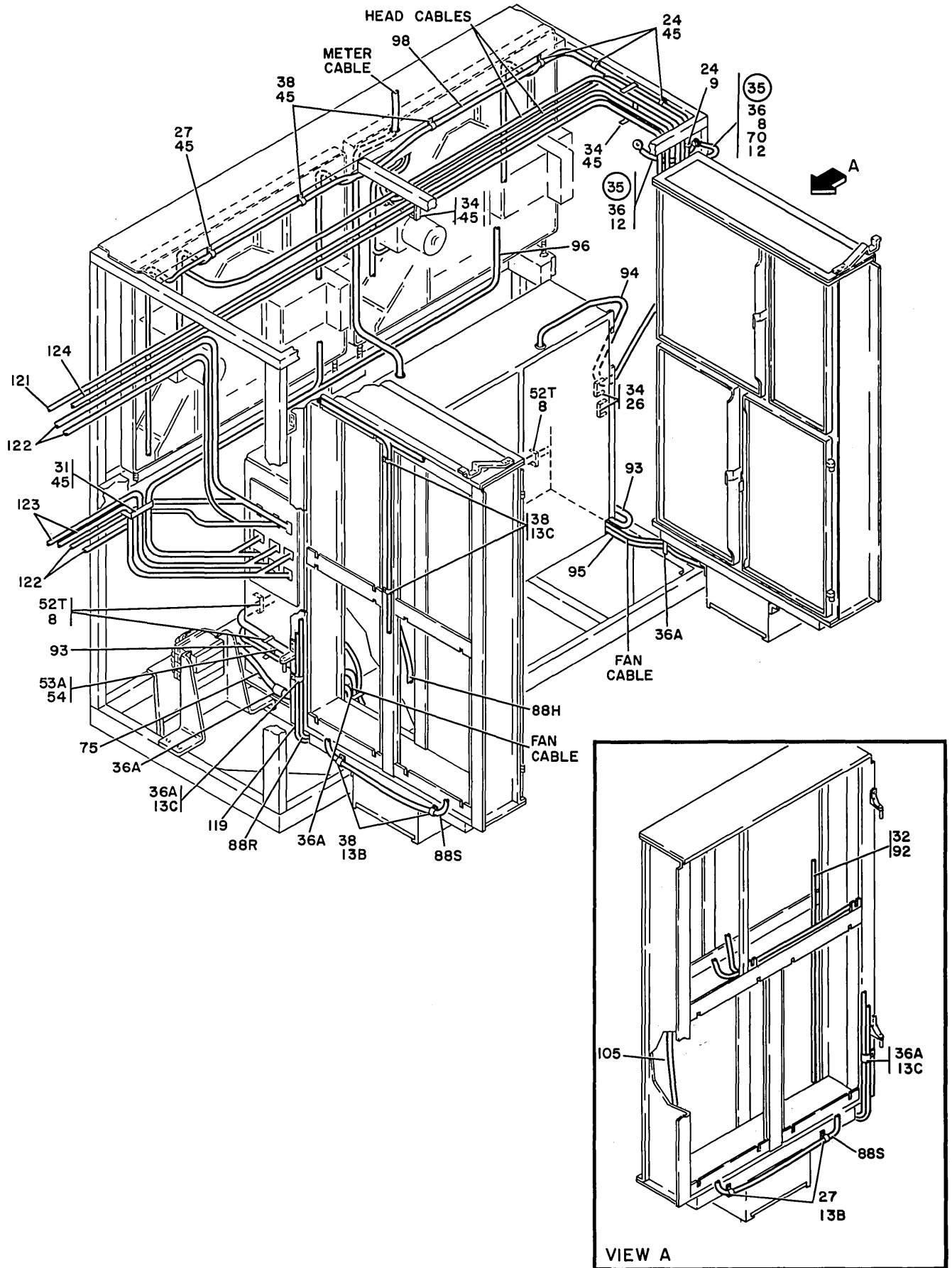


FIGURE 7. FRAME ASSEMBLY-01. SHEET 3 OF 5. USED BEFORE B9 SUFFIX. SEE LIST 7.

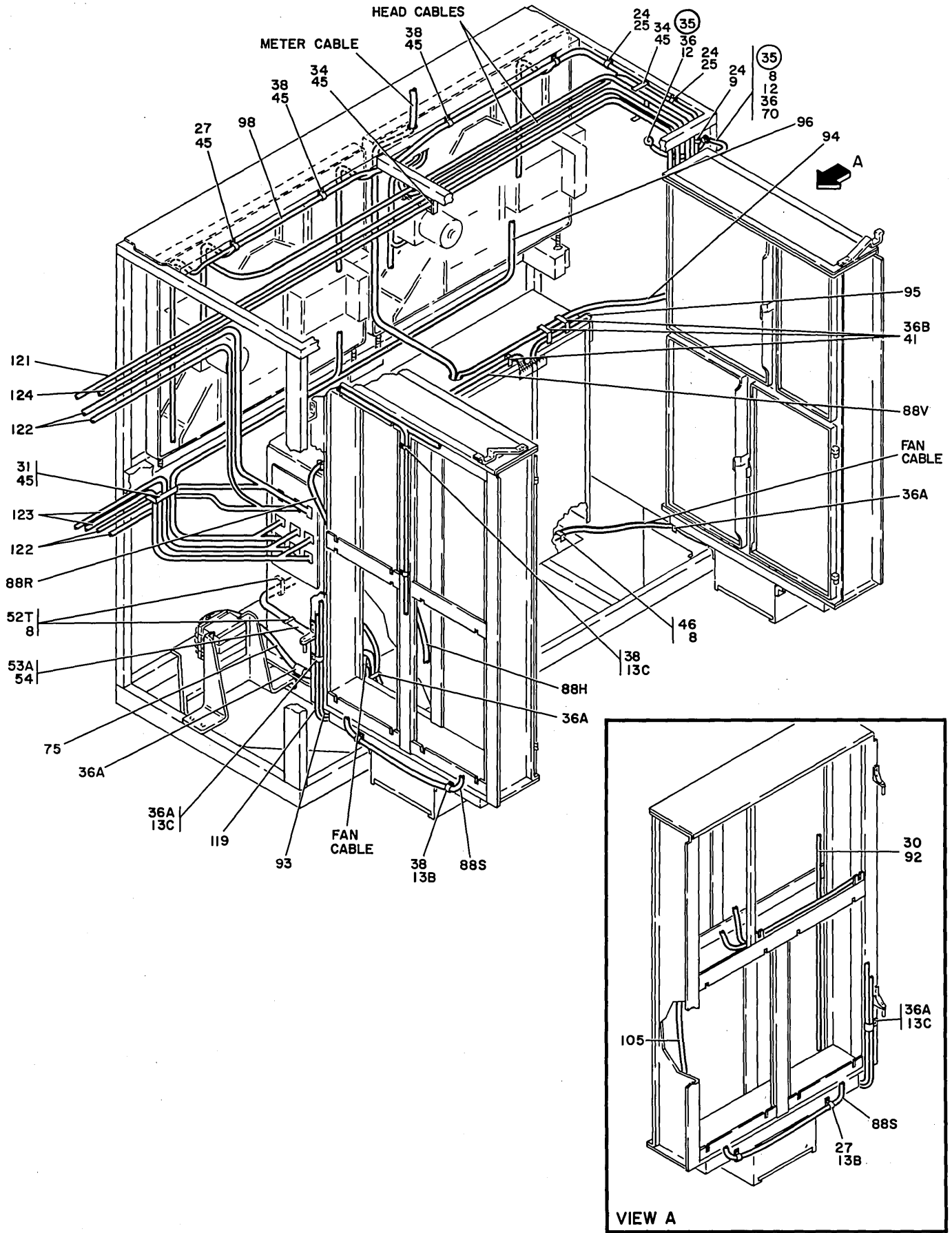


FIGURE 7. FRAME ASSEMBLY-01. SHEET 4 OF 5. USED FROM B9 SUFFIX TO CURRENT. SEE LIST 7.

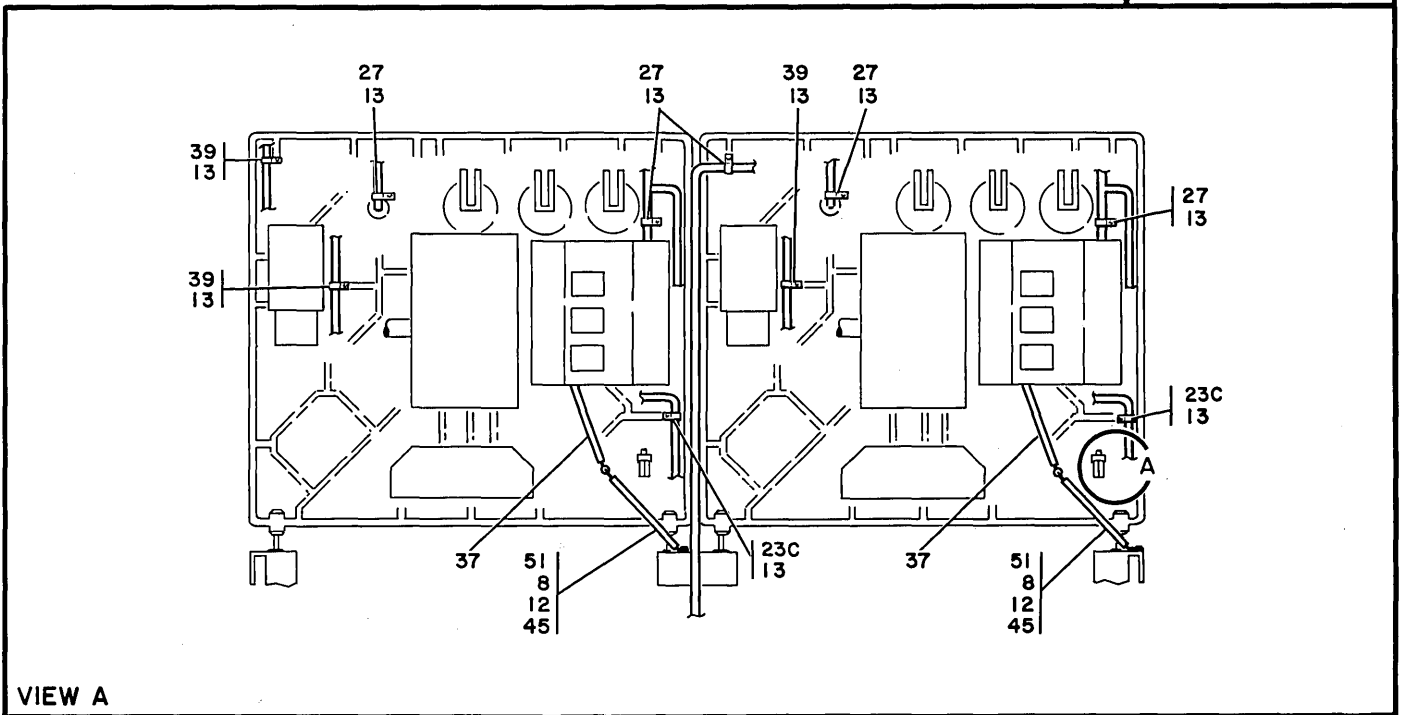
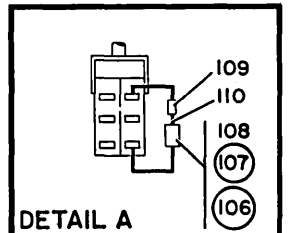
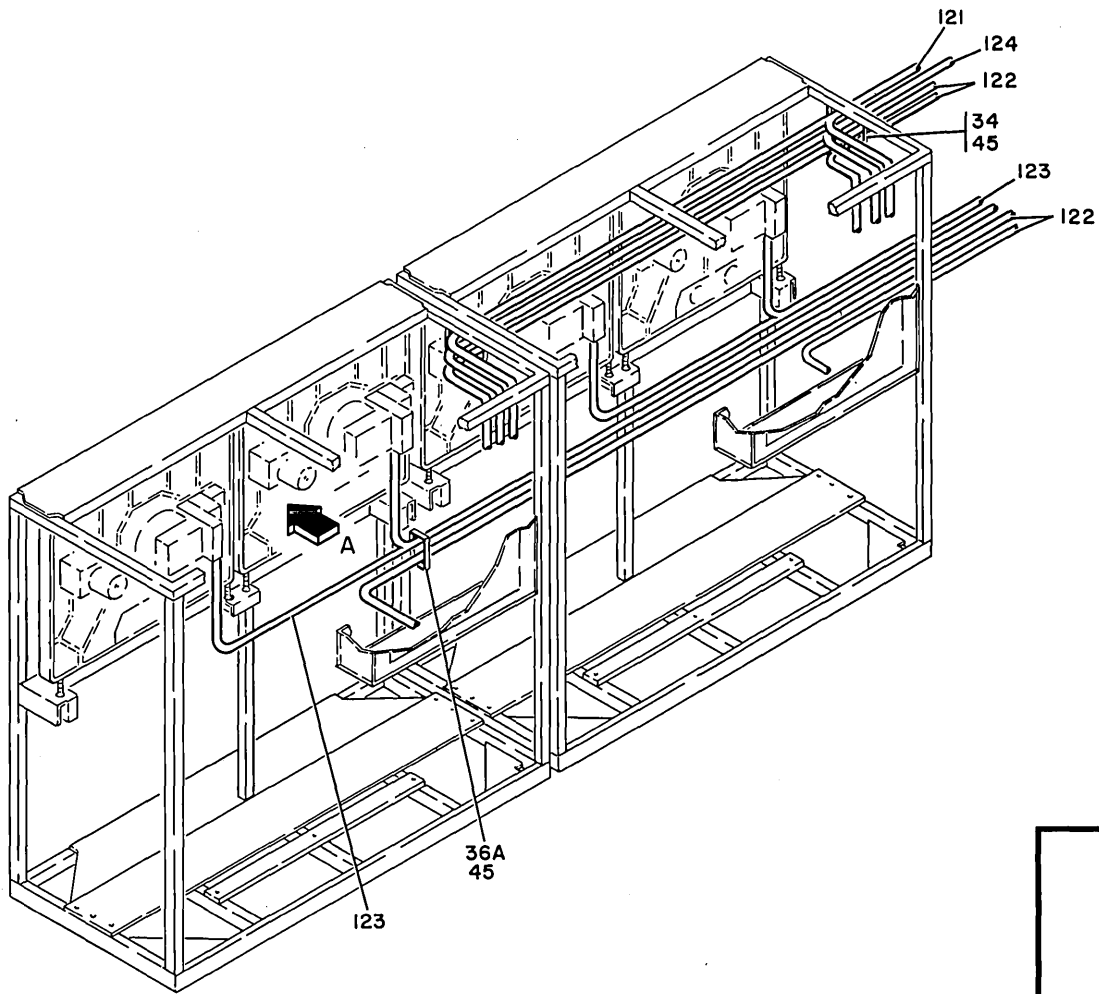


FIGURE 7. FRAME ASSEMBLY-01. SHEET 5 OF 5. SEE LIST 7.

LIST AND INDEX NUMBER	PART NUMBER	DESCRIPTION				UNITS PER ASM.	USABLE ON CODE
		1	2	3	4		
		FRAME ASSEMBLY - 01					
7 -		CODE A USED ON 01 FRAME ASM 5414311- MODELS 1,2,3-60 CYCLE CODE B USED ON 01 FRAME ASM 5414321- MODELS 1,2,3-50 CYCLE CODE C USED ON 01 FRAME ASM 5420527- MODELS 4,5,6-60 CYCLE CODE D USED ON 01 FRAME ASM 5420528- MODELS 4,5,6-50 CYCLE CODE E USED ON 7 TRACK CCMPATIBILITY WITH OR W/O DATA CONVERSION-MODELS 1,2,3 CODE F USED ON NC FEATURE MACHINES- MODELS 1,2,3 CODE G USED ON NC FEATURE MACHINES- MODELS 4,5,6 CODE H USED ON 7 TRACK COMPATIBILITY WITH OR W/O DATA CONVERSION-MODELS 4,5,6 CODE J USED ON 7 OR 9 TRACK COMPATIBILITY WITH OR W/C DATA CONVERSION-MODELS 4,5,6 AND 9 TRACK COMPATIBILITY CODE 1 USED ON ASM PRIOR TO E6 SUFFIX CODE 2 USED ON ASM FRCM E6 TO CURRENT CODE 3 USED ON ASM PRIOR TO E7 SUFFIX CODE 4 USED ON ASM FRCM E7 TO CURRENT CODE 5 USED ON ASM PRICR TO B9 SUFFIX CODE 6 USED ON ASM FRCM B9 TO CURRENT					
	5414311	FRAME ASSEMBLY-01,60 CYCLE-MODELS 1,2,3				REF	A
	5414321	FRAME ASSEMBLY-01,50 CYCLE-MODELS 1,2,3				REF	B
	5420527	FRAME ASSEMBLY-01,60 CYCLE-MODELS 4,5,6				REF	C
	5420528	FRAME ASSEMBLY-01,50 CYCLE-MODELS 4,5,6 SEE LIST 5-21 FOR NEXT HIGHER ASSEMBLY AND FIGURE 7 FOR ILLUSTRATION				REF	D
- 1	3550	• WASHER,FL- 1/4 X 9/16 CD X 0.050 THK				AR	
- 2	3960	• NUT,PLAIN,HEX- 1/4-20 X 7/16 FL W				AR	
- 3	6935	• WASHER,LOCK-SPLIT 1/4 X 0.493 OD				AR	
- 4	9092	• WASHER-LOCK,SPLIT RING, .194 ID .3370D				4	
- 5	11598	• NUT PLAIN HEX 10/32				4	
- 5A	5528	• SCREW,MACH BIND HD 8-32 X .625 LG				12	
- 6	22478	• WASHER,FL- 0.170 ID 0.375 OD 0.032 THK				7	
- 8	32042	• SCREW, MACH BIND. HD 10-32 X 3/8 LG.				AR	
- 9	34512	• SCREW,BIND.HD 8-32 X .375 LG				AR	
- 10	36112	• SCREW,MACH-HEX HD 1/4-20 X 1-1/2 LG				1	
- 10A	45690	• WASHER, FL - NO.10 X 7/16 CD X 1/32 THK				AR	
- 11	47242	• WASHER,FL-NO. 12 X 1/2 OD X 0.062 THK				4	
- 11A	55726	• SCREW-BD HD 6-32 X .188 LG				4	
- 12	56079	• WASHER,LOCK-EXT T .195 ID .410 OD				AR	
- 13	58207	• SCREW,MACH-UNDRCT BIND HD 8-32 X 1/4 LG				9	
- 13B	80651	• SCREW,THD CTG-BIND HD 6-32 X 3/8 LG				4	
- 13C	81693	• SCREW,MACH-BIND HD 6-32 X 3/8 LG				AR	
- 13D	59648	• SCREW-LOWER BRACKET				1	
- 14	123075	• GROMMET,RUB-FOR 13/16 HOLE X 1/8 PNL				2	
- 15	2504246	• SCREW,SOCKET HD CAP-NO.1/4-20 X 3.25 LG				4	
- 15A	2504247	• SLEEVE,CASTING LOCKOUT				4	
- 16	206560	• MOUNTING-RUBBER				4	
- 16A	5418113	• BUMPER				1	
- 17	216085	• GUIDE-CARD 8 POSITICN LONG				108	
- 17A	216206	• GUIDE-SINGLE CARD LCNG				43	
- 18	216207	• GUIDE-SINGLE CARD SHCRT				165	
- 19	223779	• SCREW,BIND HD-SELF TAPPING				2	
- 20	257187	• NUT,PLAIN,HEX- 6-32 X 3/8 FL W				1	
- 23	257189	• NUT,HEX- 8-32				7	
- 23A	257986	• WASHER,FLAT NO. 6				6	
- 23B	322550	• SCREW,MACH-BIND HD 6-32 X 1/2 LG				12	
- 23C	327921	• CLAMP,CABLE				2	
- 24	327922	• CLAMP, CABLE-.625 DIAMETER				4	
- 26	332620	• SCREW,MACH-BIND HD 10-32 X 1/2 LG				AR	
- 26A	333064	• CAP,BOLT				1	
- 27	356742	• CLAMP,LOOP- 0.250 ID 0.177 DIA MTG HOLE				8	
- 27A	369207	• LABEL,VOLTAGE				1	
- 28	361741	• SCREW,THREAD FORM-PAN HD 8-32 X 3/8 LG				4	
- 31	438807	• CLAMP-ADJUSTABLE CABLE				1	1
- 31	523250	• CLAMP-ADJUSTABLE CABLE				1	2
- 32	480215	• CABLE ASM- CHASSIS SIGNAL 36LG.				3	

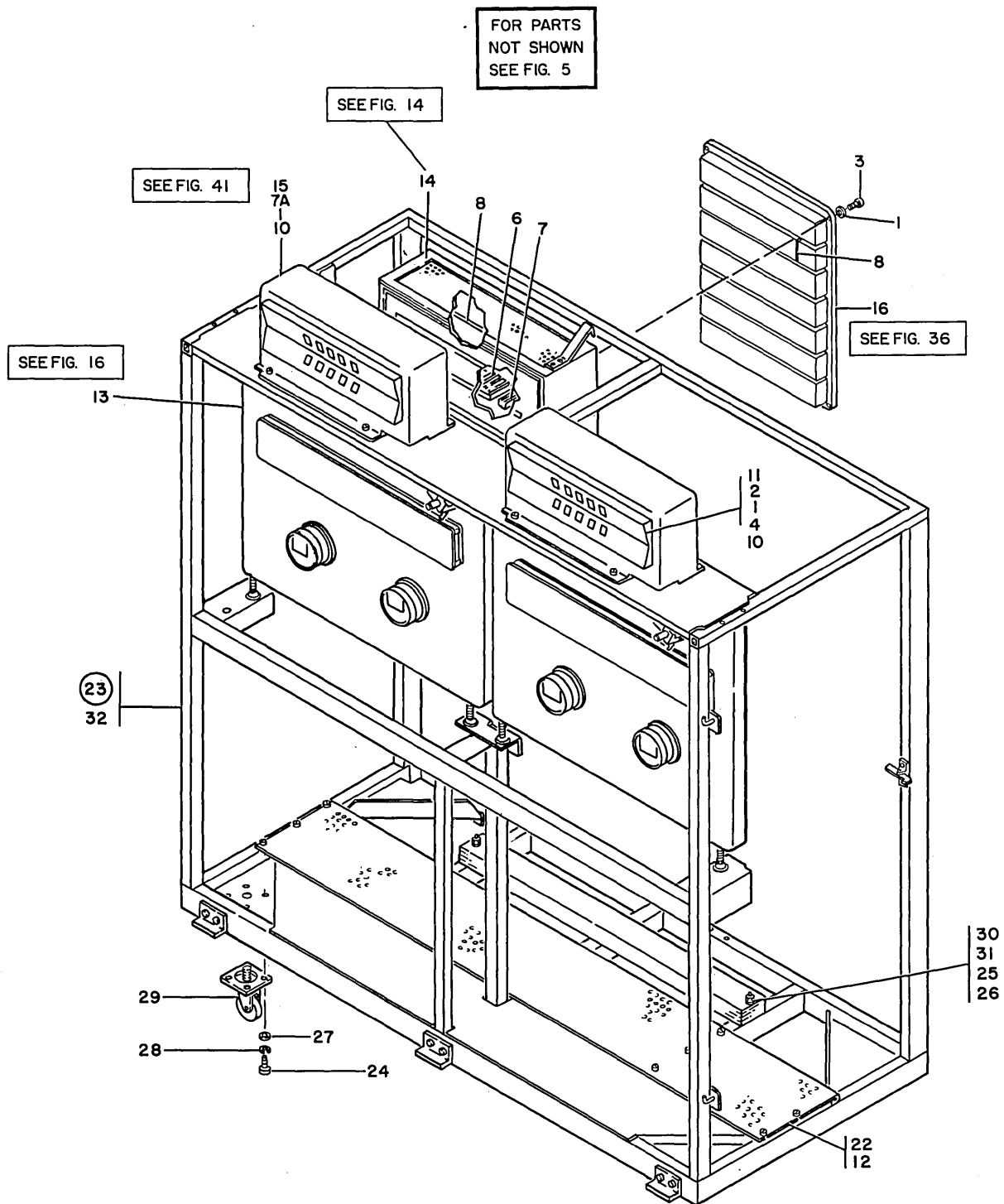
LIST AND INDEX NUMBER	PART NUMBER	DESCRIPTION	UNITS PER ASM.	USABLE ON CODE
		1 2 3 4		
		FRAME ASSEMBLY - 01 -CONT		
7 - 33	513668	• CATCH, FRICTION LATCH	2	
- 33A	513669	• STRIKE-FRICTION LATCH	2	
- 34	524515	• CLAMP-ADJUSTABLE CABLE	4	
- 35	526098	• STRAP-GROUNDING 6 IN. LG	2	
- 36	2101326	• TERMINAL, RING-10/12 AWG, NO. 10, INS	2	
- 36A	532393	• CLAMP-ADJUSTABLE CABLE	AR	
- 36B	532293	• CLAMP	AR	
- 37	534758	• JUMPER ASM-GRN 7 IN. 14AWG 1 LUG EA END	2	
		SEE LIST 43-40C AND -42 FOR COMPONENT PARTS		
- 38	534768	• CLAMP, CABLE	AR	
- 39	556785	• CLAMP, LOOP-NYLON	3	
- 40	557068	• CATCH-COVER	4	
- 41	601185	• SCREW, THD CTG-PAN HD 10-16 X 1/2 LG	AR	
- 42	725474	• CHAIN-GATE STOP	2	
- 43	725531	• SLEEVE-CHAIN COVER	2	
- 44	731629	• SCREW, PAN HD- 10-32 X 0.380 LG	12	
- 45	731630	• SCREW, THD FORMING- 10-32 X 0.500 LG	11	
- 46	2102364	• CLAMP, LOOP- 0.220 ID 0.170 DIA MTG HOLE	2	
- 50	1090873	• LOCKWASHER	7	
- 51	597216	• JUMPER ASSEMBLY-GROUND WIRE SEE LIST 43-42 FOR COMPONENT PART	2	
- 51A	2156900	• DIODE ASSEMBLY SEE LIST 36-1A FOR LOCATION	REF	
- 52A	2503915	• NOISE SHIELD ASSEMBLY	1	
- 52B	2503956	• RESISTOR ASSEMBLY SEE LIST 36-1Q FOR LOCATION	REF	
- 52E	2172551	• CAPACITOR ASSEMBLY SEE LIST 36-1T FOR LOCATION	REF	
- 52F	2503945	• CAPACITOR ASM SEE LIST 36-1E FOR LOCATION	REF	
- 52G	2503976	• DECAL, TEST POINTS MODELS 1,2 AND 3 USED ON ALL MODELS 1,2,3 SEE LIST 10-25 FOR LOCATION	REF	
- 52H	2503977	• DECAL, TEST POINTS MODELS 4,5 AND 6 USED ON ALL MODELS 4,5,6 SEE LIST 10-26 FOR LOCATION	REF	
- 52J	2503979	• DECAL, WRITE USED ON ALL MODELS 4,5,6 SEE LIST 11-27 FOR LOCATION	REF	
- 52K	2503980	• DECAL, WRITE USED ON ALL MODELS 1,2,3 SEE LIST 11-28 FOR LOCATION	REF	
- 52L	2503981	• DECAL, COMMAND USED ON ALL MODELS 1 THRU 6 SEE LIST 11-29 FOR LOCATION	REF	
- 52M	2503987	• CAPACITOR ASSEMBLY SEE LISTS 37-49 AND 38-31 FOR LOCATION	REF	
- 52N	2504165	• RESISTOR ASSEMBLY USED ON ALL MODELS 4,5,6 SEE LIST 38-41 FOR LOCATION	REF	
- 52P	2504150	• SCREW, THD FORMING- NC. 1/4-20 X .875 LG	AR	
- 52Q	2504245	• CAPACITOR ASSEMBLY SEE LIST 36-1K FOR LOCATION	REF	
- 52R	2511046	• PLATE, BASE FILLER	AR	
- 52S	2507062	• RESISTOR ASM SEE LISTS 37-1A AND 38-40 FOR LOCATION	REF	
- 52T	5270166	• CLAMP, CABLE	3	
- 53	5319854	• SCREW, SELF TAPPING, 8-32 X .375 LONG	2	
- 53A	5327852	• CABLE ASM-JUMPER FRAMES A,C AND D USED ON ALL MODELS 1,2,3	2	
- 53A	5327852	• CABLE ASM-JUMPER FRAMES A,C AND D USED ON ALL MODELS 4,5,6 SEE LIST 43-5,-23,-30,-32 AND -38 FOR COMPONENT PARTS	11	
- 54	5327875	• CABLE ASSEMBLY USED ON ALL MODELS 1,2,3	16	
- 54	5327875	• CABLE ASSEMBLY USED ON ALL MODELS 4,5,6 SEE LIST 43-5,-23,-30,-32 AND -38 FOR COMPONENT PARTS	5	
- 54A	5345095	• SWITCH ASSEMBLY, VACUUM SEE FIGURE 9 FOR DETAIL BREAKDOWN	4	

LIST AND INDEX NUMBER	PART NUMBER	DESCRIPTION				UNITS PER ASM.	USABLE ON CODE
		1	2	3	4		
		FRAME ASSEMBLY - 01 -CONT					
7 - 54B	5355424	. SWITCH ASSEMBLY, VACUUM SEE FIGURE 9 FOR DETAIL BREAKDOWN				2	
- 55A	5356370	. PANEL-CONTROL BOX				2	3
- 55A	2501452	. PANEL, CONTROL BOX				1	4
- 56	5356341	. GUIDE				2	
- 58	5356433	. STUD 8-32 X 1/4 LG				4	
- 61	5356444	. NUT				8	
- 62	5361963	. PANEL-CONTROL BOX				1	3
- 62	2501454	. PANEL, CONTROL BOX				1	4
- 67	5372174	. RAIL-SIDE				2	
- 67A	5372623	. BRACKET-VACUUM SWITCH MOUNTING				12	
- 69	5373724	. BRACKET-GRID SUPPCRT				2	
- 70	5383112	. SCREW-THREAD FORMING-HEX WASHER HD				AR	
- 71	5383134	. BRACKET-COVER MOUNTING				2	
- 73	5412594	. POWER SUPPLY 60 CYCLE				1	5
- 73	2510850	SEE FIGURE 23 FOR DETAIL BREAKDOWN . POWER SUPPLY ASSEMBLY- 60 CYCLE SEE FIGURE 23A FOR DETAIL BREAKDOWN				1	6
- 73	5412595	. POWER SUPPLY 50 CYCLE SEE FIGURE 24 FOR DETAIL BREAKDOWN				1	5
- 73	2510900	. POWER SUPPLY ASSEMBLY- 50 CYCLE				1	6
- 74	5414100	SEE FIGURE 24A FOR DETAIL BREAKDOWN . TRANSPORT ASSEMBLY-60 CYCLE SEE FIGURE 16 FOR DETAIL BREAKDOWN				2	
- 74	5414120	. TRANSPORT ASSEMBLY-50 CYCLE SEE FIGURE 16 FOR DETAIL BREAKDOWN				2	
- 75	5414189	. CABLE ASSEMBLY				1	
		SEE LIST 43-5,-8,-8A,-9,-10,-10A,-23A, -24,-29,-30A,-37 AND -38 FOR COMPONENT PARTS					
- 76	5414198	. BRACKET-CONNECTOR				1	
- 77	5414203	. TROUGH-FRONT COVER				3	
- 80	5414219	. CONTROL BOX ASM-50 CY-WITH METER				1	B
- 80	5414219	. CONTROL BOX ASM-50 CY-WITH METER SEE FIGURE 41 FOR DETAIL BREAKDOWN				1	D
- 80	5414220	. CONTROL BOX ASM-60 CY-WITH METER				1	A
- 80	5414220	. CONTROL BOX ASM-60 CY-WITH METER SEE FIGURE 41 FOR DETAIL BREAKDOWN				1	C
- 81	5414221	. CONTROL BOX ASM-50/60 CY-W/O METER				1	
- 82	5414227	SEE FIGURE 41 FOR DETAIL BREAKDOWN . HINGE				4	
- 83	5414241	. GATE ASSEMBLY-01A				1	
- 84	5414246	SEE FIGURE 10 FOR DETAIL BREAKDOWN . GATE ASSEMBLY-01B SEE FIGURE 11 FOR DETAIL BREAKDOWN				1	
- 86	5414344	. CHASSIS ASM-01/02/03A1-50/60CY-MOD 1,2,3				1	A
- 86	5414344	. CHASSIS ASM-01/02/03A1-50/60CY-MOD 1,2,3 SEE FIGURE 36 FOR DETAIL BREAKDOWN				1	B
- 86	5414362	. CHASSIS ASM-01/02/03A1-50/60CY-MOD 4,5,6				1	C
- 86	5414362	. CHASSIS ASM-01/02/03A1-50/60CY-MOD 4,5,6 SEE FIGURE 36 FOR DETAIL BREAKDOWN				1	D
- 87	5414345	. CHASSIS ASM-01A3-50/60 CY-MODELS 1,2,3				1	A
- 87	5414345	. CHASSIS ASM-01A3-50/60 CY-MODELS 1,2,3 SEE FIGURE 37 FOR DETAIL BREAKDOWN				1	B
- 87	5414350	. CHASSIS ASM-01A3-50/60 CY-MODELS 4,5,6				1	C
- 87	5414350	. CHASSIS ASM-01A3-50/60 CY-MODELS 4,5,6 SEE FIGURE 38 FOR DETAIL BREAKDOWN				1	D
- 88	5414346	. CHASSIS ASM-01A4-50/60 CY-MODELS 1,2,3				1	A
- 88	5414346	. CHASSIS ASM-01A4-50/60 CY-MODELS 1,2,3 SEE FIGURE 37 FOR DETAIL BREAKDOWN				1	B
- 88	5414351	. CHASSIS ASM-01A4-50/60 CY-MODELS 4,5,6				1	C
- 88	5414351	. CHASSIS ASM-01A4-50/60 CY-MODELS 4,5,6 SEE FIGURE 38 FOR DETAIL BREAKDOWN				1	D
- 88A	5414352	. CHASSIS ASM-01B1-50/60 CY-MODELS 4,5,6				1	C
- 88A	5414352	. CHASSIS ASM-01B1-50/60 CY-MODELS 4,5,6 SEE FIGURE 40 FOR DETAIL BREAKDOWN				1	D
- 88A	5414347	. CHASSIS ASM-01B1-50/60 CY-MODELS 1,2,3 SEE FIGURE 39 FOR DETAIL BREAKDOWN				1	E
- 88H	480241	. CABLE ASM- CHASSIS SIGNAL 16IN.LG.				6	
- 88M	5414105	. PADDLE JUMPER				1	
- 88N	491349	. . CARD ASM				1	
- 88P	5414353	. CHASSIS ASM-01B2-50/60 CY-MODELS 4,5,6				1	H

LIST AND INDEX NUMBER	PART NUMBER	DESCRIPTION	UNITS PER ASM.	USABLE ON CODE
		FRAME ASSEMBLY - 01 -CONT		
7 - 88P	5414353	. CHASSIS ASM-01B2-50/60 CY-MODELS 4,5,6 SEE FIGURE 39 FOR DETAIL BREAKDOWN	1	J
- 88Q	5414361	. BAFFLE-GATE TAU USED ONLY WITH NC FEATURES OR WHEN FEATURES CHASSIS 01B2 IS INSTALLED IN MODELS 4,5,6	1	
- 88R	5414432	. CABLE PANEL JUMPER PANEL VERT	1	5
- 88R	2511048	. CABLE ASM, B1-DC USED ON ALL MDELS 4,5,6	1	6
- 88R	5414432	. CABLE PANEL JUMPER PANEL VERT	1	5E
- 88R	2511048	. CABLE ASM, B1-DC SEE LIST 43, INDEX NUMBER -40C FOR COMPONENT PART	1	6E
- 88S	5414433	. CABLE PANEL JUMPER PANEL HORZ SEE LIST 43, INDEX NUMBERS -40C, -50A, -57B AND -70 FOR COMPONENT PARTS	2	
- 88T	592218	. CABLE ASSEMBLY USED ON ALL MDELS 1,2,3	8	
- 88T	592218	. CABLE ASSEMBLY USED ON ALL MODELS 4,5,6 SEE LIST 43-36 AND -55 FOR COMPONENT PARTS	6	
- 88U	592219	. CABLE ASSEMBLY SEE LIST 43, INDEX NUMBERS -36A AND -55 FOR COMPONENT PARTS	15	
- 88V	5420568	. CABLE ASSEMBLY	1	5J
- 88V	5420568	. CABLE ASSEMBLY	1	5H
		NOT ILLUSTRATED-FROM POWER SUPPLY TB6 TO 01B1 AND 01B2 SEE LIST 43, INDEX NUMBERS -40A, -40C AND -57B FOR COMPONENT PARTS		
- 88V	5414433	. CABLE PANEL JUMPER PANEL HORZ	1	6J
- 88V	5414433	. CABLE PANEL JUMPER PANEL HORZ	1	6H
- 89	5414348	. CHASSIS ASM-01B3-50/60 CY-MODELS 1,2,3	1	A
- 89	5414348	. CHASSIS ASM-01B3-50/60 CY-MODELS 1,2,3 SEE FIGURE 37 FOR DETAIL BREAKDOWN	1	B
- 89	5414354	. CHASSIS ASM-01B3-50/60 CY-MODELS 4,5,6	1	C
- 89	5414354	. CHASSIS ASM-01B3-50/60 CY-MODELS 4,5,6 SEE FIGURE 38 FOR DETAIL BREAKDOWN	1	D
- 90	5414349	. CHASSIS ASM-01B4-50/60 CY-MODELS 1,2,3	1	A
- 90	5414349	. CHASSIS ASM-01B4-50/60 CY-MODELS 1,2,3 SEE FIGURE 37 FOR DETAIL BREAKDOWN	1	B
- 90	5414355	. CHASSIS ASM-01B4-50/60 CY-MODELS 4,5,6	1	C
- 90	5414355	. CHASSIS ASM-01B4-50/60 CY-MODELS 4,5,6 SEE FIGURE 38 FOR DETAIL BREAKDOWN	1	D
- 91	5414356	. PANEL ASM, CE-01A2-50/60 CY-MODELS 1,2,3	1	A
- 91	5414356	. PANEL ASM, CE-01A2-50/60 CY-MODELS 1,2,3 SEE FIGURE 15 FOR DETAIL BREAKDOWN	1	B
- 91	5414357	. PANEL ASM, CE-01A2-50/60 CY-MODELS 4,5,6	1	C
- 91	5414357	. PANEL ASM, CE-01A2-50/60 CY-MODELS 4,5,6 SEE FIGURE 15 FOR DETAIL BREAKDOWN	1	D
- 92	5414388	. CABLE ASSEMBLY	2	
- 93	5414424	. CABLE GATE DC B SEE LIST 43, INDEX NUMBERS -5, -18, -30A, -38, -59 AND -59A FOR COMPONENT PARTS	1	5
- 93	2511049	. CABLE ASM, B3-DC SEE LIST 43, INDEX NUMBERS -17, -40A, -40C, -40F AND -57B FOR COMPONENT PARTS	1	6
- 94	5414425	. CABLE CE POWER CCNTRCL SEE LIST 43, INDEX NUMBERS -40C, -50A, -57B AND -70 FOR COMPONENT PARTS	1	5
- 94	2511045	. CABLE ASM, CE POWER CCNTRCL SEE LIST 43-10, -39A AND -40D FOR COMPONENT PARTS	1	6
- 95	5414426	. CABLE DIST DC FRI SEE LIST 43, INDEX NUMBERS -10 AND -40D FOR COMPONENT PARTS	1	5
		SEE LIST 43-40A, -40C, -40F AND -57B FOR COMPONENT PARTS		



LIST AND INDEX NUMBER	PART NUMBER	DESCRIPTION				UNITS PER ASM.	USABLE ON CODE
		1	2	3	4		
		FRAME ASSEMBLY - 01 -CONT					
7 - 95	2511047	. CABLE ASM, 01A DC DISTRIBUTION SEE LIST 43, INDEX NUMBERS -40C, 50A, -57B AND -70 FOR COMPONENT PARTS				1	6
- 96	5414427	. CABLE ID-AC FRI SEE LIST 43-7A, -17, -40D AND -51 FOR COMPONENT PARTS				1	
- 98	5414436	. CABLE ASSEMBLY SEE LIST 8-20 FOR ADDITIONAL USAGE SEE LIST 43-14, -27, -27A, -35, -39, -39A, -43, -43B, -47, -48, -50, -66, -67, -68 AND -69 FOR COMPONENT PARTS				1	
- 99	5414497	. FRAME ASSEMBLY-01				1	
-100	5471	. . SCREW, MACH-HEX HD 5/16-18 X 3/4 LG				16	
-101	161351	. . WASHER, PLAIN FLAT				16	
-102	257983	. . WASHER, LOCK-SPLIT 0.319 ID X 0.591 OD				16	
-103	513243	. . CASTER, SWIVEL- 3 IN. WHL W/MTG PLATE				4	
-104	5414215	. . FRAME				1	
-105	5414556	. CABLE-COMMAND INSERT SEE LIST 43-5, -15, -23, -30, -34, -35 AND -38 FOR COMPONENT PARTS				1	
-105A	5415063	. RESISTOR, 680HM 2W SEE LIST 36-47 FOR LOCATION				REF	
-106	5415064	. CAPACITOR ASSEMBLY SEE LIST 8-33 FOR ADDITIONAL USAGE				2	
-107	300565	. . FILTER ASSEMBLY-ARC SUPPR 0.05 UF AND 1K				1	
-108	300709	. . . CAPACITOR, FXD, PAPER- 0.05 UF P/M20% 400V				1	
-109	300717	. . . RESISTOR, FXD, COMP- 1K P/M 20% 1/2W				1	
-110	311447	. . . SPLICE-RC				1	
-111	578756	. CAPACITOR ASSEMBLY SEE LIST 38-34 FOR LOCATION				REF	
-114	5420518	. SCREW-PAN HD SELF TAPPING NO.6				4	
-115	5420581	. COVER-HEAD LOWER SECTION				2	
-116	5420582	. COVER-HEAD UPPER SECTION				2	
-117	5420583	. BRACKET-LOWER HEAD COVER, LEFT				2	
-118	5420584	. BRACKET-LOWER HEAD COVER, RIGHT				2	
-119	5420659	. CABLE ASSEMBLY				1	C
-119	5420659	. CABLE ASSEMBLY				1	D
-120	5420649	SEE LIST 43-65 FOR COMPONENT PART . CAPACITOR ASSEMBLY SEE LISTS 37-46 AND 38-37 FOR LOCATION				REF	
-121	5414389	. CABLE ASSEMBLY SEE LIST 8-17 FOR NEXT HIGHER ASSEMBLY				REF	
-122	5414422	. CABLE DIST DC FR3				REF	
-123	5414429	SEE LIST 8-18 FOR NEXT HIGHER ASSEMBLY . CABLE TO-AC FR3 SEE LIST 8-19 FOR NEXT HIGHER ASSEMBLY				REF	
-124	5414572	. CABLE CHASSIS SIGNAL SEE LIST 8-21 FOR NEXT HIGHER ASSEMBLY				REF	



NOTE:  
SEE FIGURE 7 FOR COMMON  
PARTS NOT SHOWN ON FIGURE 8.

FIGURE 8. FRAME ASSEMBLIES-02/03. SEE LIST 8.

LIST AND INDEX NUMBER	PART NUMBER	DESCRIPTION				UNITS PER ASM.	USABLE ON CODE
		1	2	3	4		
		FRAME ASSEMBLIES - 02/03					
8 -		CODE A USED ON 02/03 FRAME ASM 5414312 CODE B USED ON 02/03 FRAME ASM 5414322 CODE C USED ON 02/03 FRAME ASM 5420529 CODE D USED ON 02/03 FRAME ASM 5420530 CODE 1 USED CN ASM PRICR TO E7 SUFFIX CODE 2 USED CN ASM FROM E7 TO CURRENT					
	5414312	FRAME ASM-02,MODS 2,3-03,MCD 3-60 CYCLE SEE LIST 5-29 FOR NEXT HIGHER ASSEMBLY AND FIGURE 8 FOR ILLUSTRATION				REF	A
	5414322	FRAME ASM-02,MODS 2,3-03,MCD 3-50 CYCLE SEE LIST 5-29 FOR NEXT HIGHER ASSEMBLY AND FIGURE 8 FOR ILLUSTRATION				REF	B
	5420529	FRAME ASM-02,MODS 5,6-C3,MCD 6-60 CYCLE SEE LIST 5-29 FOR NEXT HIGHER ASSEMBLY AND FIGURE 8 FOR ILLUSTRATION				REF	C
	5420530	FRAME ASM-02,MODS 5,6-03,MCD 6-50 CYCLE SEE LIST 5-29 FOR NEXT HIGHER ASSEMBLY AND FIGURE 8 FOR ILLUSTRATION				REF	D
- 1	45690	. WASHER, FL - NO.10 X 7/16 OD X 1/32 THK				AR	
- 2	32042	. SCREW, MACH BIND. HD 10-32 X 3/8 LG.				AR	
- 3	34512	. SCREW,BIND.HD 8-32 X .375 LG				4	
- 4	47242	. WASHER,FL-NO. 12 X 1/2 OD X 0.062 THK				2	
- 6	216085	. GUIDE-CARD 8 POSITION LONG				24	
- 7	216207	. GUIDE-SINGLE CARD SHCRT				32	
- 7A	332620	. SCREW,MACH-BIND HD 10-32 X 1/2 LG				AR	
- 8	25C3915	. NOISE SHIELD ASSEMBLY				1	
- 9	25C3956	. RESISTOR ASSEMBLY SEE LIST 36-1Q FOR LOCATION				REF	
- 10	5356444	. NUT				8	
- 11	5361963	. PANEL-CONTROL BOX				2	1
- 11	2501454	. PANEL,CONTRCL BOX				2	2
- 12	5383112	. SCREW-THREAD FORMING-HEX WASHER HD				8	
- 13	5414100	. TRANSPORT ASSEMBLY-60 CYCLE				2	A
- 13	5414100	. TRANSPORT ASSEMBLY-60 CYCLE				2	B
- 13	5414120	. TRANSPORT ASSEMBLY-50 CYCLE				2	C
- 13	5414120	. TRANSPORT ASSEMBLY-50 CYCLE SEE FIGURE 16 FOR DETAIL BREAKDOWN				2	D
- 14	5414192	. GATE ASM- 02A-03A SEE FIGURE 14 FOR DETAIL BREAKDOWN				1	
- 15	5414221	. CONTROL BOX ASM-50/60 CY-W/O METER SEE FIGURE 41 FOR DETAIL BREAKDOWN				2	
- 16	5414344	. CHASSIS ASM-01/02/03A1-50/60CY-MOD 1,2,3				1	A
- 16	5414344	. CHASSIS ASM-01/02/03A1-50/60CY-MOD 1,2,3				1	B
- 16	5414362	. CHASSIS ASM-01/02/03A1-50/60CY-MOD 4,5,6				1	C
- 16	5414362	. CHASSIS ASM-01/02/03A1-50/60CY-MOD 4,5,6 SEE FIGURE 36 FOR DETAIL BREAKDOWN				1	D
- 17	5414389	. CABLE ASSEMBLY SEE LIST 7-121 FOR LOCATION SEE LIST 43,INDEX NUMBERS-5,-30A,-38,-59 AND -59A FOR COMPONENT PARTS				2	
- 18	5414422	. CABLE DIST DC FR3 SEE LIST 7-122 FOR LOCATION SEE LIST 43,INDEX NUMBERS -7,-12,-40C, 43A AND -43C FOR COMPONENT PARTS				1	
- 19	5414429	. CABLE TD-AC FR3 SEE LIST 7-123 FOR LOCATION SEE LIST 43-7A,-40D AND -51 FOR COMPONENT PARTS				1	
- 20	5414436	. CABLE ASSEMBLY SEE LIST 7-98 FOR LOCATION AND COMPONENT PARTS				1	
- 21	5414572	. CABLE CHASSIS SIGNAL SEE LIST 7-124 FOR LOCATION SEE LIST 43-34 AND -35 FOR COMPONENT PARTS				3	

LIST AND INDEX NUMBER	PART NUMBER	DESCRIPTION 1 2 3 4	UNITS PER ASM.	USABLE ON CODE
FRAME ASSEMBLIES - 02/03 -CONT				
8 - 22	5414455	. COVER-BOTTOM	1	
- 23	5414498	. FRAME ASSEMBLY-02,MCD 2,5-03,MOD 3,6	1	
- 24	5471	. . SCREW,MACH-HEX HD 5/16-18 X 3/4 LG	16	
- 25	10309	. . LOCKWASHER	2	
- 26	22349	. . NUT,PLAIN,HEX- 3/8-16 X 9/16 FL W	2	
- 27	161351	. . WASHER,PLAIN FLAT	16	
- 28	257583	. . WASHER,LOCK-SPLIT 0.319 ID X 0.591 OD	16	
- 29	513243	. . CASTER,SWIVEL- 3 IN. WHL W/MTG PLATE	4	
- 29	8036636	. . CASTER WTC USE ONLY	4	
- 30	2511794	. . COUNTER WEIGHT	9	
- 31	2511796	. . BOLT,ANCHOR	2	
- 32	5414215	. . FRAME	1	
- 33	5415C64	. CAPACITOR ASSEMBLY	2	
- 34	2156900	SEE LIST 7-106 FOR LOCATION AND COMPONENT PARTS . DIODE ASSEMBLY	REF	
- 35	2172551	SEE LIST 36-1A FOR LOCATION . CAPACITOR ASSEMBLY	REF	
- 36	2503945	SEE LIST 36-1T FOR LOCATION . CAPACITOR ASM	REF	
- 37	25C4245	SEE LIST 36-1E FOR LOCATION . CAPACITOR ASSEMBLY	REF	
- 38	5415C63	SEE LIST 36-1K FOR LOCATION . RESISTOR,680HM 2W SEE LIST 36-47 FOR LOCATION	REF	
SEE FIGURE 7 FOR COMMON PARTS NOT SHOWN ON FIGURE 8				

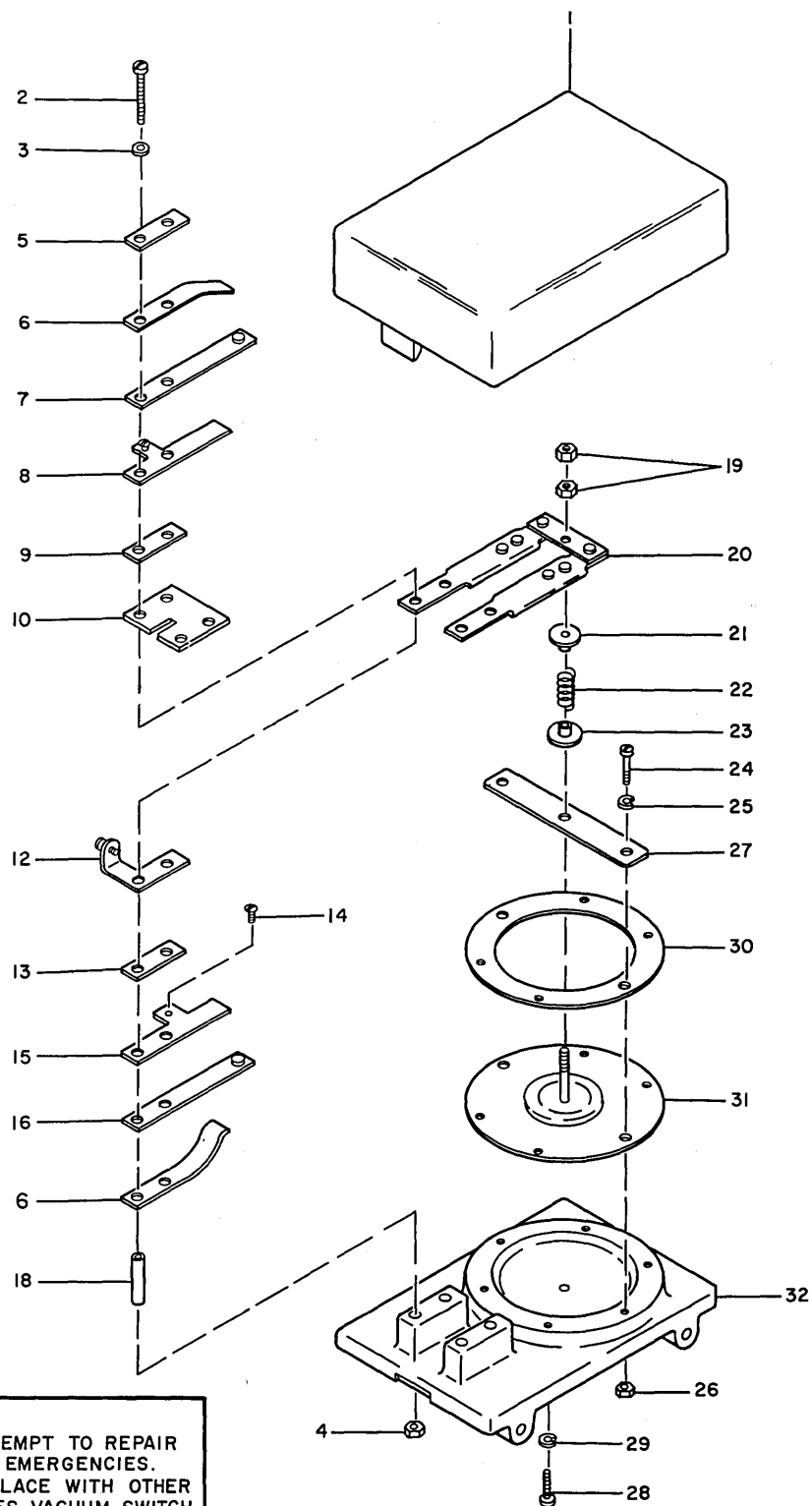


FIGURE 9. VACUUM SWITCH ASSEMBLY. SEE LIST 9.

LIST AND INDEX NUMBER	PART NUMBER	DESCRIPTION				UNITS PER ASM.	USABLE ON CODE
		1	2	3	4		
		VACUUM SWITCH ASSEMBLY					
9 -		CODE A USED ON VACUUM SWITCH 5345095 CODE B USED ON VACUUM SWITCH 5355424					
	5345095	SWITCH ASSEMBLY,VACUUM				REF	A
	5355424	SEE LIST 7-54A FOR NEXT HIGHER ASSEMBLY AND FIGURE 9 FOR ILLUSTRATION SWITCH ASSEMBLY,VACUUM				REF	B
		SEE LIST 7-54B FOR NEXT HIGHER ASSEMBLY AND FIGURE 9 FOR ILLUSTRATION					
- 1	515902	. COVER-VACUUM SWITCH				1	
- 2	5963	. SCREW,MACH-RH 5-40 X 1-1/4 LG				2	
- 3	257986	. WASHER,FLAT NO. 6				4	
- 4	23815	. NUT,PLAIN,HEX- 5-40 X 5/16 FL W				4	
- 5	25984	. SUPPORT-CONTACT SPRING				2	
- 6	125872	. SPRING- STIFFENER				2	
- 7	320896	. SPRING ASSEMBLY-UPPER CONTACT				2	
- 8	5345092	. TERMINAL				2	
- 9	5344896	. SHIM,VACUUM SWITCH				2	
- 10	5344897	. SHIM,VACUUM SWITCH				1	
- 12	5344974	. TERMINAL,VACUUM SWITCH				2	
- 13	11898	. INSULATOR-CONTACT SPRING				2	
- 14	118418	. SCREW,MACH-RH 5-40 X 5/32 LG				4	
- 15	306798	. TERMINAL				2	
- 16	320897	. SPRING ASSEMBLY-LCWER CONTACT				2	
- 18	132622	. INSULATOR-SCR 0.128 ID 0.186 CD 29/32 LG				4	
- 19	7341	. NUT,PLAIN,HEX- 5-40 X 1/4 FL W				2	
- 20	5323462	. SPRING ASSEMBLY,CONTACT				1	
- 21	5344966	. BUSHING,VACUUM SWITCH				1	
- 22	5344869	. SPRING,COMPRESSION				1	A
- 22	526283	. SPRING,HELICAL,COMPR				1	B
- 23	5344876	. INSULATOR,SPRING				1	
- 24	5644	. SCREW,MACH-FIL H 6-32 X 5/8 LG				2	
- 25	62031	. WASHER,LOCK-INT TEETH NO. 6 X 0.295 OD				2	
- 26	257187	. NUT,PLAIN,HEX- 6-32 X 3/8 FL W				2	
- 27	5344877	. GUIDE,VACUUM SWITCH				1	
- 28	38352	. SCREW,MACH-FIL H 6-32 X 3/8 LG				4	
- 29	62031	. WASHER,LOCK-INT TEETH NO. 6 X 0.295 OD				4	
- 30	332699	. SPACER-VAC SW 2-7/8 CD X 1/8 THK				1	
- 31	5344972	. DIAPHRAM ASSEMBLY				1	
- 32	5344973	. BASE,VACUUM SWITCH				1	

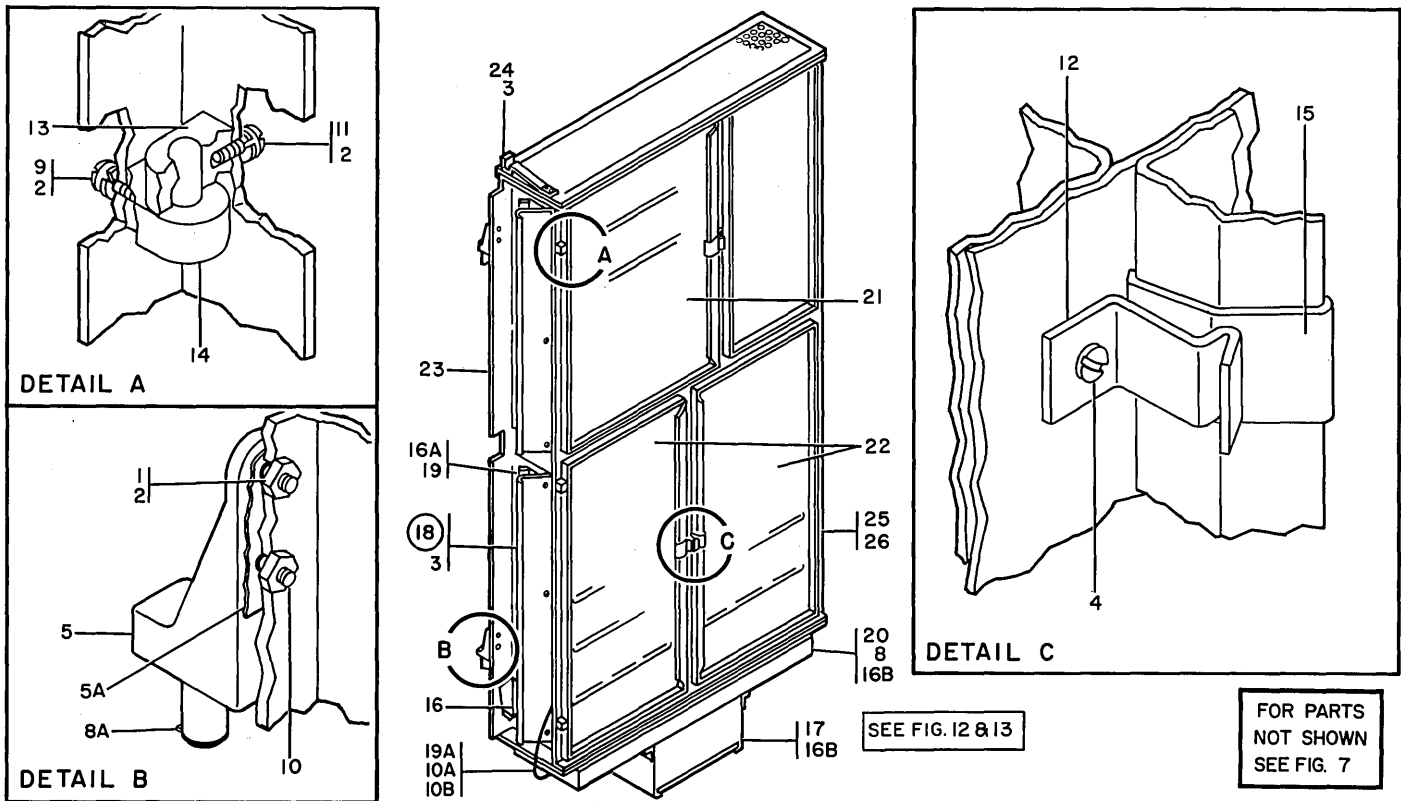


FIGURE 10. GATE ASSEMBLY-01A. SEE LIST 10.

LIST AND INDEX NUMBER	PART NUMBER	DESCRIPTION				UNITS PER ASM.	USABLE ON CODE
		1	2	3	4		
		GATE ASSEMBLY - 01A					
10 -		CODE A USED ON MODELS 1,2,3 CODE B USED ON MODELS 4,5,6 CODE 1 USED ON ASM PRIOR TO E6 SUFFIX CODE 2 USED ON ASM FROM E6 TO CURRENT					
	5414241	GATE ASSEMBLY-01A SEE LIST 7-83 FOR NEXT HIGHER ASSEMBLY AND FIGURE 10 FOR ILLUSTRATION				REF	
- 1	3560	• NUT, PLAIN, HEX- 1/4-20 X 7/16 FL W				4	
- 2	6935	• WASHER, LOCK-SPLIT 1/4 X 0.493 OD				16	
- 3	28413	• SCREW, MACH-BIND HD 10-32 X 5/16 LG				8	
- 4	32042	• SCREW, MACH BIND. HD 10-32 X 3/8 LG.				3	
- 5	225532	• HINGE ASSEMBLY-MALE				2	
- 5A	2504241	• SHIM, HINGE LOCKING				2	
- 8	236849	• SCREW, MACH-BIND HD 10/32 X 1/4 LG				4	
- 8A	251227	• RING, RETAINING				4	
- 9	438622	• SCREW, MACH-BIND HD 1/4-20 X 3/8 LG				6	
- 10	38688	• SCREW-SUPPORT & TRIM MOUNTING .750 LONG				4	
- 10A	56722	• LOCKWASHER-EXT. TCCTH OD. .150XID. .320				1	
- 10B	76574	• LOCKWASHER-EXT TOOTH ID .267 X OD .510				1	
- 11	518704	• SCREW, MACH-BIND HD 1/4-20 X 1/4 LG				6	
- 12	760304	• CATCH, SPRING				3	
- 13	760305	• HINGE-KNUCKLE				6	
- 14	760306	• PIVOT-HINGE				6	
- 15	761107	• CLIP, SPRING TENSION-LATCH STRIKE				3	

LIST AND INDEX NUMBER	PART NUMBER	DESCRIPTION	UNITS	USABLE
			PER ASM.	ON CODE
GATE ASSEMBLY - 01A -CONT				
10 - 16	5356436	• SEAL-INNER SHELL	AR	
- 16A	5313673	• SEAL-URETHANE FOAM 3/4 W X 1/2 THK	AR	
- 16B	5323467	• SEAL-VACUUM COLUMN 0.12 ID URETHANE FOAM	AR	
- 17	2504255	• COOLING UNIT ASSEMBLY- 50 CYCLE	1	
- 17	2504254	SEE FIGURE 13 FOR DETAIL BREAKDOWN • COOLING UNIT ASSEMBLY- 50/60 CYCLE • SEE FIGURE 12 FOR DETAIL BREAKDOWN	1	
- 18	5362173	• BRACKET ASSEMBLY	2	1
- 18	5362174	• BRACKET ASSEMBLY	2	2
- 19	5362133	• • BRACKET	1	
- 19	5362132	USED ON ASM 5362173 ONLY • • BRACKET,CABLE CLAMP USED ON ASM 5362174 ONLY	1	
- 19A	5367922	• JUMPER-GRN,14 IN. LG, LUG ENDS	1	
- 20	5391730	• HEADER-TAU	1	
- 21	5414217	• DOOR-GATE	1	
- 22	5414218	• DOOR-INNER LEFT	2	
- 23	5414238	• GATE- 01A	1	
- 24	5414244	• CATCH-GATE	1	
- 25	25C3976	• DECAL,TEST PCINTS MODELS 1,2 AND 3 SEE LIST 7-52G FOR NEXT HIGHER ASSEMBLY	1	A
- 26	2503977	• DECAL,TEST PCINTS MODELS 4,5 AND 6 SEE LIST 7-52H FOR NEXT HIGHER ASSEMBLY	1	B



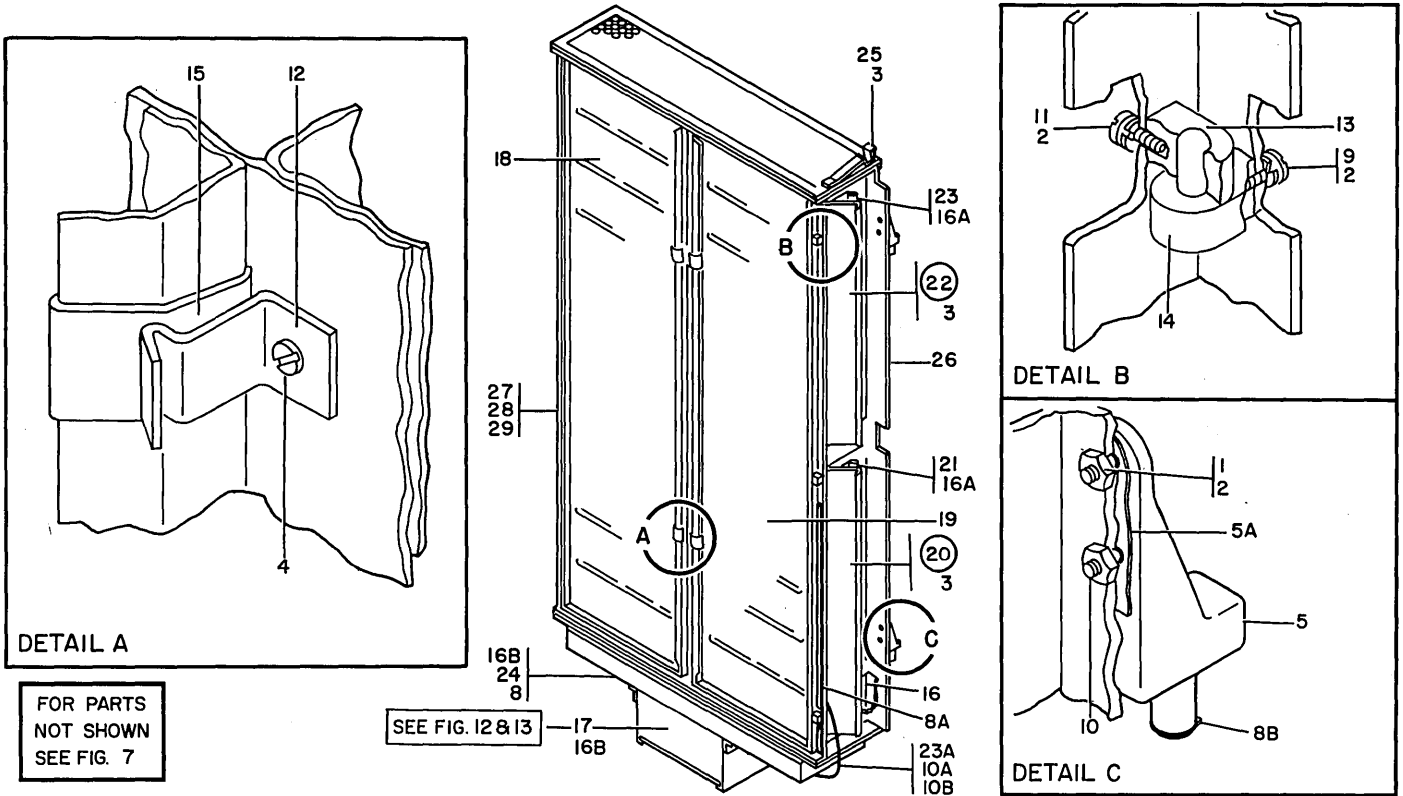


FIGURE 11. GATE ASSEMBLY-01B. SEE LIST 11.

LIST AND INDEX NUMBER	PART NUMBER	DESCRIPTION				UNITS PER ASM.	USABLE ON CODE
		1	2	3	4		
		GATE ASSEMBLY - 01B					
11 -		CODE A USED ON MODELS 1,2,3 CODE B USED ON MODELS 4,5,6 CODE 1 USED ON ASM PRIOR TO E6 SUFFIX CODE 2 USED ON ASM FROM E6 TO CURRENT					
	5414246	GATE ASSEMBLY-01B SEE LIST 7-84 FOR NEXT HIGHER ASSEMBLY AND FIGURE 11 FOR ILLUSTRATION				REF	
- 1	3960	• NUT, PLAIN, HEX- 1/4-20 X 7/16 FL W				4	
- 2	6935	• WASHER, LOCK-SPLIT 1/4 X 0.493 OD				16	
- 3	28413	• SCREW, MACH-BIND HD 10-32 X 5/16 LG				8	
- 4	32042	• SCREW, MACH BIND. HD 10-32 X 3/8 LG.				4	
- 5	225532	• HINGE ASSEMBLY-MALE				2	
- 5A	2504241	• SHIM, HINGE LOCKING				2	
- 8	236849	• SCREW, MACH-BIND HD 10/32 X 1/4 LG				4	
- 8A	237455	• RUBBER CHANNEL				AR	
- 8B	251227	• RING, RETAINING				4	
- 9	438622	• SCREW, MACH-BIND HD 1/4-20 X 3/8 LG				6	
- 10	38688	• SCREW-SUPPORT & TRIM MOUNTING .750 LONG				4	
- 10A	56722	• LOCKWASHER-EXT. TCCTH OD. .150XID. .320				1	
- 10B	76574	• LOCKWASHER-EXT TOOTH ID .267 X OD .510				1	
- 11	518704	• SCREW, MACH-BIND HD 1/4-20 X 1/4 LG				6	
- 12	760304	• CATCH, SPRING				4	
- 13	760305	• HINGE-KNUCKLE				6	
- 14	760306	• PIVOT-HINGE				6	
- 15	761107	• CLIP, SPRING TENSICN-LATCH STRIKE				4	

LIST AND INDEX NUMBER	PART NUMBER	1 2 3 4	DESCRIPTION	UNITS PER ASM.	USABLE ON CODE
			GATE ASSEMBLY - 01B -CCNT		
11- 16	5356436		• SEAL-INNER SHELL	AR	
- 16A	5313673		• SEAL-URETHANE FOAM 3/4 W X 1/2 THK	AR	
- 16B	5323467		• SEAL-VACUUM COLUMN 0.12 IC URETHANE FOAM	AR	
- 17	2504255		• COOLING UNIT ASSEMBLY- 50 CYCLE SEE FIGURE 13 FOR DETAIL BREAKDOWN	1	
- 17	2504254		• COOLING UNIT ASSEMBLY- 50/60 CYCLE SEE FIGURE 12 FOR DETAIL BREAKDOWN	1	
- 18	5362138		• DOOR	1	
- 19	5362137		• DOOR	1	
- 20	5362173		• BRACKET ASSEMBLY	1	1
- 21	5362133		• BRACKET	1	
- 22	5362174		• BRACKET ASSEMBLY	2	2
- 23	5362132		• BRACKET,CABLE CLAMP	1	
- 23A	5367922		• JUMPER-GRN,14 IN. LG, LUG ENDS	1	
- 24	5351730		• HEADER-TAU	1	
- 25	5414244		• CATCH-GATE	1	
- 26	5414245		• GATE- 01B	1	
- 27	2503979		• DECAL,WRITE SEE LIST 7-52J FOR NEXT HIGHER ASSEMBLY	1	A
- 28	2503980		• DECAL,WRITE SEE LIST 7-52K FOR NEXT HIGHER ASSEMBLY	1	B
- 29	2503981		• DECAL,COMMAND SEE LIST 7-52L FOR NEXT HIGHER ASSEMBLY	1	

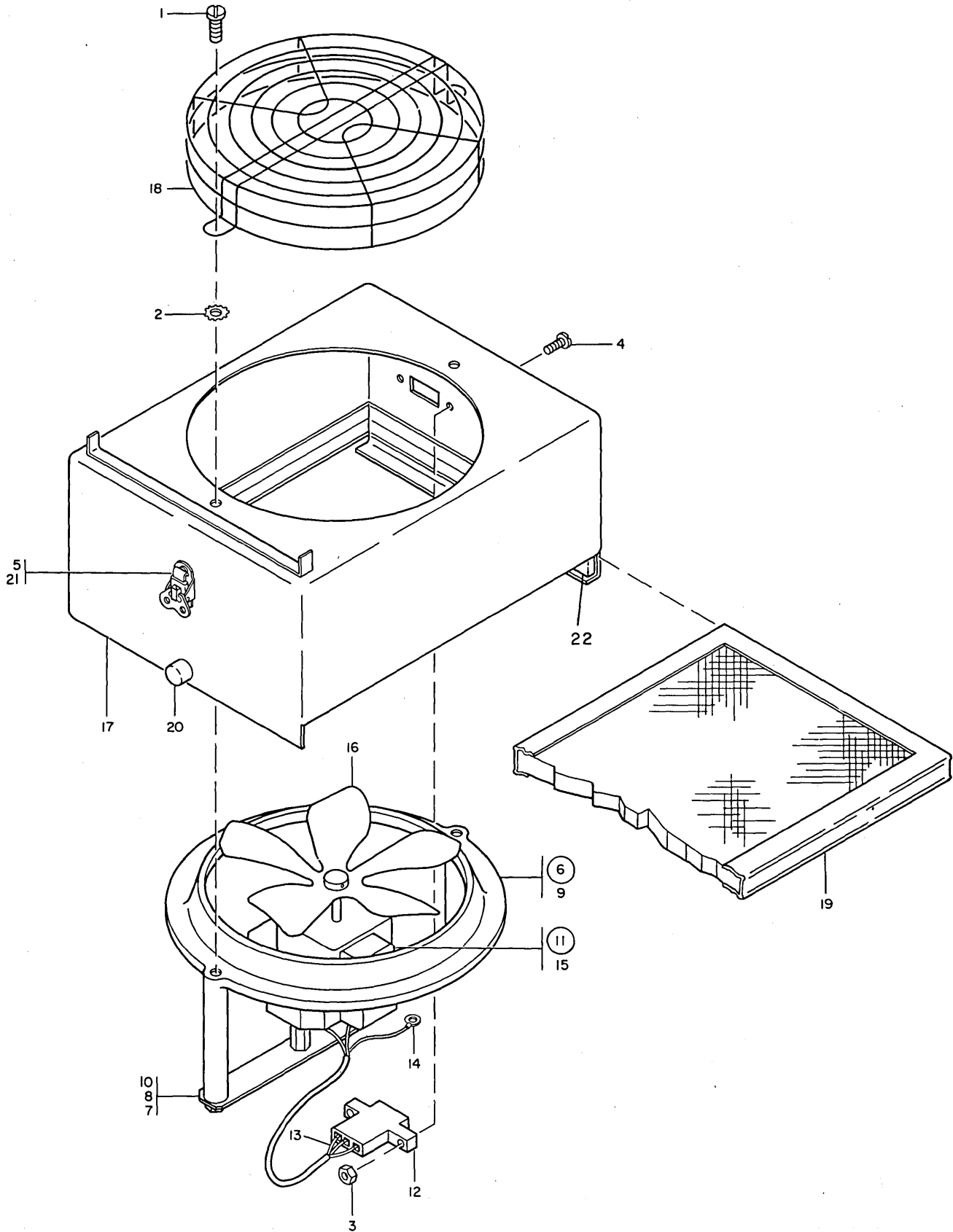


FIGURE 12. COOLING UNIT ASSEMBLY- 50/60 CYCLE. SEE LIST 12.

LIST AND INDEX NUMBER	PART NUMBER	DESCRIPTION	UNITS PER ASM.	USABLE ON CODE
		1 2 3 4 COOLING UNIT ASSEMBLY - 60 CYCLE		
12 -	2504254	COOLING UNIT ASSEMBLY- 50/60 CYCLE USED ON 60 CYCLE UNITS SEE LISTS 10-17 AND 11-17 FOR NEXT HIGHER ASSEMBLY AND FIGURE 12 FOR ILLUSTRATION	REF	
- 1	32042	• SCREW, MACH BIND. HD 10-32 X 3/8 LG.	2	
- 2	56079	• WASHER, LOCK-EXT T .195 ID .410 OD	2	
- 3	257187	• NUT, PLAIN, HEX- 6-32 X 3/8 FL W	2	
- 4	322065	• SCREW, MACH-BIND HD 6-32 X 5/8 LG	2	
- 5	5349888	• LATCH	1	
- 6	5357051	• AIRMAX ASSEMBLY	1	
- 7	56079	• . WASHER, LOCK-EXT T .195 ID .410 OD	4	
- 8	130434	• . SCREW-MACH, SLOTTED HEX HD NO.10-32 X.375	4	
- 9	5357069	• . ORIFICE-FAN	1	
- 10	5357068	• . BRACKET-MOTOR MTG	1	
- 11	5357063	• . MOTOR ASM, 208/230V-60HZ, 220V-50HZ	1	
- 12	5353853	• . . HOUSING	1	
- 13	5353854	• . . CONTACT, MALE- 16-20 AWG	2	
- 14	5357065	• . . JUMPER ASSEMBLY, 6.38 IN-NO.18 GREEN	1	
- 15	5357067	SEE LIST 43-40E AND -51 FOR COMPONENT PARTS • . . MOTOR, 208/230V-60CY, 220V-50CY	1	
- 16	5357066	• . BLADE	1	
- 17	5357058	• HOUSING-FAN	1	
- 18	5357059	• GUARD TOP	1	
- 19	2504253	• FILTER, AIR	1	
- 20	5357135	• CATCH	1	
- 21	5357136	• SCREW, PAN HD-SELF TAP 4-40 X .187 LG	2	
- 22	599557	• SEAL	AR	

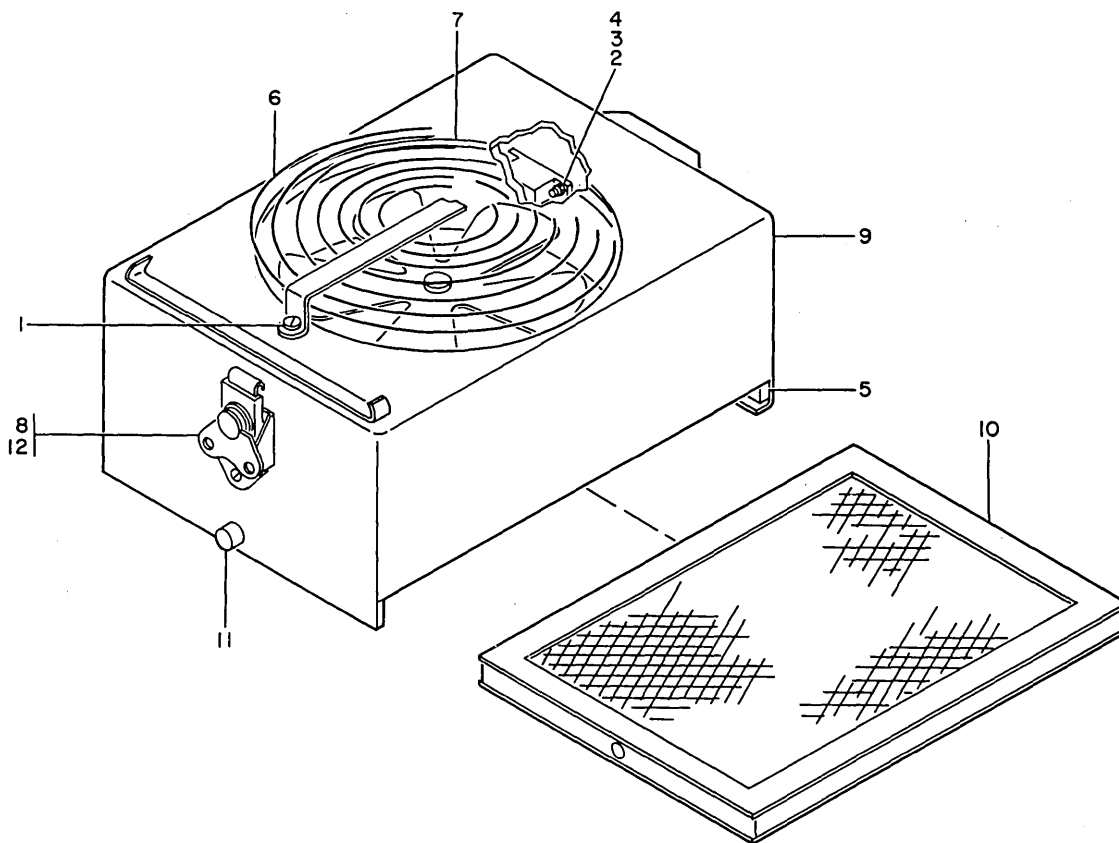


FIGURE 13. COOLING UNIT ASSEMBLY-50 CYCLE. SEE LIST 13

LIST AND INDEX NUMBER	PART NUMBER	DESCRIPTION				UNITS PER ASM.	USABLE ON CODE
		1	2	3	4		
		COOLING UNIT ASSEMBLY - 50 CYCLE					
13 -	25C4255	COOLING UNIT ASSEMBLY- 50 CYCLE SEE LIST 10-17 AND 11-17 FOR NEXT HIGHER ASSEMBLY AND FIGURE 13 FOR ILLUSTRATION				REF	
- 1	55918	• SCREW,MACH-BIND HD 10-32 X 5/8 LG				2	
- 2	56722	• LOCKWASHER-EXT. TCOOTH OD. .150XID. .320				2	
- 3	257187	• NUT,PLAIN,HEX- 6-32 X 3/8 FL W				2	
- 4	322065	• SCREW,MACH-BIND HD 6-32 X 5/8 LG				2	
- 5	599557	• SEAL				AR	
- 6	41C3594	• GUARD-FAN				1	
- 7	4120218	• FAN ASSEMBLY- 50 CYCLE				1	
- 8	5349888	• LATCH				1	
- 9	5357048	• HOUSING-FAN				1	
- 10	25C4253	• FILTER,AIR				1	
- 11	5357135	• CATCH				1	
- 12	5357136	• SCREW,PAN HD-SELF TAP 4-40 X .187 LG				2	

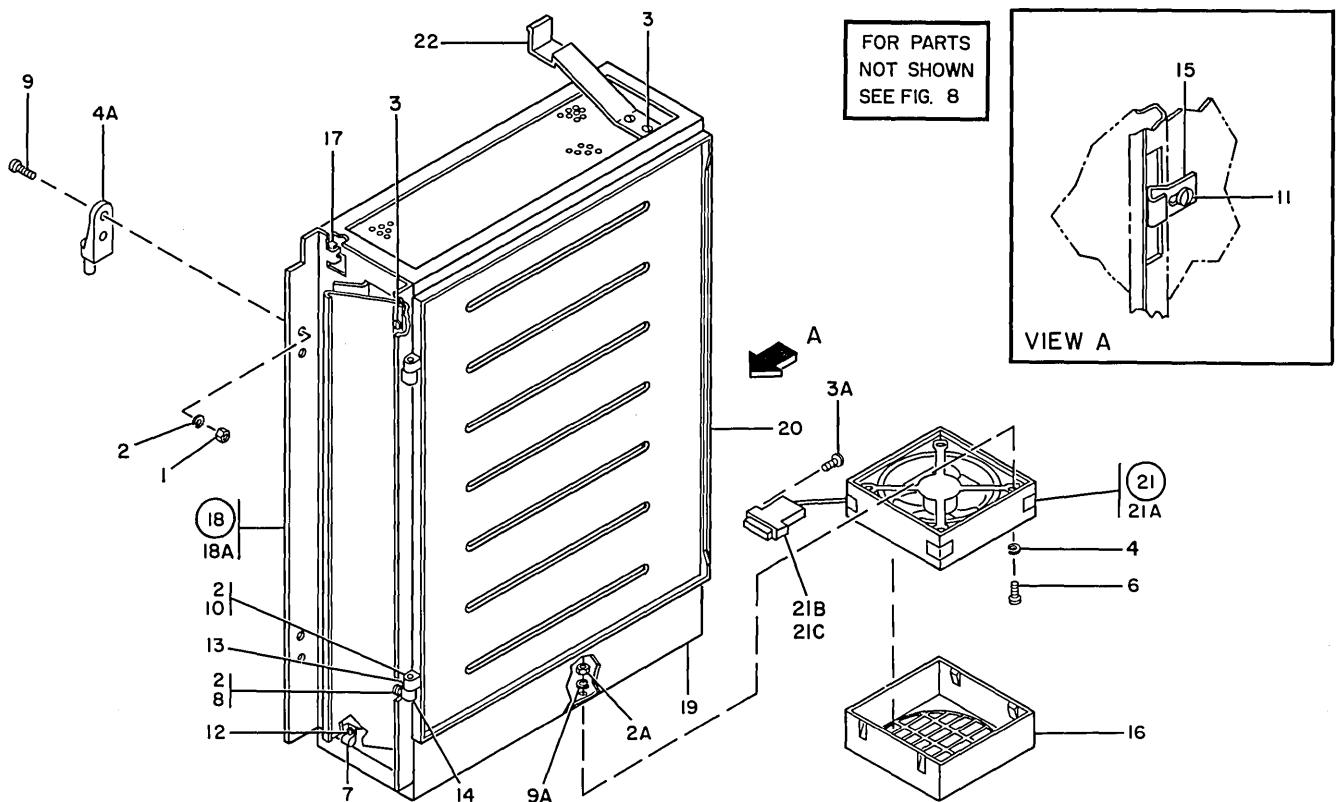


FIGURE 14. GATE ASSEMBLIES-02A/03A. SEE LIST 14.

LIST AND INDEX NUMBER	PART NUMBER	DESCRIPTION				UNITS PER ASM.	USABLE ON CODE
		1	2	3	4		
		GATE ASSEMBLIES - 02A/03A					
14 -		CODE 1 USED ON ASM PRIOR TO L6 SUFFIX CODE 2 USED ON ASM FROM L6 TO CURRENT					
	5414192	GATE ASM- 02A-03A SEE LIST 8-14 FOR NEXT HIGHER ASSEMBLY AND FIGURE 14 FOR ILLUSTRATION				REF	
- 1	3960	• NUT, PLAIN, HEX- 1/4-20 X 7/16 FL W				4	
- 2	6935	• WASHER, LOCK-SPLIT 1/4 X 0.493 OD				8	
- 2A	257187	• NUT, PLAIN, HEX- 6-32 X 3/8 FL W USED ON DOMESTIC MACHINES ONLY				4	
- 3	28413	• SCREW, MACH-BIND HD 10-32 X 5/16 LG				5	
- 3A	35739	• SCREW, MACH-BIND HD 6-32 X 15/16 LG				2	2
- 4	56722	• LOCKWASHER-EXT. TOOTH CD. .150XID. .320 USED ON WTC MACHINES ONLY				4	
- 4A	225532	• HINGE ASSEMBLY-MALE				2	
- 6	322551	• SCREW, MACH-BIND HD 6-32X3/4 LG				4	
- 6	38235	• SCREW MACH 6/32 X .310 LG				4	
- 7	356742	USED ON WTC MACHINES ONLY • CLAMP, LOOP- 0.250 ID 0.177 DIA MTG HOLE				1	
- 8	438622	• SCREW, MACH-BIND HD 1/4-20 X 3/8 LG				2	

LIST AND INDEX NUMBER	PART NUMBER	1 2 3 4				DESCRIPTION	UNITS PER ASM.	USABLE ON CODE
						GATE ASSEMBLIES - 02A/03A -CONT		
14 - 9	322028					. SCREW,MACH-BIND HD 1/4-20 X 3/4 LG	4	
- 9A	510809					. WASHER,FL-NO. 6 X 3/8 CD X 1/32 THK USED ON DOMESTIC MACHINES ONLY	4	
- 10	518704					. SCREW,MACH-BIND HD 1/4-20 X 1/4 LG	2	
- 11	731629					. SCREW,PAN HD- 10-32 X 0.380 LG	1	
- 12	734483					. SCREW,PAN HD 6-32 X .380 LG	1	
- 13	76C3C5					. HINGE-KNUCKLE	2	
- 14	760306					. PIVOT-HINGE	2	
- 15	760835					. CLIP,SPRING TENSION-DCCR HCLDR LOWER	1	
- 16	5313655					. COVER,FAN	1	
- 16	4065157					. GUARD-FAN USED ON WTC MACHINES ONLY	1	1
- 16	41C389C					. GUARD USED ON WTC MACHINES ONLY	1	2
- 17	5356436					. SEAL-INNER SHELL	36	
- 18	5362173					. BRACKET ASSEMBLY	1	
- 18A	5362132					. . BRACKET,CABLE CLAMP	1	
- 19	5414216					. GATE-TRANSPORT 02A	1	
- 20	5414217					. DOOR-GATE	1	
- 21	5414239					. FAN ASM- 50/60 CYCLE	1	
- 21	412023C					. FAN ASM USED ON WTC MACHINES ONLY	1	1
- 21	8036618					. FAN ASSEMBLY, 50 HZ USED ON WTC MACHINES ONLY	1	2
- 21A	5313850					. . FAN VENTURI USED ON ASM 5414239 ONLY	1	
- 21A	4120171					. . FAN-50 HZ USED ON ASM 4120230 ONLY	1	
- 21B	5353854					. . CONTACT,MALE- 16-20 AWG USED ON ASM 5414239 AND 4120230 ONLY	2	
- 21C	5357138					. . CONNECTOR RECEPTACLE,ELECTRICAL USED ON ASM 5414239 AND 4120230 ONLY	1	
- 22	5414244					. CATCH-GATE	1	

FOR PARTS  
NOT SHOWN  
SEE FIG. 7

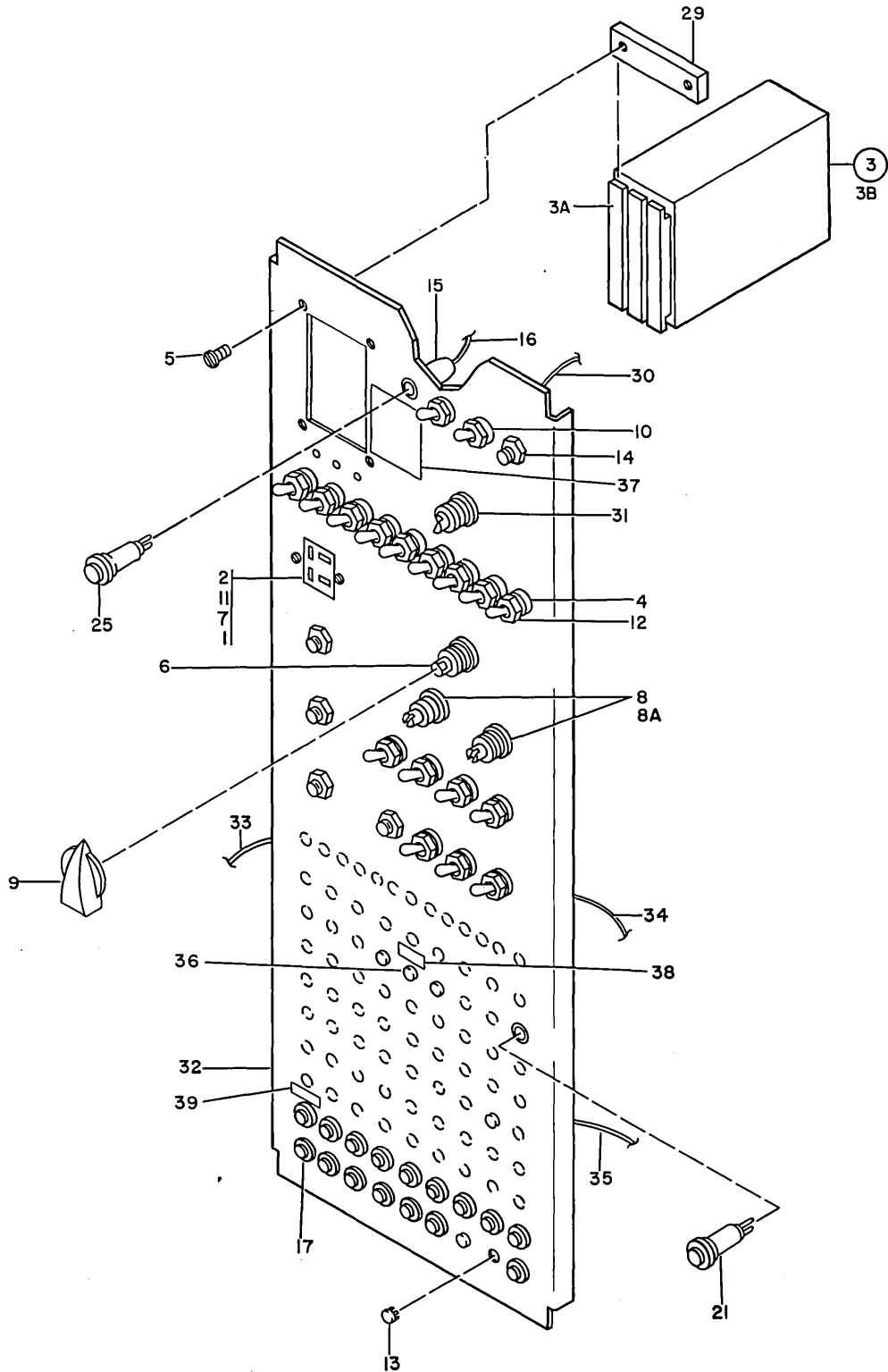


FIGURE 15. CE PANEL ASSEMBLY. SEE LIST 15.



LIST AND INDEX NUMBER	PART NUMBER	DESCRIPTION				UNITS PER ASM.	USABLE ON CODE
		1	2	3	4		
		CE PANEL ASSEMBLY					
15 -		CCODE A USED ON CE PANEL ASM 5414356 CODE B USED ON CE PANEL ASM 5414357 CODE 1 USED CN ASM PRICR TO P6 SUFFIX CODE 2 USED CN ASM FRCM P6 TO CURRENT					
	5414356	PANEL ASM,CE-01A2-50/60 CY-MODELS 1,2,3 SEE LIST 7-91 FOR NEXT HIGHER ASSEMBLY AND FIGURE 15 FCR ILLUSTRATION				REF	A
	5414357	PANEL ASM,CE-01A2-50/60 CY-MODELS 4,5,6 SEE LIST 7-91 FCR NEXT HIGHER ASSEMBLY AND FIGURE 15 FCR ILLUSTRATION				REF	B
- 1	27913	. NUT,PLAIN-HEX,4-40 X 1/4 IN. FL W				2	1
- 2	204283	. CONNECTOR,RECP,ELEC- 4 FEMALE CONTACTS				1	1
- 3	216320	. CONNECTOR ASSEMBLY-CARD TC CARD				3	
- 3A	216318	. . SPRING-CONTACT				16	
- 3B	216319	. . HOUSING				1	
- 4	179744	. NUT,PLAIN,RD- 15/32-32 X 39/64 DIA				23	
- 5	251970	. SCREW-MACH BD. HD. 4-40 X 1/4 LG				4	
- 6	254896	. SWITCH,ROTOR				1	
- 7	257984	. WASHER,LOCK-SPLIT 1/8 ID X 13/64 OD				2	1
- 8	317148	. POTENTIOMETER,50K 2W				2	
- 8A	824466	. NUT				2	
- 9	317173	. KNOB-BAR TYPE WITH PCINTER				4	
- 10	322310	. SWITCH,TOGGLE-DPDT 250V AC/DC 3 AMP				2	
- 11	338238	. SCREW, MACH-BD HD 4-40 NC X .3125 LG				2	1
- 12	532461	. SWITCH,TOGGLE-SPDT 250V AC/DC 1 AMP				16	
- 12	8036602	. SWITCH,TOGGLE FOR WTC USE				16	2
- 13	151664	. PLUG BUTTON, TOP PANEL				5	
- 14	2510967	. SWITCH,SPDT,MOMENTARY TRANSFER				5	
- 15	5353687	. HOUSING, LAMP				93	
- 16	5362301	. TERMINAL,SLIP GN-22-24-26 AWG				1	
- 17	5362323	. INDICATOR ASM-RED				AR	
- 21	5362325	. INDICATOR ASM-CLEAR				AR	
- 25	5376713	. INDICATOR ASSEMBLY,24V-RED				1	
- 29	5414359	. RETAINER-COMMAND BLCK				2	
- 30	2511045	. CABLE ASM,CE POWER CONTROL				1	
		SEE LIST 43, INDEX NUMBERS -10 AND -40D FOR COMPONENT PARTS					
- 31	5414531	. SWITCH-ROTARY				1	
- 32	5414540	. PANEL-CE				1	
- 33	5414548	. JUMPER-PANEL IND 12V CCM SEE LIST 43, INDEX NUMBER -10 FOR COMPONENT PARTS				1	
- 34	5414550	. CABLE ASM-CE SWITCH SEE LIST 43-4,-5,-22,-22A,-22B,-23,-30, -35 AND -38 FCR COMPONENT PARTS				1	
- 35	5414551	. CABLE ASM-NECN INDICATOR SEE LIST 43-10,-34,-35 AND -45 FOR COMPONENT PARTS				1	A
- 35	5414565	. CABLE ASM-INDICATOR-P SEE LIST 43-10 AND -45 FOR COMPONENT PARTS				1	B
- 36	5466352	. INDICATOR ASM, GREEN, 10 V				1	
- 37	2504251	. LABEL,DC TRANS PROTECT				1	
- 38	2504250	. LABEL,INDICATOR C.E. PANEL				1	
- 39	2510820	. LABEL,INDICATOR C.E. PANEL				1	

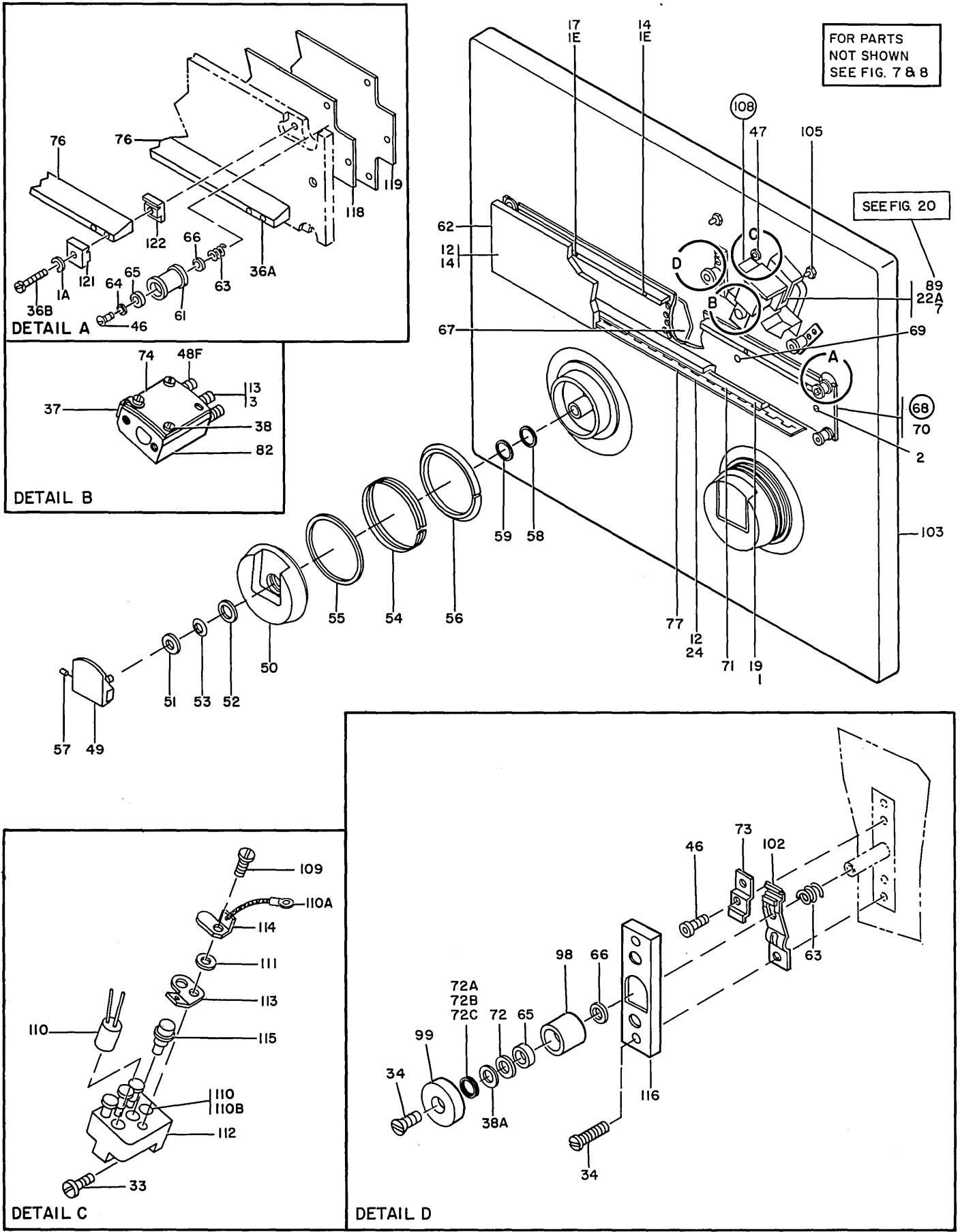


FIGURE 16. TRANSPORT ASSEMBLY. SHEET 1 OF 2.

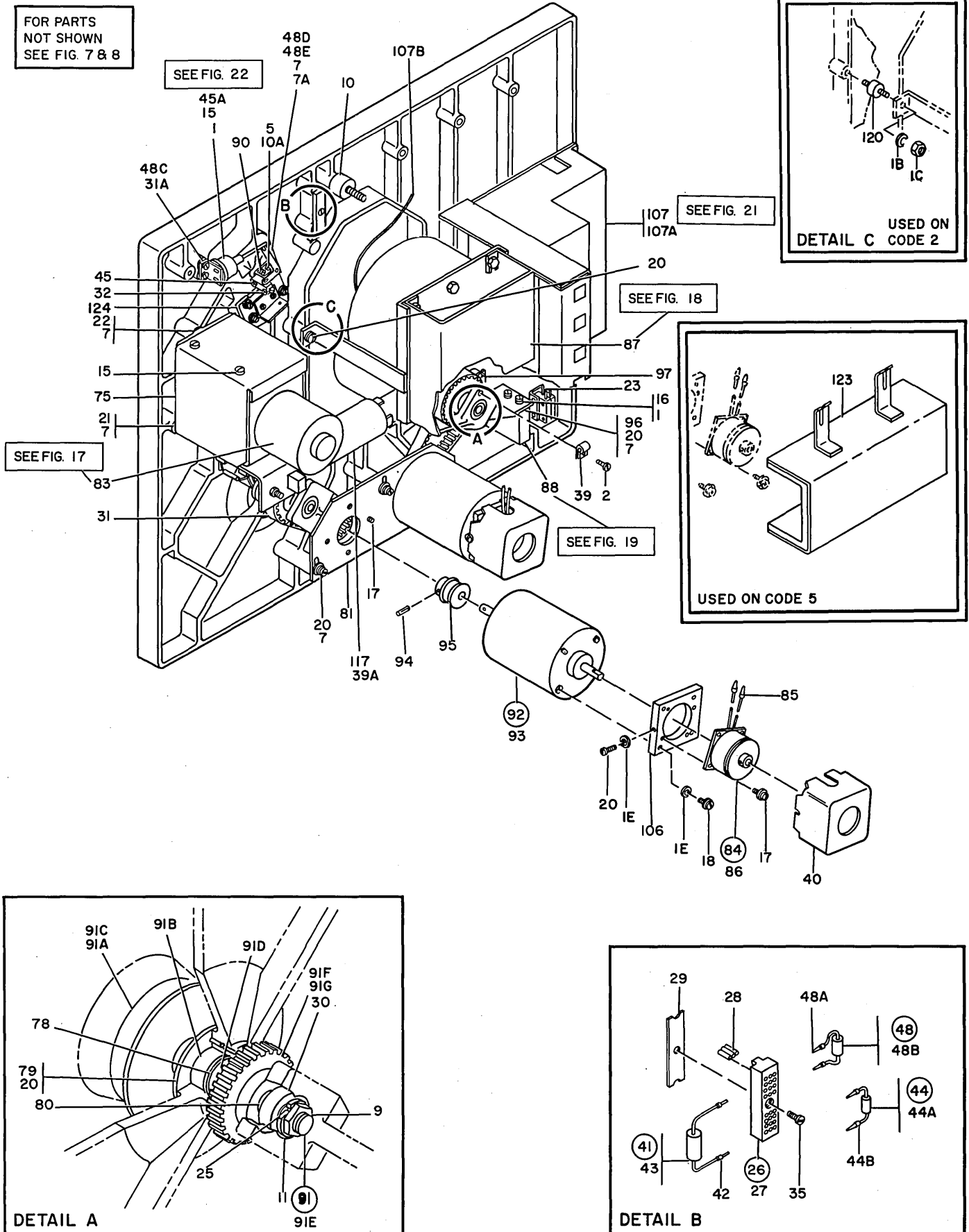


FIGURE 16. TRANSPORT ASSEMBLY. SHEET 2 OF 2.

LIST AND INDEX NUMBER	PART NUMBER	DESCRIPTION	UNITS PER ASM.	USABLE ON CODE
		TRANSPORT ASSEMBLY		
16 -		CODE A USED ON TRANSPORT ASM 5414100-60C CODE B USED ON TRANSPORT ASM 5414120-50C CODE 1 USED ON ASM FROM D6 TO CURRENT CODE 2 USED ON ASM FROM F6 TO CURRENT CODE 3 USED ON ASM PRIOR TO H6 SUFFIX CODE 4 USED ON ASM FROM H6 TO CURRENT CODE 5 USED ON ASM PRIOR TO L6 SUFFIX CODE 6 USED ON ASM FROM L6 TO CURRENT CODE 7 USED ON ASM PRIOR TO P6 SUFFIX CODE 8 USED ON ASM FROM P6 TO CURRENT		
	5414100	TRANSPORT ASSEMBLY-60 CYCLE SEE LISTS 7-74 AND 8-13 FOR NEXT HIGHER ASSEMBLY AND FIGURE 16 FOR ILLUSTRATION	REF	A
	5414120	TRANSPORT ASSEMBLY-50 CYCLE SEE LISTS 7-74 AND 8-13 FOR NEXT HIGHER ASSEMBLY AND FIGURE 16 FOR ILLUSTRATION	REF	B
- 1	355C	• WASHER, FL- 1/4 X 9/16 OD X 0.050 THK	4	
- 1A	6364	• WASHER, LOCK-SPLIT NC. 6 X 1/4 OD	1	
- 1B	9C92	• WASHER-LOCK, SPLIT RING, .194 ID .3370D	3	
- 1C	11598	• NUT PLAIN HEX 10/32	3	
- 1E	22478	• WASHER, FL- 0.170 ID 0.375 OD 0.032 THK	25	
- 2	25627	• SCREW-BD. HD 8-32 X .500 LG	3	
- 3	29561	• WASHER, FL-NO. 8 X 1/4 OD X 1/32 THK	1	
- 5	322065	• SCREW, MACH-BIND HD 6-32 X 5/8 LG	2	
- 7	4569C	• WASHER, FL - NC.10 X 7/16 OD X 1/32 THK	11	
- 7A	847952	• WASHER, BOW- .261 ID X .44 OD X .050 THK	1	
- 9	70950	• NUT	2	
- 10	72719	• MCLNT RUBBER SHOCK	1	
- 10A	11394C	• ROLLER-CARD LEVELER CONTACT	2	
- 11	13C359	• WASHER, LOCK-SPLIT 0.446 ID X 0.784 OD	2	
- 12	170215	• SCREW, ASMD WASHER-FIL H 6-32 X 3/8 LG	8	
- 13	170228	• SCREW, ASMD WASHER- 6-32 X 5/8 LG	1	
- 14	170310	• SCREW AND LOCKWASHER	7	
- 15	186759	• SCREW, MACH-BIND HD 8-32 X 5/16 LG	4	
- 16	234317	• SCREW, ASMD WASHER-FIL H 8-32 X 5/16 LG	2	
- 17	234320	• SCREW, ASMD WASHER-FIL H 8-32 X 1/2 LG	20	
- 18	234322	• SCREW, MACH-BIND HD 8-32 X 3/4 LG	8	
- 19	234323	• SCREW, ASMD WASHER-FIL H 8-32 X 7/8 LG	4	
- 20	234332	• SCREW, ASMD WASHER-FIL H 10-32 X 5/8 LG	11	
- 21	234334	• SCREW, ASMD WASHER-FIL H 10-32 X 7/8 LG	2	
- 22	234335	• SCREW, ASMD WASHER-FIL H 10-32 X 1 LG	1	
- 22A	234333	• SCREW, ASMD WASHER-FIL H 10-32 X 3/4 LG	2	
- 23	253267	• SWITCH, PUSH-TRANSFER DPDT 125V AC 10 AMP REPLACE WITH PN 2510967	1	
- 23	2510967	• SWITCH, SPDT, MOMENTARY TRANSFER	1	
- 24	1050C49	• WASHER, FLT- .143 ID X 17/64 OD X .040THK	8	
- 25	267530	• SPACER	2	
- 26	3C2C90	• CONNECTOR, RECP, ELEC- 24 FEMALE CONTACTS	1	
- 27	3C2C88	• TERMINAL BOARD	1	
- 28	302089	• SPRING-TERMINAL BOARD CONTACT	8	
- 29	3C2131	• INSULATOR, TERMINAL BLOCK	1	
- 30	32C913	• BEARING, BALL, ANNULAR- 0.472 ID 1.102 OD	2	
- 31	366291	• BELT, TIMING	2	
- 31A	38235	• SCREW MACH 6/32 X .310 LG	2	
- 32	438542	• SCREW, MACH-BIND HD 2-56 X 1/2 LG	2	
- 33	438549	• SCREW, MACH-BIND HD 4-40 X 7/16 LG	2	
- 34	438550	• SCREW, MACH-BIND HD 4-40 X 1/2 LG	6	

LIST AND INDEX NUMBER	PART NUMBER	DESCRIPTION	UNITS PER ASM.	USABLE ON CODE
		TRANSPORT ASSEMBLY -CONT		
16 - 35	438551	• SCREW,MACH-BIND. HD,4-40 X 5/8 IN. LG	1	
- 36A	438590	• SCREW, MACH-UNDRCT BIND HD 8-32 X 1 3/4	1	
- 36B	510379	• SCREW,MACH-FIL HD 6-32 X 3/4 IN. LG	1	
- 37	25C3986	• JUMPER	1	
		SEE LIST 43-40G AND -60 FOR COMPONENT PARTS		
- 38	25C1425	• SCREW	4	
- 38A	556616	• SHIM- 0.1875 ID X 0.312 CD X 0.0010 THK	AR	
- 39	356742	• CLAMP,LOOP- 0.250 ID 0.177 DIA MTG HOLE	1	
- 39A	554237	• CLAMP,HOSE	1	
- 40	554305	• COVER-BRAKE ASSEMBLY	2	3
- 41	763409	• CAPACITOR ASSEMBLY,0.1 MFD 100VDC	1	
- 42	320167	• . TERMINAL,QUICK DISC-NONINS 16AWG TAP-PIN	2	
- 43	491320	• . CAPACITOR,FILM,.1MFD 5% 100 VOLTS	1	
- 44	8C5015	• RESISTOR ASM- 2700CHM 1-2WATT	1	
- 44A	317021	• . RESISTOR,FXD,CCMP- 2.7K P/M 5% 1/2W	1	
- 44B	187243	• . TERMINAL,TAPER PIN-20/26 AWG	2	
- 45	829728	• SWITCH	1	
- 45A	11C5791	• CYLINDER ASSEMBLY,AIR	1	
		SEE FIGURE 22 FOR DETAIL BREAKDOWN		
- 46	612470	• SCREW,BR-ADJ	7	
- 47	1272266	• GROMMET-LINE CORD RUBBER	1	
- 48	2130574	• RESISTOR ASSEMBLY, 180 CHM 2W	1	
- 48A	320167	• . TERMINAL,QUICK DISC-NONINS 16AWG TAP-PIN	1	
- 48B	320610	• . RESISTOR,FXD,CCMP- 180 CHMS P/M 5% 2W	1	
- 48C	25C3921	• BRACKET-DASHPOT MOUNTING	1	
- 48D	25C3922	• ARM-H SHIELD DAMPING	1	
- 48E	25C3923	• SCREW,SHOULDER- 10-32 X 0.281 LG	1	
- 48F	5311105	• SCREW,PIVOT,6-32 X 1/2 LG	2	
- 49	5331873	• REEL LATCH ASSEMBLY	2	
- 50	5344551	• COVER,REEL LATCH	2	
- 51	5344955	• COLLAR,REEL LATCH-THRUST	2	
- 52	5344956	• WASHER,REEL LATCH-THRUST	2	
- 53	5344957	• WASHER,BELLEVILLE	6	
- 54	5344960	• RING,EXPANDING REEL	2	
- 55	5344961	• RETAINER,EXPANDING REEL RING	2	
- 56	5344962	• RING,INNER EXPANDING REEL	2	
- 57	5344963	• PELLETT,REEL LATCH	2	
- 58	6C2074	• SPACER-LATCH	AR	
- 59	1050887	• WASHER,FLAT 1/4 ID	AR	
- 61	5414C82	• PULLEY-COLUMN	3	
- 62	5414C83	• DOOR-COLUMN	1	
- 63	5414C84	• SPRING-COMPRESSION	3	
- 64	5414C85	• WASHER-FRONT BRG 1-64IN.THKX7-32IN.DIA	3	
- 65	5414C87	• BEARING-ANNULAR BALL	1C	
- 66	5414C88	• WASHER-FLAT REAR BEARING 1-64IN.THK	3	
- 67	5414C89	• RING-COLUMN 2-47-64IN.DIA.ID	1	
- 68	5414C92	• COLUMN ASSEMBLY	1	
- 69	5414C90	• . PORT-VACUUM 1IN.LG TAPERED	2	
- 70	5414128	• . PLATE-COLUMN REFERENCE	1	
- 71	5414C94	• BAR-HINGE MTG	1	
- 72	5414C97	• SPACER-GUIDE ROLLER	2	
- 72A	5414517	• SHIM,GUIDE MTG-.120ID X.182 OD X.0030THK	AR	
- 72B	5414518	• SHIM,GUIDE MTG-.120ID X.182 OD X.0100THK	AR	
- 72C	5414519	• SHIM,GUIDE MTG-.120ID X.182 OD X.0020THK	AR	
- 73	5414109	• RETAINER-UPPER SPRING	2	
- 74	5414113	• BLADE -TAPE CLEANER	1	
- 75	5414119	• GUARD-DUST	1	
- 76	5414122	• RAIL-COLUMN	2	
- 77	5414129	• HINGE-SPRING	1	
- 78	5414135	• SPRING WASHER-WAVE	4	
- 79	5414137	• RETAINER,BEARING	2	
- 80	5414138	• SPACER-SHAFT	2	
- 81	5414153	• PLATE-MOTOR MTG	1	
- 83	5414180	• DRIVE ASM-CAPSTAN, 60 CYCLE	1	A
- 83	5414181	• DRIVE ASM-CAPSTAN, 50 CYCLE	1	B
		SEE FIGURE 17 FOR DETAIL BREAKDOWN		
- 84	5414360	• BRAKE ASSEMBLY	2	
- 85	187243	• . TERMINAL,TAPER PIN-20/26 AWG	2	
- 86	5414522	• . BRAKE	1	
- 87	5414380	• VACUUM SUPPLY ASSEMBLY,60 CYCLE	1	A
- 87	5414381	• VACUUM SUPPLY ASSEMBLY,50 CYCLE	1	B
		SEE FIGURE 18 FOR DETAIL BREAKDOWN		

LIST AND INDEX NUMBER	PART NUMBER	DESCRIPTION	UNITS PER ASM.	USABLE
				ON CODE
		1 2 3 4		
		TRANSPORT ASSEMBLY -CONT		
16- 88	5414387	. RELAY ASM- FILE PRTECT SEE FIGURE 19 FOR DETAIL BREAKDOWN	1	
- 89	5414390	. RETRACTION DEVICE, F SHIELD ASM SEE FIGURE 20 FOR DETAIL BREAKDOWN	1	
- 90	5414397	. BRACKET-SWITCH	1	
- 91	5414511	. SHAFT-REEL	2	
- 91A	151276	. . PIN,TAPERED,PLAIN- 1 LG X NO. 2-0	1	
- 91B	256189	. . BALL BEARING,PLAIN	1	5
- 91B	332776	. . BEARING,BALL,ANNULAR	1	6
- 91C	559695	. . HUB-DRIVE	1	
- 91D	5414139	. . SPACER-REEL SHAFT	1	
- 91E	5414149	. . SHAFT-REEL	1	
- 91F	5414152	. . PULLEY-TIMING BELT	1	
- 91G	5414392	. . PIN-TAPER 2-0	1	
- 92	5414512	. MOTOR-REEL,60 CYCLE	2	A
- 92	25C352C	. MOTOR-REEL,50 CYCLE	2	B
- 93	5414386	. . MOTOR-TORQUE	1	
- 94	5414520	. . PIN,GROOVE	1	7
- 94	25980	. . PIN,TAPERED,PLAIN 11/16 LG X NO. 3-0	1	8
- 95	5414523	. . PULLEY ASM- TIMING BELT USED ON ASM 5414512/60 CYCLE	1	
- 95	25C3918	. . PULLEY ASM- TIMING BELT USED ON ASM 2503920/50 CYCLE	1	
- 96	5414513	. BRACKET-RELAY	1	
- 97	5414515	. PIN-FILE PROTECT	1	
- 98	5414516	. PULLEY-TAPE GUIDE	2	
- 99	5414527	. GUIDE,FRONT CARBIDE	2	
-102	5414525	. GUIDE ASM,REAR	2	
-103	5414530	. CASTING	1	
-105	5414533	. STUD-COVER	2	3
-105	2503927	. STUD,COVER- 6-32	2	4
-106	5414547	. ADAPTER-BRAKE	2	
-107	5414555	. PLATE ASM- MCTCR CONTROL SEE FIGURE 21 FOR DETAIL BREAKDOWN	1	
-107A	32042	. SCREW, MACH BIND. HD 10-32 X 3/8 LG.	3	
-107B	528001	. HOSE,NONMETALLIC-VACUUM 3/16 ID X 3/8 OD	AR	
-108	5414570	. PHOTOCELL ASSEMBLY	1	
-109	33823E	. . SCREW, MACH-BD HD 4-40 NC X .3125 LG	1	
-110	528194	. . SEMICONDUCTOR DEVICE,DICDE	2	
-110A	55514C	. . JUMPER	1	
-110B	20566C3	. . SPACER-.186 IDX.250 ODX .100 THK WTC USE ONLY	1	
-111	54C2916	. . WASHER	1	
-112	5414124	. . BLOCK-PHOTOCELL	1	
-113	5414568	. . TERMINAL	1	
-114	5414569	. . TERMINAL	1	
-115	5414571	. . LAMP,14VOLTS .08AMPS	1	
-116	5415C71	. GUARD-TAPE GUIDES	2	
-117	5420633	. MUFFLER-EXHAUST	1	4
-117	2056361	. MUFFLER-EXHAUST WTC USE ONLY	1	
-118	5420634	. SHIM-COLUMN	AR	1
-118	8036607	. SHIM-COLUMN SUBSTITUTE FOR 5420634	AR	1
-118	803661C	. SHIM-COLUMN	AR	1
-118		. SUBSTITUTE FOR 5420634		
-119	5420635	. SHIM-COLUMN	AR	1
-119	80366C8	. SHIM-COLUMN	AR	1
-119	8036611	. SHIM-COLUMN SUBSTITUTE FOR 5420635	AR	1
-119		. SUBSTITUTE FOR 5420635		
-120	5420643	. ISOLATOR-VIBRATION	3	1
-121	5420654	. GUIDE ASSEMBLY	1	2
-122	5420656	. GUIDE ASSEMBLY	1	2
-123	542C711	. SHIELD-ACOUSTIC	1	4
-124	5414507	. HEAD ASM- 7 TRACK CASTING	REF	
-124	5414509	. HEAD ASM- 9 TRACK CASTING	REF	
		SEE FIGURE 5-21A FOR NEXT HIGHER ASM		

FOR PARTS  
NOT SHOWN  
SEE FIG. 16

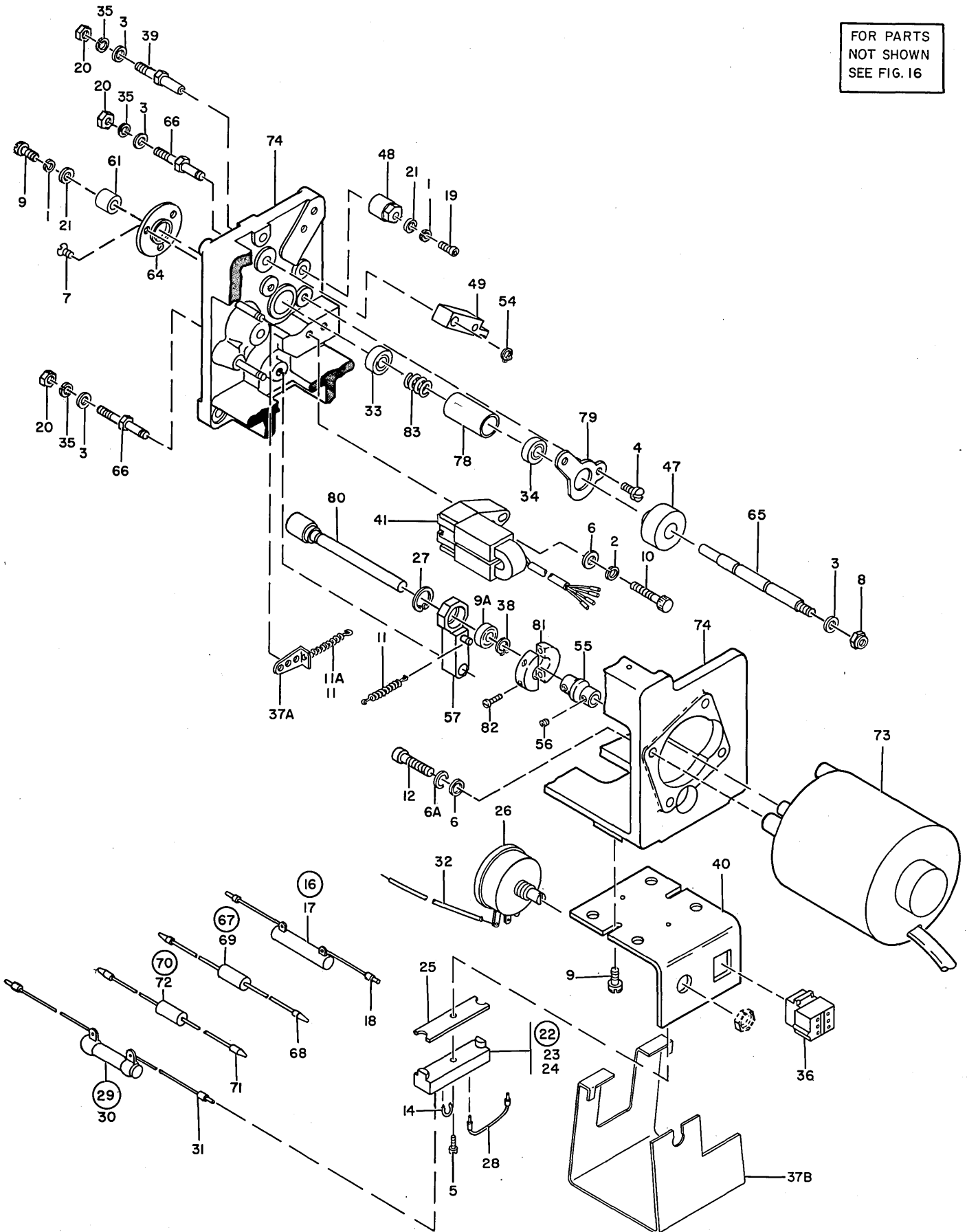
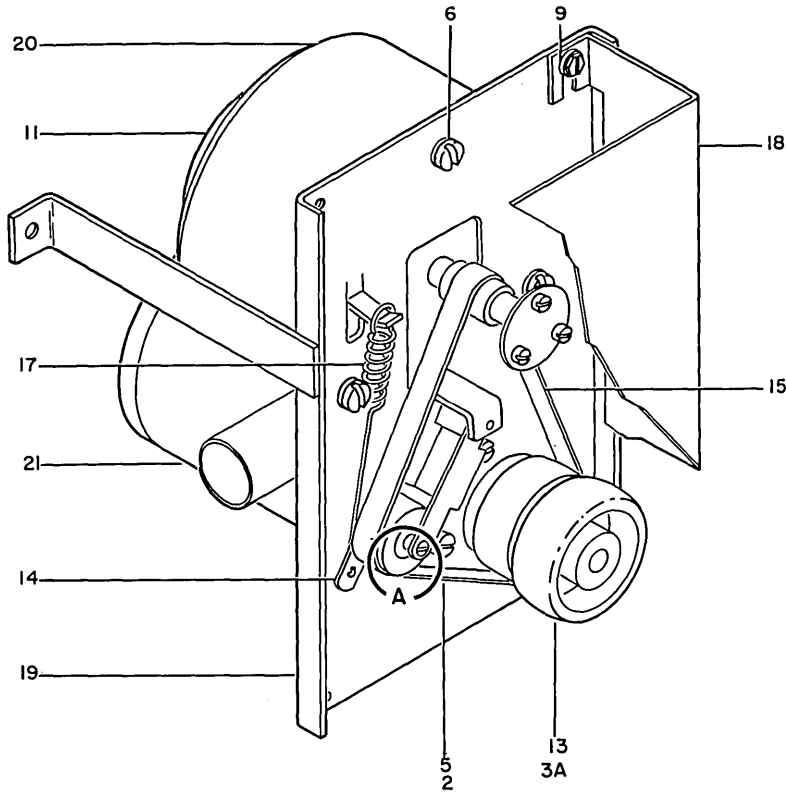


FIGURE 17. CAPSTAN DRIVE ASSEMBLY. SEE LIST 17.

LIST AND INDEX NUMBER	PART NUMBER	DESCRIPTION				UNITS PER ASM.	USABLE ON CODE
		1	2	3	4		
		CAPSTAN DRIVE ASSEMBLY					
17 -		CODE A USED ON 60 CY CAPSTAN DRIVE ASM CODE B USED ON 50 CY CAPSTAN DRIVE ASM					
	5414180	DRIVE ASM-CAPSTAN, 60 CYCLE				REF	A
	5414181	SEE LIST 16-83 FOR NEXT HIGHER ASSEMBLY AND FIGURE 17 FOR ILLUSTRATION DRIVE ASM-CAPSTAN, 50 CYCLE				REF	B
- 1	6364	. WASHER, LOCK-SPLIT NC. 6 X 1/4 OD				3	
- 2	9092	. WASHER-LOCK, SPLIT RING, .194 ID .3370D				4	
- 3	22478	. WASHER, FL- 0.170 ID 0.375 CD 0.032 THK				5	
- 4	24512 □	. SCREW, BIND. HD 8-32 X .375 LG				2	
- 5	38264	. SCREW, MACH-FIL H 4-40 X 3/8 LG				2	
- 6	45690	. WASHER, FL - NC.10 X 7/16 CD X 1/32 THK				AR	
- 6A	9092	. WASHER-LOCK, SPLIT RING, .194 ID .3370D				4	
- 7	52522	. SCREW, MACH-FH 4-40 X 5/16 LG				3	
- 8	72828 □	. NUT, SELF LKG, HEX- 8-32 X 0.334 FL W				1	
- 9	81693	. SCREW, MACH-BIND HD 6-32 X 3/8 LG				3	
- 9A	110129 □	. BEARING, BALL, ANNULAR- 0.250 ID 0.625 OD				1	
- 10	149695	. SCREW, CAP, SOC HD- 10-32 X 1 LG				4	
- 11	165205	. SPRING, HELICAL, EXTENSION				1	A
- 11	165205	. SPRING, HELICAL, EXTENSION				2	B
- 11A	141162	. SPRING, EXTENSION				1	A
- 12	125654	. SCREW, CAP, SOC HD- 10-32 X 3/4 LG				4	
- 14	205329	. JUMPER-BRASS, 3/16				4	
- 16	242915	. RESISTOR ASSEMBLY- 50 CHMS 10W				1	
- 17	317124	. RESISTOR, FXD, COMP- 50 CHMS P/M 10% 10W				1	
- 18	320167	. TERMINAL, QUICK DISC-NONINS 16AWG TAP-PIN				2	
- 19	344299	. SCREW				2	
- 20	257189	. NUT, HEX- 8-32				4	
- 21	257586	. WASHER, FLAT NC. 6				3	
- 22	302090	. CONNECTOR, RECP, ELEC- 24 FEMALE CONTACTS				2	
- 23	302088	. TERMINAL BOARD				1	
- 24	302089	. SPRING-TERMINAL BOARD CONTACT				8	
- 25	302131	. INSULATOR, TERMINAL BLOCK				2	
- 26	321688	. POTENTIOMETER, 100CHM 4W PCRM 10PCT				1	
- 27	351046 □	. RING, RETAINING-BCWED				1	
- 28	360454	. JUMPER ASM- WIRE 2-1-2IN. YELLOW SEE LIST 43-43 FOR COMPONENT PART				1	
- 29	472564	. RESISTOR ASSEMBLY				3	
- 30	253772	. RESISTOR, FXD, WW- 150 CHMS P/M 10% 10W				1	
- 31	320167	. TERMINAL, QUICK DISC-NONINS 16AWG TAP-PIN				2	
- 32	518876	. JUMPER ASSEMBLY				2	
- 33	529966 □	SEE LIST 43-43 FOR COMPONENT PART . BEARING, BALL, ANNULAR- .250 ID .625 OD				1	
- 34	474704 □	. BEARING, ANNULAR BALL SPROCKET				1	
- 35	1090873	. LOCKWASHER				4	
- 36	1160983	. HOUSING-PIN TERMINAL 6POS				1	
- 37A	25C3970	. CLIP				1	
- 37B	25C3958	. SHIELD-RESISTOR				1	
- 38	5311892 □	. RING, BOWED RETAINING, CAPSTAN				1	
- 39	5414117	. STUD-STOP 6-32UNC2B				2	
- 40	5414118	. BRACKET ANGLE				1	
- 41	5414131	. MAGNET ASSEMBLY				2	
- 47	5414155 □	. WHEEL, 50 CYCLE				1	B
- 47	5414182 □	. WHEEL, 60 CYCLE				1	A
- 48	5414159	. STOP				2	
- 49	5414163	. ARMATURE ASSEMBLY- 50 CYCLE				1	B
- 49	5414173	. ARMATURE ASSEMBLY- 60 CYCLE				1	A
- 54	5414165	. RING-RETAINING				1	
- 55	25C3985 □	. COUPLING, FLEXIBLE				1	A
- 55	2096437 □	. COUPLING, FLEXIBLE				1	B



LIST AND INDEX NUMBER	PART NUMBER	1 2 3 4				DESCRIPTION	UNITS PER ASM.	USABLE ON CODE
		1	2	3	4			
CAPSTAN DRIVE ASSEMBLY -CONT								
17 - 56	165556 □					• SET SCREW, HEADLESS- NO. 5-40 X .125 LG	2	
- 57	5414172 □					• ARMATURE ASSEMBLY	1	
- 61	5420658					• CAPSTAN ROLLER	1	
- 64	5414186 □					• RETAINER	1	
- 65	25C3910 □					• SHAFT, DRIVEN	1	
- 66	5414188					• STUD-PIVOT	2	
- 67	5414382					• CAPACITOR 15MFD 35V	1	
- 68	187243					• TERMINAL, TAPER PIN-20/26 AWG	2	
- 69	222067					• CAPACITOR	1	
- 70	5414383					• CAPACITOR 22MFD 35V	2	
- 71	187243					• TERMINAL, TAPER PIN-20/26 AWG	2	
- 72	222069					• CAPACITOR, FXD, ELEC-22 UF P/M 10% 35VCDW	1	
- 73	5414438 □					• MOTOR, CAPSTAN-50/60 CYCLE	1	
- 74	5414439 □					• CASTING-CAPSTAN ASSEMBLY	1	
- 78	25C3908 □					• SPACER- .554 ID .624 OD X 1.395 LG	1	
- 79	5414567 □					• RETAINER-BEARING	1	
- 80	5420613 □					• SHAFT-DRIVE, 50 CYCLE	1	B
- 80	5420614 □					• SHAFT-DRIVE, 60 CYCLE	1	A
- 81	2511705					• DAMPER, VIBRATION	2	
- 82	186924					• SCREW, SOCKET HD CAP- NO. 4-40 X .375 LG	2	
- 83	25C3909					• SPRING, COMPRESSION	1	



FOR PARTS  
NOT SHOWN  
SEE FIG. 16

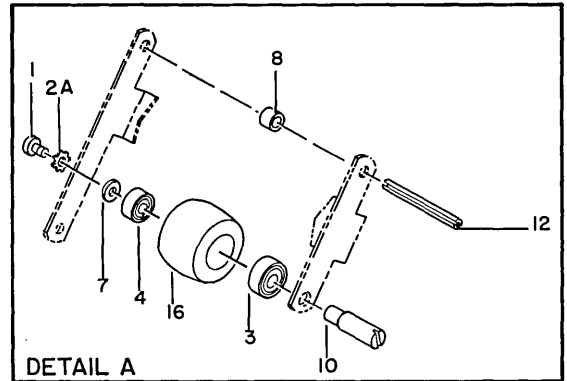


FIGURE 18. VACUUM SUPPLY ASSEMBLY. SEE LIST 18.

LIST AND INDEX NUMBER	PART NUMBER	DESCRIPTION				UNITS PER ASM.	USABLE ON CODE
		1	2	3	4		
		VACUUM SUPPLY ASSEMBLY					
18 -		CODE A USED CN 60 CYCLE VACUUM SUPPLY CODE B USED ON 50 CYCLE VACUUM SUPPLY CODE 1 USED CN ASM PRIOR TO D6 SUFFIX CODE 2 USED ON ASM FROM D6 TO CURRENT CODE 3 USED ON ASM PRIOR TO H6 SUFFIX CODE 4 USED CN ASM FROM H6 TO CURRENT					
	5414380	VACUUM SUPPLY ASSEMBLY,60 CYCLE SEE LIST 16-87 FOR NEXT HIGHER ASSEMBLY AND FIGURE 18 FOR ILLUSTRATION				REF	A
	5414381	VACUUM SUPPLY ASSEMBLY,50 CYCLE SEE LIST 16-87 FOR NEXT HIGHER ASSEMBLY AND FIGURE 18 FOR ILLUSTRATION				REF	B
- 1	10170	• SCREW-MACH,BIND HD NC. 6-32 X .250 LG				1	
- 2	22478	• WASHER,FL- 0.170 ID 0.375 OD 0.032 THK				4	
- 2A	56722	• LOCKWASHER-EXT. TCOTH CD. .150XID. .320				1	
- 3	110129 H	• BEARING,BALL,ANNULAR- 0.250 ID 0.625 OD				1	
- 3A	112055	• SETSCREW-SPLINE DR CUP PT 8-32 X 1/4 LG				1	
- 4	233355	• BEARING,BALL,ANNULAR- 0.187 OD 0.500 OD				1	
- 5	234320	• SCREW,ASMD WASHER-FIL H 8-32 X 1/2 LG				4	
- 6	438623	• SCREW,MACH-BIND HD 1/4-20 X 5/8 LG				3	
- 7	529680	• SPACER,PULLEY MOUNTING				1	
- 8	556931	• SPACER				1	
- 9	5372858	• SCREW,HEX HD 10-32 X .50 LG				4	
- 10	5414133	• SHAFT-IDLER				1	

LIST AND INDEX NUMBER	PART NUMBER	1 2 3 4	DESCRIPTION	UNITS PER ASM.	USABLE ON CODE
VACUUM SUPPLY ASSEMBLY -CONT					
18 - 11	5414134		• SEAL-BLOWER	1	1
- 11	5420644		• SEAL-BLOWER	1	2
- 12	5414136		• ROLL PIN	1	
- 13	5414142		• PULLEY-BLOWER MOTOR 50CYCLE	1	3B
- 13	25C39C5		• PULLEY-BLOWER MOTOR 50 CYCLE	1	4B
- 13	5414143		• PULLEY-BLOWER MOTOR 60CYCLE	1	3A
- 13	25C39C6		• PULLEY-BLOWER MOTOR 60 CYCLE	1	4A
- 14	5414144		• YCKE-IDLER	1	
- 15	5414145		• BELT-FLAT BLOWER	1	
- 16	5414146		• PULLEY-IDLER	1	
- 17	5414147		• SPRING-IDLER	1	
- 18	5414148		• COVER-BELT	1	
- 19	5414154		• BRACKET-BLOWER	1	
- 20	5414384		• BLOWER,3 STAGE	1	
			IF THE OUTBOARD BEARING IS FOUND TO BE		
			FAULTY THE COMPLETE BLOWER ASSEMBLY MUST		
			BE REPLACED		
- 21	5414385		• MOTOR-BLOWER	1	

FOR PARTS  
NOT SHOWN  
SEE FIG. 16

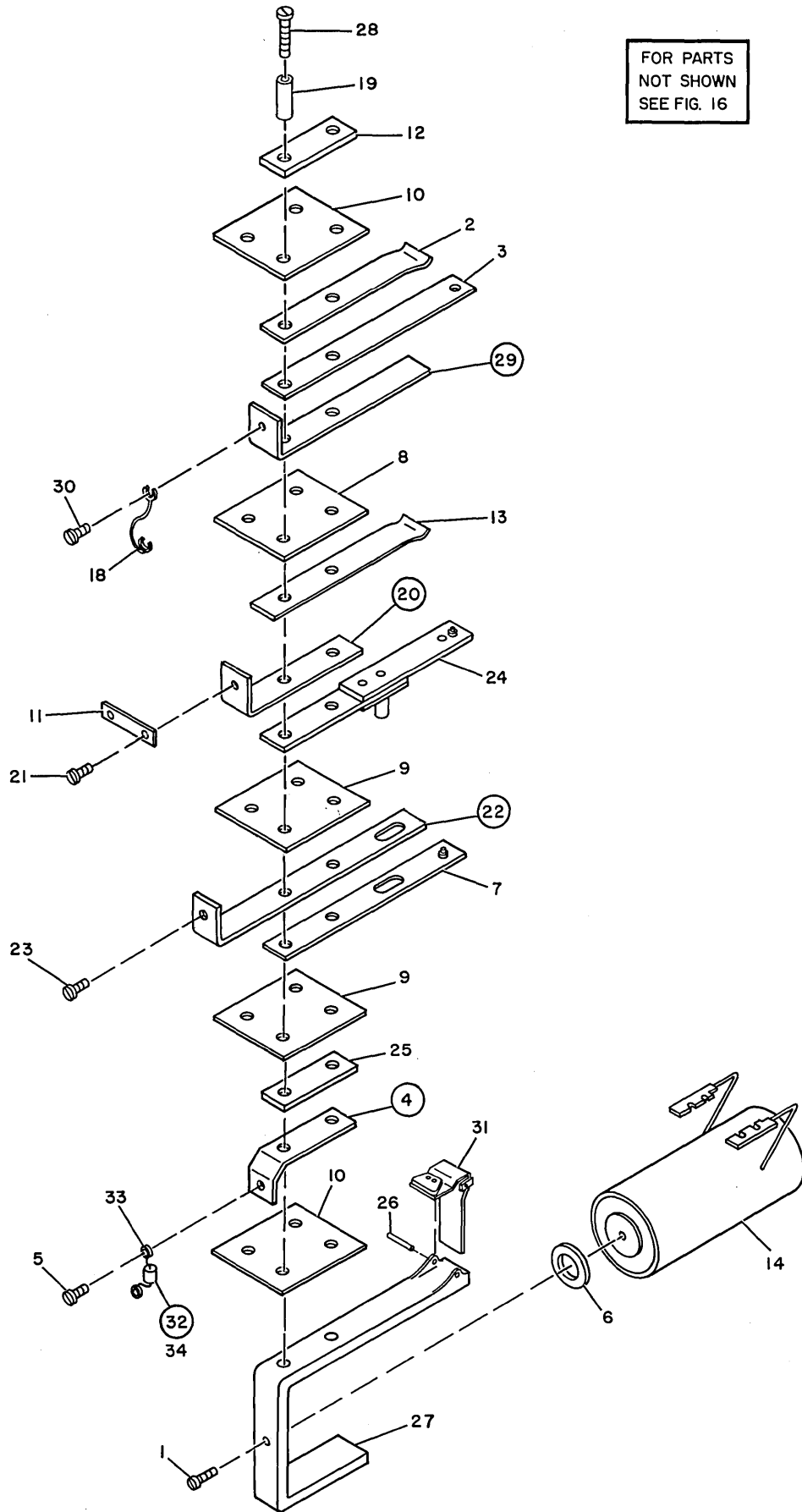


FIGURE 19. FILE PROTECT RELAY ASSEMBLY. SEE LIST 19.

LIST AND INDEX NUMBER	PART NUMBER	DESCRIPTION				UNITS PER ASM.	USABLE ON CODE
		1	2	3	4		
		FILE PROTECT RELAY ASSEMBLY					
19 -	5414387	RELAY ASM- FILE PROTECT SEE LIST 16-88 FOR NEXT HIGHER ASSEMBLY AND FIGURE 19 FOR ILLUSTRATION				REF	
- 1	19587	▣	. SCREW, MACH-FL CSK HD 8-32 X 3/8 LG			1	
- 2	105826	▣	. SPRING-STIFFENER			2	
- 3	105832	▣	. SPRING ASSEMBLY-UPPER CONTACT			2	
- 4	105835	▣	. TERMINAL ASSEMBLY-CONTACT			2	
- 5	118418	▣	. . SCREW, MACH-RH 5-40 X 5/32 LG			1	
- 6	115552	▣	. WASHER-COIL MOUNTING			1	
- 7	117102	▣	. SPRING ASSEMBLY-CONTACT			2	
- 8	120924	▣	. INSULATOR-DUC RELAY			1	
- 9	120926	▣	. INSULATOR-DUC RELAY			2	
- 10	120942	▣	. INSULATOR-DUC RELAY			2	
- 11	120943	▣	. JUMPER-TERMINAL BRASS			1	
- 12	121011	▣	. PLATE-DUC RELAY TCP			2	
- 13	125872	▣	. SPRING- STIFFENER			2	
- 14	129340	▣	. COIL, CORE-CLIP ASSY			1	
- 18	132666	▣	. JUMPER ASM-BLK 5 IN. 20AWG 1 LUG EA END			1	
- 19	138447	▣	. INSULATOR-SCR 0.128 ID 0.186 OD 27/32 LG			2	
- 20	141964	▣	. TERMINAL ASSEMBLY-CONTACT			2	
- 21	118418	▣	. . SCREW, MACH-RH 5-40 X 5/32 LG			1	
- 22	141968	▣	. TERMINAL ASSEMBLY-CONTACT			2	
- 23	118418	▣	. . SCREW, MACH-RH 5-40 X 5/32 LG			1	
- 24	141978	▣	. SPRING ASSEMBLY-OPERATING CONTACT			2	
- 25	156909	▣	. SPACER- 1 LG X 3/8 W X 1/16 THK			2	
- 26	165594	▣	. PIVOT-ARMATURE			1	
- 27	165595	▣	. YOKE ASSEMBLY MAGNET			1	
- 28	173211	▣	. SCREW, MACH-RD WASHER HD 5-40 X 1-1/32 LG			4	
- 29	189844	▣	. TERMINAL ASSEMBLY-CONTACT			2	
- 30	118418	▣	. . SCREW, MACH-RH 5-40 X 5/32 LG			1	
- 31	333111	▣	. ARMATURE ASSEMBLY-RELAY			1	
- 32	599917	▣	. DIODE AND LUG TERMINAL ASSEMBLY			1	
- 33	186967	▣	. . TERMINAL, SPADE-20/24 AWG, NC. 6, NON-INS			2	
- 34	2111232	▣	. . DIODE, SEMICONDUCTOR-TYPE AM			1	

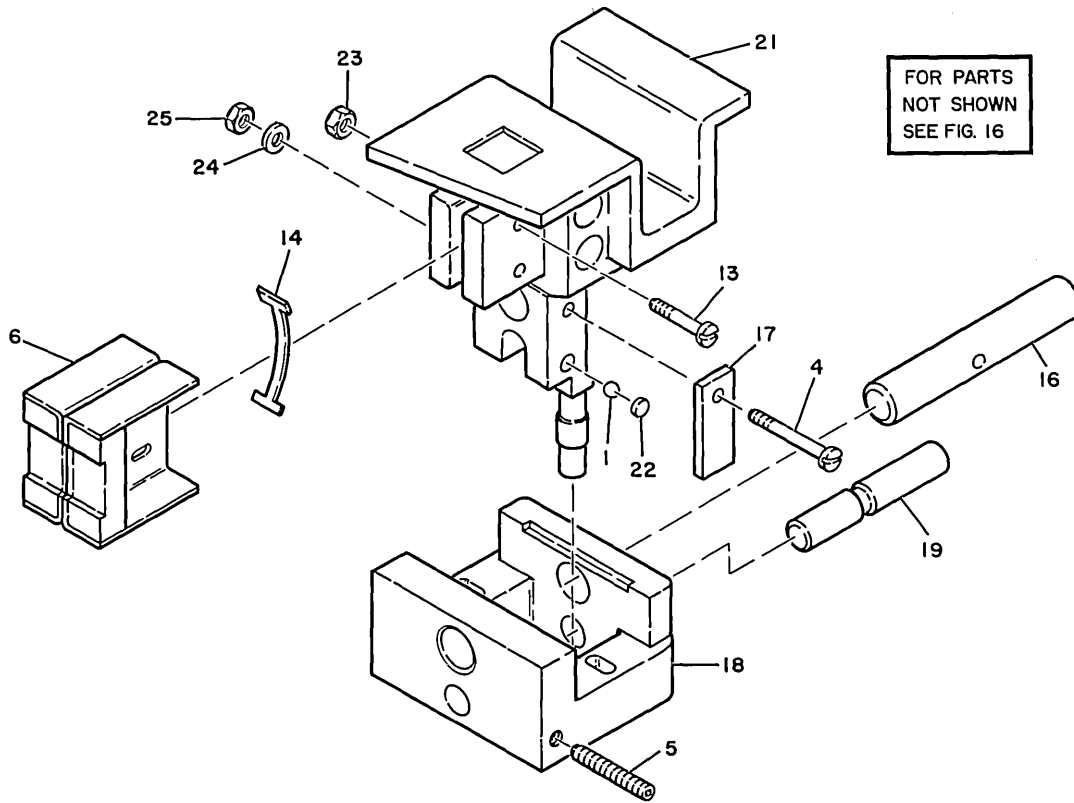


FIGURE 20. H SHIELD RETRACTION ASSEMBLY. SEE LIST 20.

LIST AND INDEX NUMBER	PART NUMBER	DESCRIPTION				UNITS PER ASM.	USABLE ON CODE
		1	2	3	4		
		H SHIELD RETRACTION ASSEMBLY					
20 -	5414390	RETRACTION DEVICE, H SHIELD ASM SEE LIST 16-89 FOR NEXT HIGHER ASSEMBLY AND FIGURE 20 FOR ILLUSTRATION				REF	
- 1	4889	• BALL-STEEL				1	
- 4	438568	• SCREW, MACH-UNDRCT BIND HD 6-32 X 1-1/8				1	
- 5	257973	• SETSCREW-SPLINE DR CUP PT 6-32 X 5/16 LG				1	
- 6	5420646	• SHIELD ASSEMBLY-H				1	
- 13	438545	• SCREW, MACH-BIND HD NC. 2-56 X .875 LG				2	
- 14	526298	• SPRING-SHIELD				2	
- 16	2510783	• SHAFT, SLIDE				1	
- 17	5414394	• SPRING-DETENT				1	
- 18	5414395	• SHAFT, HOUSING				1	
- 19	2510781	• SHAFT, GUIDE				1	
- 21	2510782	• HANDLE, H SHIELD RETRACTION				1	
- 22	2510780	• PLUG, BALL				1	
- 23	36823	• NUT, PLAIN, HEX- 2-56 X 3/16 FL W				1	
- 24	257986	• WASHER, FLAT NC. 6				1	
- 25	257187	• NUT, PLAIN, HEX- 6-32 X 3/8 FL W				1	

FOR PARTS  
NOT SHOWN  
SEE FIG. 16

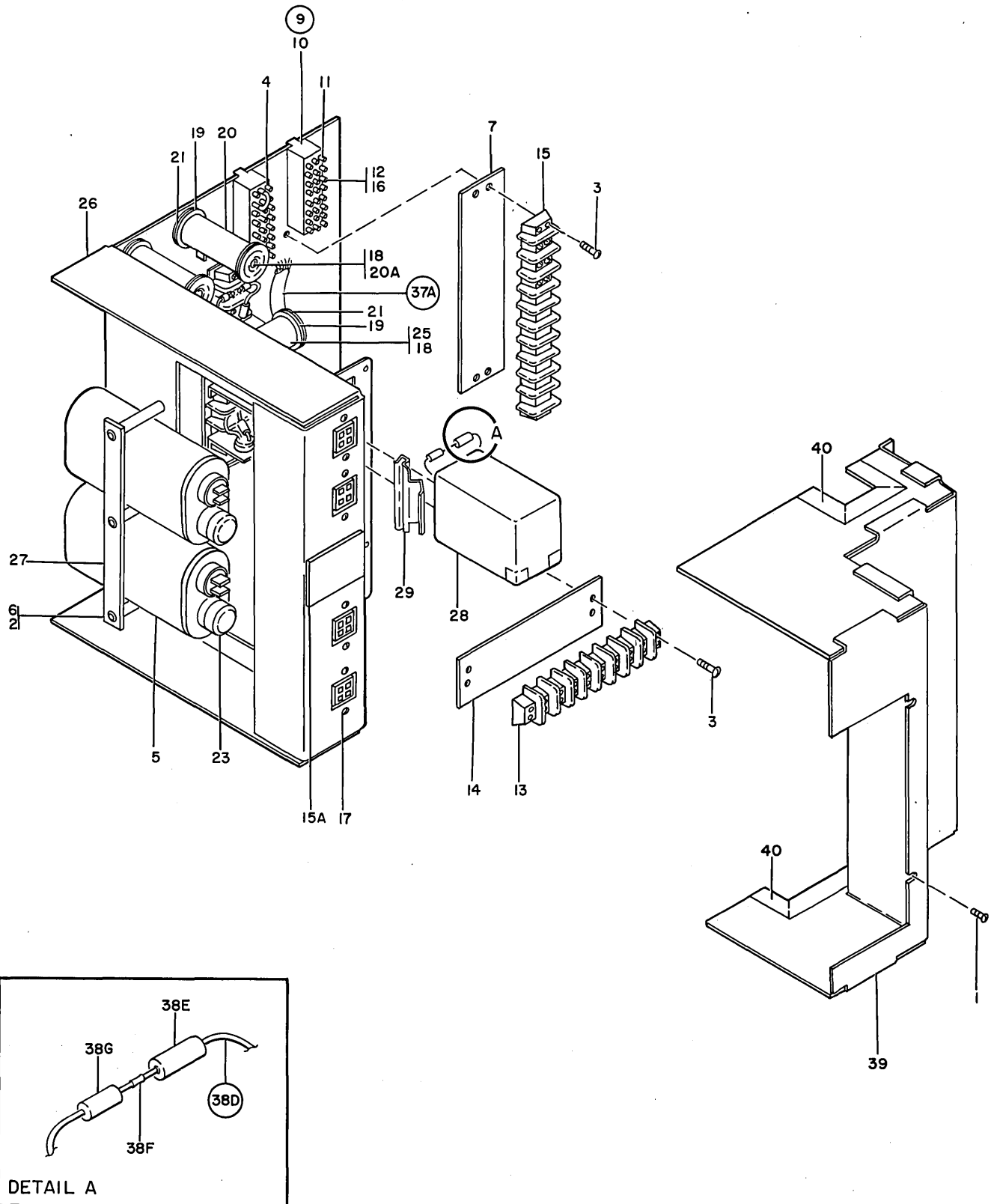


FIGURE 21. MOTOR CONTROL PLATE ASSEMBLY. SHEET 1 OF 2. SEE LIST 21.

FOR PARTS  
NOT SHOWN  
SEE FIG. 16

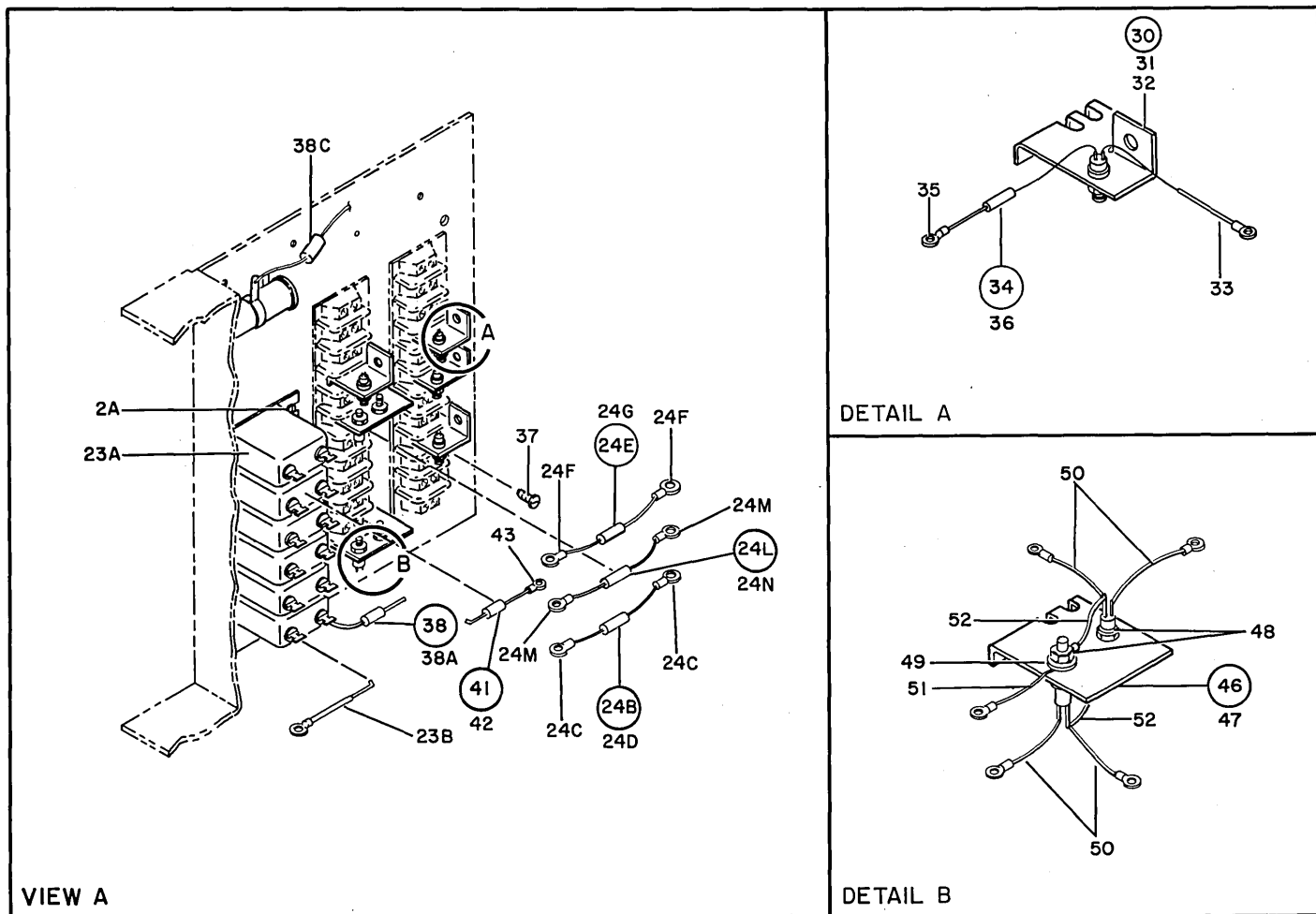
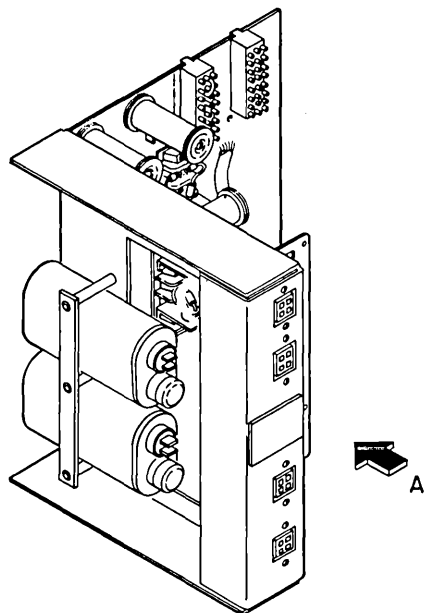


FIGURE 21. MOTOR CONTROL PLATE ASSEMBLY. SHEET 2 OF 2. SEE LIST 21.



LIST AND INDEX NUMBER	PART NUMBER	DESCRIPTION	UNITS PER ASM.	USABLE ON CODE
		1 2 3 4		
		MOTOR CONTROL PLATE ASSEMBLY		
21 -		CODE 1 USED ON ASM FROM E6 TO CURRENT CODE 2 USED ON ASM FROM G6 TO CURRENT CODE 3 USED ON ASM PRIOR TO L6 SUFFIX CODE 4 USED ON ASM FROM L6 TO CURRENT		
	5414555	PLATE ASM- MOTOR CONTROL SEE LIST 16-107 FOR NEXT HIGHER ASSEMBLY AND FIGURE 21 FOR ILLUSTRATION	REF	
- 1	10170	• SCREW-MACH,BIND HD NC. 6-32 X .250 LG	4	
- 2	45690	• WASHER, FL - NC.10 X 7/16 OD X 1/32 THK	AR	
- 2A	55726	• SCREW-BD HD 6-32 X .188 LG	12	1
- 3	35739	• SCREW,MACH-BIND HD 6-32 X 15/16 LG	12	
- 4	205329	• JUMPER-BRASS,3/16	1	
- 5	210873	• CAPACITOR,FXC,ELECT- 6 UF P/M6% 330V AC	2	
- 6	234337	• SCREW,ASMD WASHER-FIL H 10-32 X 1-1/2 LG	3	
- 7	253219	• MARKER STRIP- 10 PCS NCS. 1 THRU 10	2	3
- 7	521985	• STRIP-MARKER	2	4
- 9	302090	• CONNECTOR,RECP,ELEC- 24 FEMALE CONTACTS	2	
- 10	302088	• TERMINAL BOARD	1	
- 11	302089	• SPRING-TERMINAL BOARD CONTACT	8	
- 12	302131	• INSULATOR,TERMINAL BLOCK	2	
- 13	317145	• TERMINAL BOARD- 8 DBL SCREW TERMINALS	1	
- 14	322267	• MARKER STRIP- 8 PCS NCS. 1 THRU 8	1	
- 15	322767	• TERMINAL BOARD- 10 DBL SCREW TERMINALS	2	3
- 15	65317	• TERMINAL BOARD- 11 DBL SCREW TERMINALS	2	4
- 15A	369207	• LABEL,VOLTAGE	1	2
- 16	438549	• SCREW,MACH-BIND HD 4-40 X 7/16 LG	2	
- 17	438556	• SCREW,MACH-UNDRCT BIND HD 4-40 X 1-1/2	8	
- 18	438582	• SCREW,MACH-FIL H 8-32 X 2-1/4 LG	3	
- 19	442958	• INSULATOR,WASH- 7/16 ID 3/4 OD 1/32 THK	6	
- 20	507142	• RESISTOR- 100 OHMS 25W	2	
- 20A	510468	• WASHER,CUPPED- 1/5IN X .029 DIA	4	
- 21	507144	• WASHER-CENTERING 0.173 IC X 5/8 OD	2	
- 23	526378	• CAP-INSULATION	4	
- 23A	528411	• CAPACITOR,FXD- 0.25 MFD P/M 10% 100V	6	3
- 23B	2125255	• JUMPER ASM	3	1
- 24B	2503542	• RESISTOR ASSEMBLY	4	4
- 24C	166562	• TERMINAL,RING-20/24 AWG,NO. 6,NON-INS	2	
- 24D	317003	• RESISTOR	1	
- 24E	2503943	• RESISTOR ASSEMBLY	2	4
- 24F	166562	• TERMINAL,RING-20/24 AWG,NO. 6,NON-INS	2	

LIST AND INDEX NUMBER	PART NUMBER	1 2 3 4	DESCRIPTION	UNITS PER ASM.	USABLE ON CODE
			MOTOR CONTROL PLATE ASSEMBLY -CONT		
21 - 24G	323518		. . RESISTOR,FXD,CCMP- 180 OHMS P/M 5% 1/2W	1	
- 24L	5270652		. DIODE ASM	4	4
- 24M	334921		. . TERMINAL,RING-18/22 AWG,NO. 6, INS	2	
- 24N	2111232		. . DIODE,SEMICONDUCTOR-TYPE AM	1	
- 25	535542E		. . RESISTOR,FXD,WW- 500 OHMS P/M 10% 25W	1	
- 26	5414C86		. PLATE-MOTOR CONTROL	1	
- 27	5414C93		. BRACKET-CAPACITOR MFG	1	
- 28	5414543		. RELAY-COIL 2PDT-24VDC	3	
- 29	5414546		. CLIP-SOCKET COUNTING	6	
- 30	5414552		. HEAT SINK ASSEMBLY	4	
- 31	5213553	H	. . SEMICONDUCTOR-BIDIRECTIONAL CONT RECT	1	
- 32	5414C91	H	. . HEAT SINK-TRIAC	1	
- 33	556420		. JUMPER	1	
			SEE LIST 43-400 FOR COMPONENT PART		
- 34	5415C78		. . RESISTOR ASSEMBLY	1	
- 35	186962		. . . TERMINAL,RING-20/24 AWG,NO. 6, NON-INS	1	
- 36	321196		. . . RESISTOR,FXD,CCMP- 220 OHMS P/M 5% 1W	1	3
- 36	317C07		. . . RESISTOR,FXD,CCMP- 220 OHMS P/M 5% 1/2W	1	4
- 37	38235		. SCREW MACH 6/32 X .310 LG	12	
- 37A	5414553		. CABLE ASSEMBLY	1	
			SEE LIST 43-6,-11,-13,-40C,-40D,-40G, -41A,-43,-47 AND-53 FOR COMPONENT PARTS		
- 38	5420648		. . RESISTOR ASSEMBLY	2	
- 38A	317C02		. . . RESISTOR,FXD,CCMP- 22 OHMS P/M 5% 1/2W	1	
- 38B	8C1620		. . . JUMPER	1	
- 38C	2111232		. . DIODE,SEMICONDUCTOR-TYPE AM	1	
- 38D	5414338		. . RC JUMPER ASSEMBLY	2	
- 38E	347034		. . . CAPACITOR,FXD,PAPER-0.1MFD P/M 10% 600V	1	
- 38F	311447		. . . SPLICE-RC	1	
- 38G	317C03		. . . RESISTOR	1	
- 39	541455E		. COVER-SAFETY	1	
- 40	124E22		. CHANNEL	AR	
- 41	5420647		. RESISTOR ASSEMBLY	2	1
- 42	213536		. . RESISTOR-100 OHMS 1/2 W	1	
- 43	742657		. . JUMPER ASM	1	
- 46	2511795		. HEAT SINK AND SCR ASSEMBLY	2	
- 47	25C3544		. . HEAT SINK	1	
- 48	5219971	H	. . DIODE WITH MICA INSULATOR	2	
- 49	45690		. . WASHER, FL - NC.10 X 7/16 OD X 1/32 THK	1	
- 50	55642C		. . JUMPER	2	
- 51	2180978		. . JUMPER ASSEMBLY, 5 INCHES LONG	1	
- 52	5759664		. . JUMPER ASM,LUG END,BLK- 3 IN. LG.	2	

FOR PARTS  
NOT SHOWN  
SEE FIG. 16

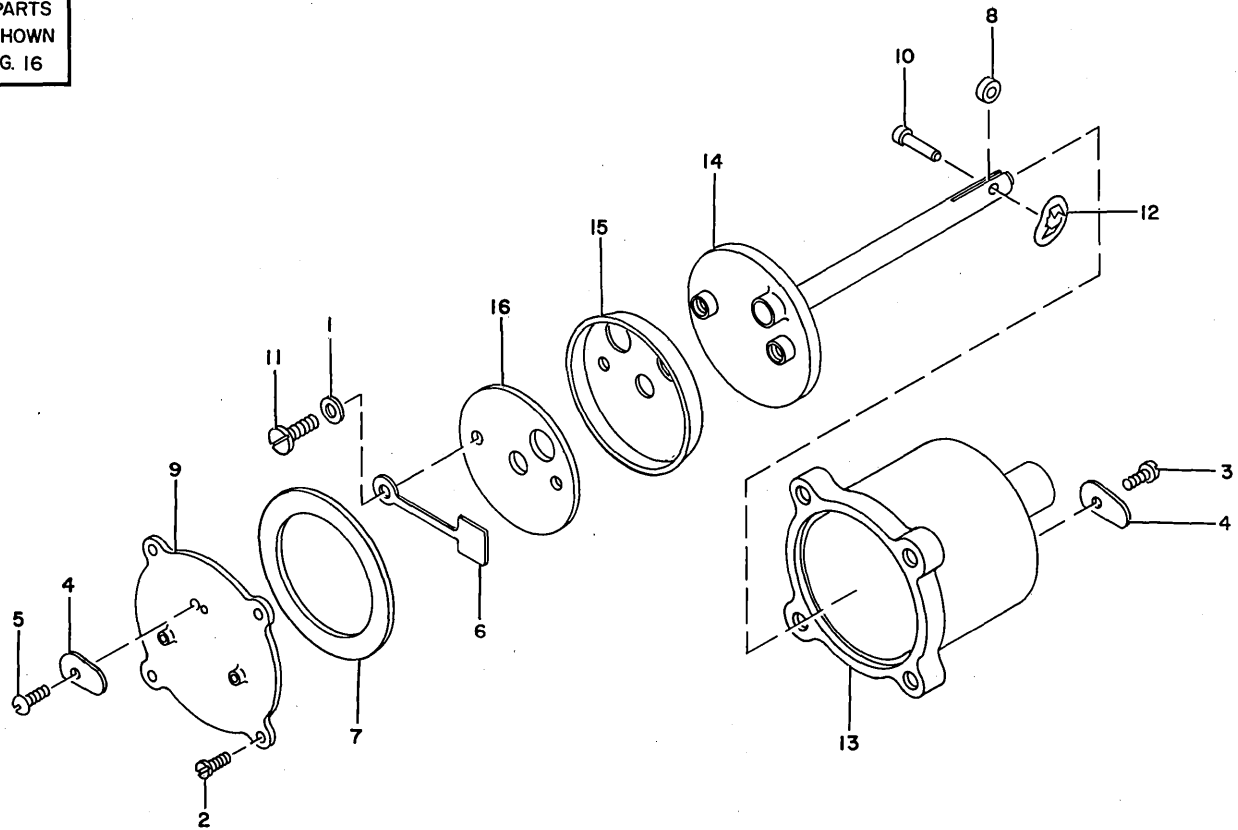


FIGURE 22. AIR CYLINDER ASSEMBLY. SEE LIST 22.

LIST AND INDEX NUMBER	PART NUMBER	DESCRIPTION	1 2 3 4				UNITS PER ASM.	USABLE ON CODE
		AIR CYLINDER ASSEMBLY						
22 -	1105791	CYLINDER ASSEMBLY, AIR SEE LIST 16-45A FOR NEXT HIGHER ASSEMBLY AND FIGURE 22 FOR ILLUSTRATION					REF	
- 1	22478	• WASHER, FL- 0.170 ID 0.375 OD 0.032 THK					1	
- 2	38235	• SCREW MACH 6/32 X .310 LG					4	
- 3	38350	• SCREW, MACH-FIL H 6-32 X 1/4 LG					1	
- 4	1018477	• PLATE-AIR CYLINDER					2	
- 5	1091471	• SCREW					1	
- 6	1100839	• VALVE-AIR CYLINDER					1	
- 7	1100842	• GASKET-AIR CYLINDER					1	
- 8	1100844	• ROLLER-PISTON ROD					1	
- 9	1100845	• COVER-AIR CYLINDER					1	
- 10	1100846	• PIN-PISTON ROD					1	
- 11	1105627	• SCREW					2	
- 12	1106027	• CLIP					1	
- 13	1108813	• HOUSING					1	
- 14	1109622	• PISTON, AIR CYLINDER					1	
- 15	1109625	• GASKET-PISTON					1	
- 16	1109626	• PLATE-AIR CYLINDER					1	

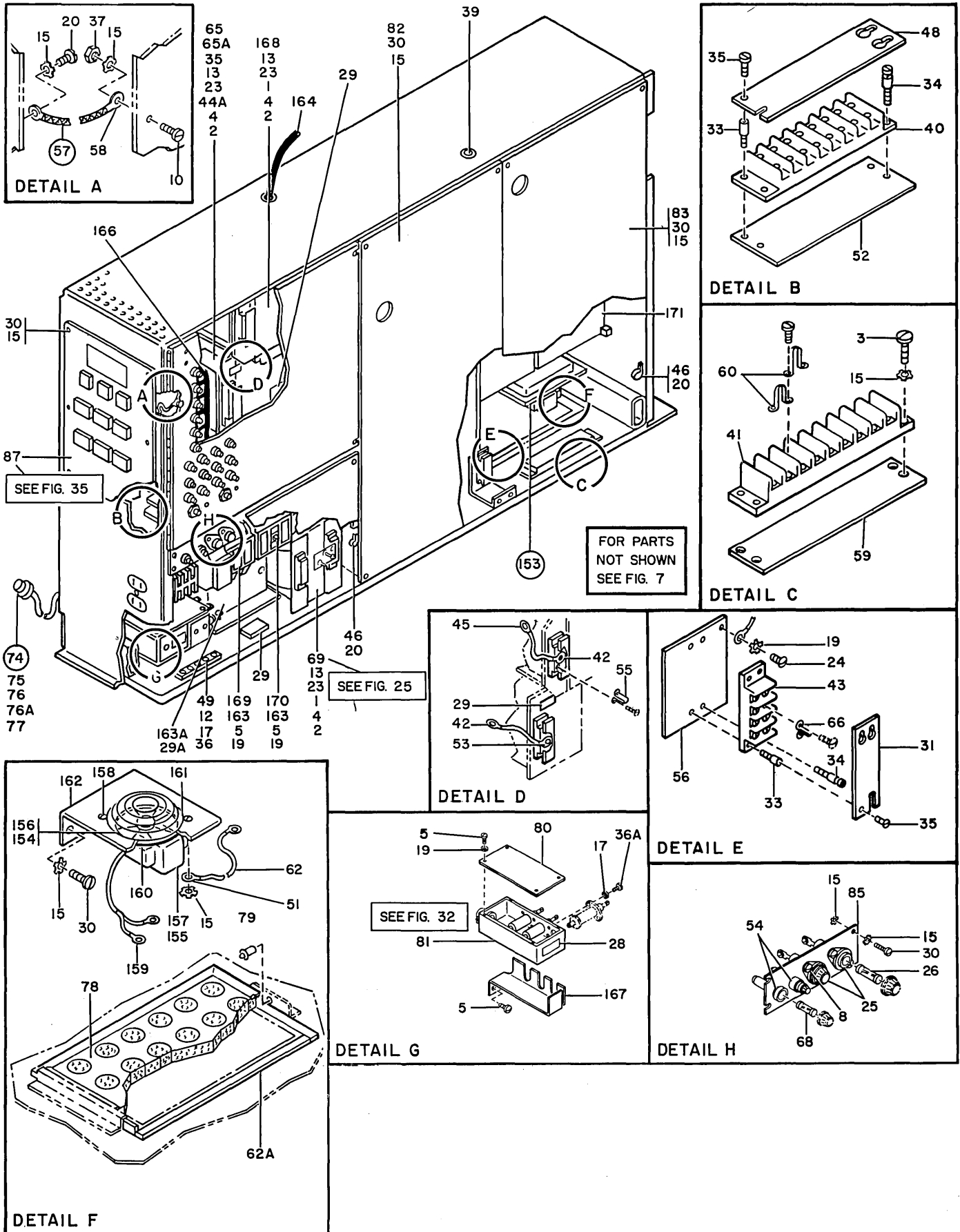


FIGURE 23. POWER SUPPLY ASSEMBLY- 60 CYCLE. USED BEFORE B9 SUFFIX. SHEET 1 OF 2. SEE LIST 23.

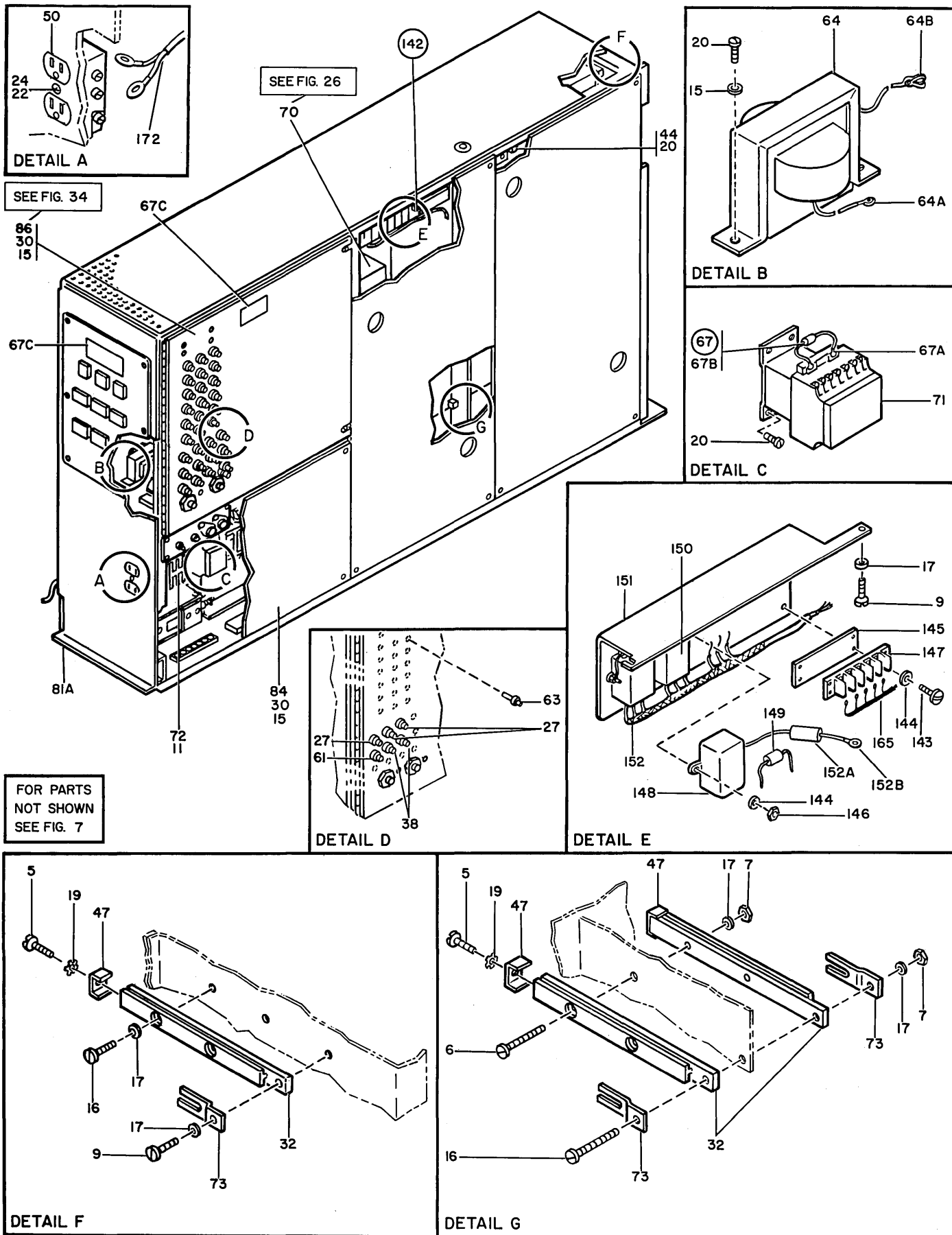


FIGURE 23. POWER SUPPLY ASSEMBLY- 60 CYCLE. USED BEFORE B9 SUFFIX. SHEET 2 OF 2. SEE LIST 23.

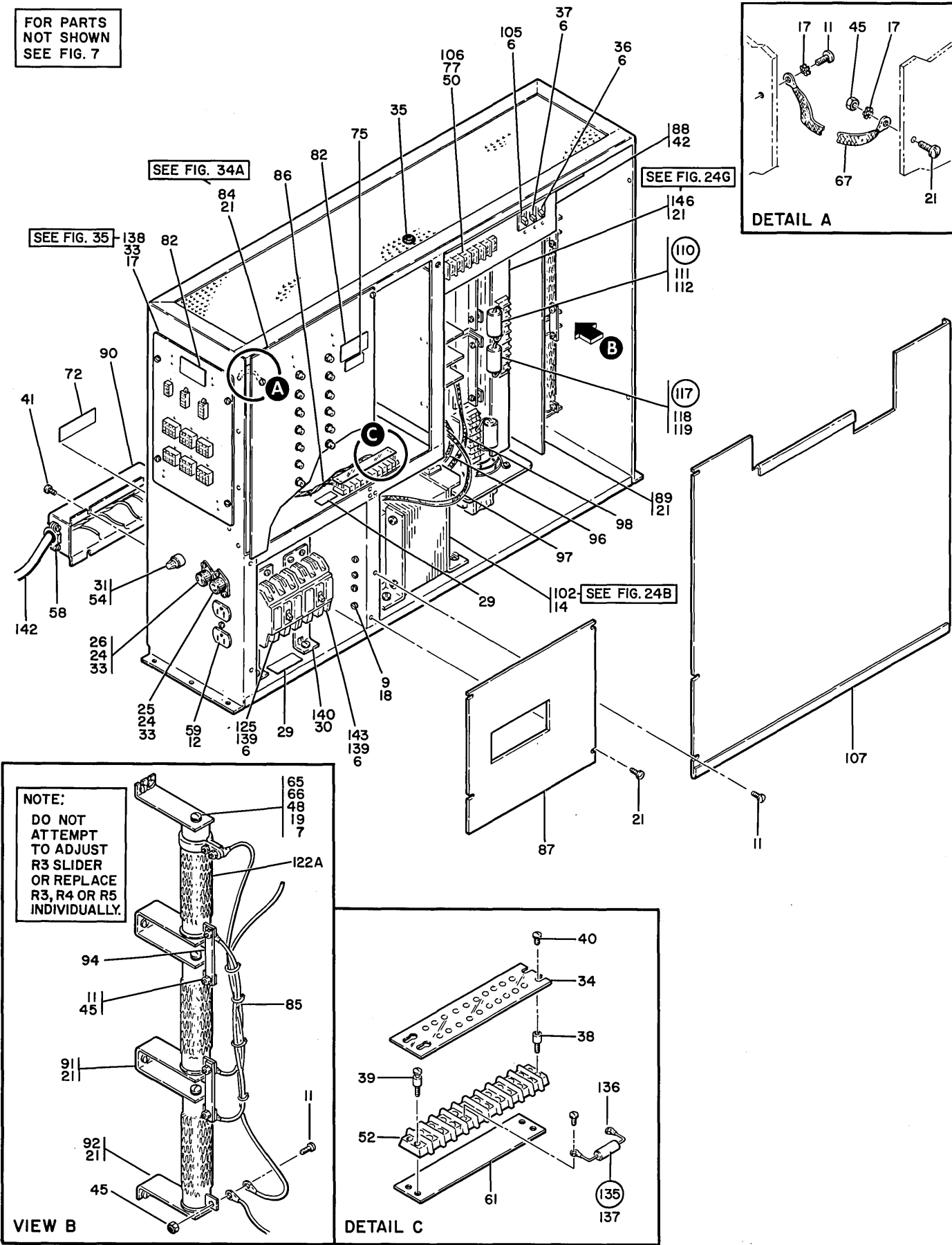
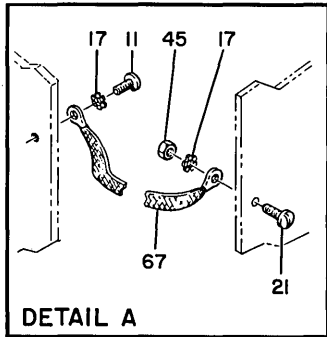
LIST AND INDEX NUMBER	PART NUMBER	DESCRIPTION	UNITS PER ASM.	USABLE ON CODE
		POWER SUPPLY ASSEMBLY- 60 CYCLE-USED BEFORE B9 SUFFIX		
23 -	5412594	POWER SUPPLY 60 CYCLE SEE LIST 7-73 FOR NEXT HIGHER ASSEMBLY AND FIGURE 23 FOR ILLUSTRATION	REF	
- 1	3550	. WASHER,FL- 1/4 X 9/16 OD X 0.050 THK		7
- 2	3960	. NUT,PLAIN,HEX- 1/4-20 X 7/16 FL W	AR	
- 3	5528	. SCREW,MACH BIND HD 8-32 X .625 LG		4
- 4	6535	. WASHER,LOCK-SPLIT 1/4 X 0.493 OD	AR	
- 5	10170	. SCREW-MACH,BIND HD NC. 6-32 X .250 LG	AR	
- 6	10295	. SCREW,MACH-BIND HD 10-32 X 1-1/8 LG		4
- 7	11598	. NUT PLAIN HEX 10/32		6
- 8	24752	. SCREW,MACH-FIL H 8-32 X 5/16 LG		4
- 9	28413	. SCREW,MACH-BIND HD 10-32 X 5/16 LG		4
- 10	34512	. SCREW,BIND.HD 8-32 X .375 LG		1
- 11	38350	. SCREW,MACH-FIL H 6-32 X 1/4 LG		2
- 12	38383	. SCREW,MACH-FIL H 10-32 X 7/16 LG		2
- 13	38688	. SCREW-SUPPGRI & TRIM MOUNTING .750 LONG	AR	
- 15	55501	. WASHER,LOCK-EXT TEETH NO. 8 X 0.381 OD	AR	
- 16	55518	. SCREW,MACH-BIND HD 10-32 X 5/8 LG		10
- 17	56079	. WASHER,LOCK-EXT T .195 ID .410 OD	AR	
- 19	56722	. LOCKWASHER-EXT. TCCTH CD. .150XID. .320		21
- 20	58207	. SCREW,MACH-UNDRCT BIND HD 8-32 X 1/4 LG		8
- 22	62C31	. WASHER,LOCK-INT TEETH NO. 6 X 0.295 OD		1
- 23	76574	. LOCKWASHER-EXT TCCTH ID .267 X OD .510	AR	
- 24	81693	. SCREW,MACH-BIND HD 6-32 X 3/8 LG	AR	
- 25	104615	. FUSEHCLDER		2
- 26	107665	. FUSE,CTG-SLOW BLOW 4 AMP 250V		2
- 27	111257	. FUSE,CARTRIDGE- 4 AMP 250V		3
- 28	138754	. DECAL,INST-LINE V PRESENT W/MACH PWR OFF		1
- 29	138755	. DECAL,INST-LINE V PRESENT W/MACH PWR OFF		2
- 29A	177396	. SCREW,ASMD WASHER-HEX HD 10-32 X 0.406		4
- 30	186759	. SCREW,MACH-BIND HD 8-32 X 5/16 LG		32
- 31	191477	. SHIELD		1
- 32	207382	. RAIL-POWER SUPPLY MOUNTING		8
- 33	210883	. STUD-SHIELD MTG,TAPPED,NO. 6-32		2
- 34	210884	. STUD-SHIELD MTG,NC. 6-32		6
- 35	210984	. SCREW, RD HD MACH-6-32 X .250 LG	AR	
- 36	236849	. SCREW,MACH-BIND HD 10/32 X 1/4 LG	AR	
- 36A	32042	. SCREW, MACH BIND. HD 10-32 X 3/8 LG.		2
- 37	257189	. NUT,HEX- 8-32		1
- 38	261853	. FUSE,CARTRIDGE- 8 AMP 250V		2
- 39	265C59	. GROMMET,RUB-FCR 5/8 HCLE X 1/16 PNL		2
- 40	317145	. TERMINAL BOARD- 8 DBL SCREW TERMINALS		1
- 41	320451	. TERMINAL BOARD- 10 DBL SCREW TERMINALS		1
- 42	322025	. TERMINAL-RING,14-16 AWG,1/4 HCLE,INS		4
- 43	323838	. BLOCK		1
- 44	327921	. CLAMP,CABLE		1
- 44A	333765	. WASHER,FL- 0.265 X 7/8 OD X 1/16 THK		4
- 45	334910	. TERMINAL,RING-14/16 AWG,NC. 6,INS		3
- 46	350663	. CLAMP,CABLE		2
- 47	350886	. STOP		8
- 48	186945	. SHIELD,TERMINAL BOARD- 8 POSITION		1
- 49	352121	. BUS BAR- 6 PCS		1
- 50	357995	. OUTLET-CONVENIENCE,125V-60 CY		1
- 51	359695	. TERMINAL,RING-14/16 AWG,NC. 10,INS		2
- 52	360335	. STRIP,INSULATOR MARKER		1
- 53	360370	. TERMINAL,RING-14/16 AWG,NC. 8,INS		1
- 54	360882	. FUSEHCLDER- 15 AMP 250V AC		2
- 55	367115	. JUMPER-TERMINAL STRIP VDC DISTR BRS		1
- 56	515620	. INSULATOR		1
- 57	526098	. STRAP-GROUNDING 6 IN. LG		1
- 58	2101326	. TERMINAL,RING-10/12 AWG,NO. 10,INS		1

LIST AND INDEX NUMBER	PART NUMBER	DESCRIPTION	UNITS PER ASM.	USABLE ON CODE
		PCWER SUPPLY ASSEMBLY- 60 CYCLE-USED BEFORE B9 SUFFIX -CONT		
23 - 59	550578	. MARKER STRIP- 10 PCS NCS. 1 THRU 10	1	
- 60	596458	. JUMPER-BRASS	2	
- 61	596676	. FUSE,CARTRIDGE- 15 AMP 25CV	1	
- 62	598363	. JUMPER ASM-GRN 7 IN. 14AWG 1 LUG EA ENC	2	
		SEE LIST 43-40C AND -42 FOR COMPONENT PARTS		
- 62A	599557	. SEAL	4	
- 63	615683	. FUSE,CARTRIDGE- 2 AMP 230V	19	
- 64	740560	. TRANSFORMER ASM-PCWER PAC-60 CY	1	
- 64A	52786	. . TERMINAL,SPADE-18/22 AWG,NO. 6,INS	5	
- 64B	313361	. . TERMINAL,SPADE-20/24 AWG,NO. 4,NON-INS	2	
- 65	725006	. TRANSFORMER ASM- 115 V 7.0 AMP	1	
- 65A	186797	. SHIELD- 5 POSITION	1	
- 66	1143227	. JUMPER,BARRIER	1	
- 67	2160917	. DICDE ASM, SILICCN; TYPE AM	2	
- 67A	1092019	. . CLIP	2	
- 67B	2111232	. . DIODE,SEMICONDUCTCR-TYPE AM	1	
- 67C	2503929	. LABEL	2	
- 68	5213806	. FUSE-CARTRIDGE 1.6AMPS, 250VCLTS	2	
- 69	5239460	. POWER SUPPLY ASM-24V 6.5 AMPS 60 CYCLE SEE FIGURE 25 FCR DETAIL BREAKDOWN	1	
- 70	5261080	. PGWER SUPPLY ASM- 12VDC 10 AMPS 60 CYCLE SEE FIGURE 26 FCR DETAIL BREAKDOWN	1	
- 71	5276329	. CONTACTOR, MAGNETIC	1	
- 72	5276701	. CONTACTOR,MAGNETIC 24 VDC	1	
- 73	5318975	. KEEPER,POWER SUPPLY	1	
- 74	5414508	. LINE CORD ASSEMBLY	1	
- 75	186968	. . TERMINAL,RING-10/12 AWG,NO. 8,INS	6	
- 76	2511703	. . CABLE CONNECTCR,MALE	1	
- 76A	2511704	. . GLAND,TERMINATING BRAIC	1	
- 77	2101327	. . TERMINAL,LUG-INS 10/12AWG 1/4 MTG HOLE	3	
- 78	5357064	. FILTER,AIR	2	
- 79	5357135	. CATCH	2	
- 80	5364155	. COVER-FILTER	1	
- 81	5392910	. FILTER BOX ASSEMBLY SEE FIGURE 32 FCR DETAIL BREAKDOWN	1	
- 81A	5412596	. FRAME-POWER SUPPLY	1	
- 82	5412598	. COVER-LEFT	1	
- 83	5412599	. COVER-RIGHT	1	
- 84	5412600	. COVER-AC COMP 60 CYCLE	1	
- 85	5412602	. PANEL-FUSE AC	1	
- 86	5412603	. PANEL ASM- FUSE 60 CYCLE SEE FIGURE 34 FOR DETAIL BREAKDOWN	1	
- 87	5412605	. PANEL ASM- CCONNECTOR 60 CYCLE SEE FIGURE 35 FCR DETAIL BREAKDOWN	1	
-142	5412606	. BRACKET ASSEMBLY-RELAY	1	
-143	35739	. . SCREW,MACH-BIND HD 6-32 X 15/16 LG	4	
-144	62031	. . WASHER,LOCK-INT TEETH NO. 6 X 0.295 OD	7	
-145	126036	. . MARKER STRIP,INSULATING	1	
-146	257187	. . NUT,PLAIN,HEX- 6-32 X 3/8 FL W	3	
-147	322766	. . BLOCK,TERMINAL	1	
-148	441091	. . RELAY ASM-3PDT 115 AC 5 AMP	1	
-149	2111232	. . DIODE,SEMICONDUCTCR-TYPE AM	3	
-150	2128689	. . RELAY,3 POLE DT 472 OHM 24 VOLT C.C.COIL	2	
-151	5412617	. . BRACKET-RELAY	1	
-152	5412623	. . CABLE ASSEMBLY-RELAYS K1,K2,K3 TO TB1 SEE LIST 43-40D FOR COMPONENT PART	1	
-152A	2102508	. . RESISTCR,FXD,HW- 100 OHM P/M 5% 10 W	1	

LIST AND INDEX NUMBER	PART NUMBER	DESCRIPTION				UNITS PER ASM.	USABLE ON CODE
		1	2	3	4		
POWER SUPPLY ASSEMBLY- 60 CYCLE-USED BEFORE B9 SUFFIX -CONT							
23 -152B	334521	. .	TERMINAL, RING-18/22 AWG, AC. 6, INS			1	
-153	5412607	. .	FAN ASM-60 CYCLE			2	
-154	2863	. .	SCREW, MACH-RH 3-48 X 0.250 LG			2	
-155	32042	. .	SCREW, MACH BIND. HD 10-32 X 3/8 LG.			2	
-156	171485	. .	BLADE, FAN			1	
-157	172999	. .	MOTOR- 230V AC			1	
-158	226849	. .	SCREW, MACH-BIND HD 10/32 X 1/4 LG			4	
-159	334521	. .	TERMINAL, RING-18/22 AWG, NO. 6, INS			2	
-160	557344	. .	GUARD			1	
-161	557347	. .	GUARD			1	
-162	5412613	. .	BRACKET-FAN MTG 60 CYCLE			1	
-163	5412608	. .	BRACKET BREAKER MTG			4	
-163A	5412610	. .	BRACKET-CIRCUIT BREAKER, 60 CYCLE			1	
-164	5412619	. .	CABLE ASSEMBLY, 60 CYCLE AC SEE LIST 43-7, -20, -39, -40A, -40C, -40D, -40F, -42, -52, -57, -57A AND -57B FOR COMPONENT PARTS			1	
-165	5412620	. .	CABLE ASSEMBLY, 60 CYCLE DC DISTRIBUTION SEE LIST 43-20, -40A, -40C, 40D, 40F, -49A AND -57B FOR COMPONENT PARTS			1	
-166	5412624	. .	CABLE ASSEMBLY-60/50 CCNN PANEL TO FUSE SEE LIST 43-52 FOR COMPONENT PART			1	
-167	5412627	. .	COVER, SAFETY-FILTER			1	
-168	5412649	. .	TRANSFORMER, 195-235V			1	
-169	5719453	. .	CIRCUIT BREAKER-30 AMP, 3 POLE 240V			1	
-170	5719454	. .	CIRCUIT BREAKER, 15 AMP 240 VOLT 3 POLE			1	
-171	5738320	. .	POWER SUPPLY ASM- 12VDC 18 AMPS 60 CYCLE			3	
-172	2504225	. .	CABLE ASSEMBLY, 60 CYCLE, CONV. OUTLET SEE LIST 43-40C, -40D, -40F AND -42 FOR COMPONENT PARTS			1	



FOR PARTS  
NOT SHOWN  
SEE FIG. 7



**NOTE:**  
DO NOT  
ATTEMPT  
TO ADJUST  
R3 SLIDER  
OR REPLACE  
R3, R4 OR R5  
INDIVIDUALLY.

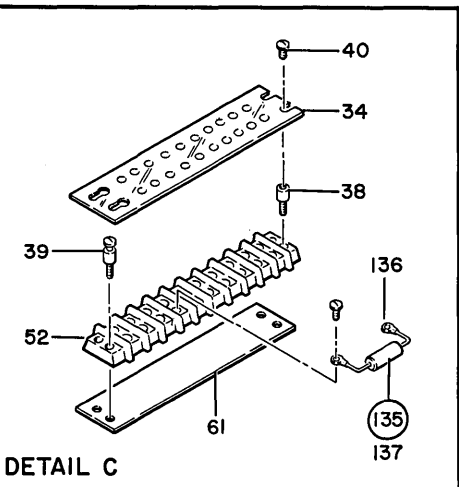
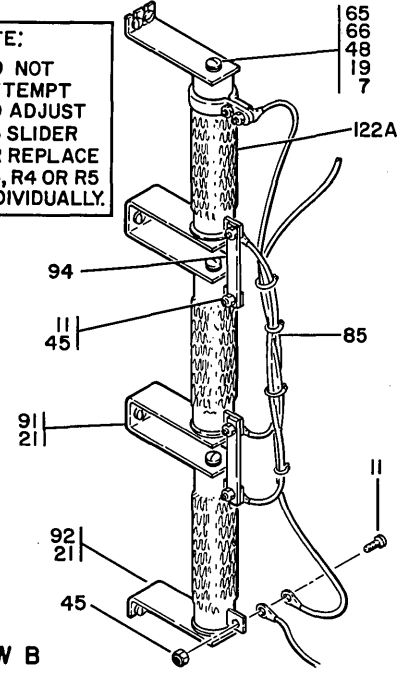


FIGURE 23A. POWER SUPPLY ASSEMBLY- 60 CYCLE. USED FROM B9 SUFFIX TO CURRENT. SHEET 1 OF 2. SEE LIST 23A.

FOR PARTS  
NOT SHOWN  
SEE FIG. 7

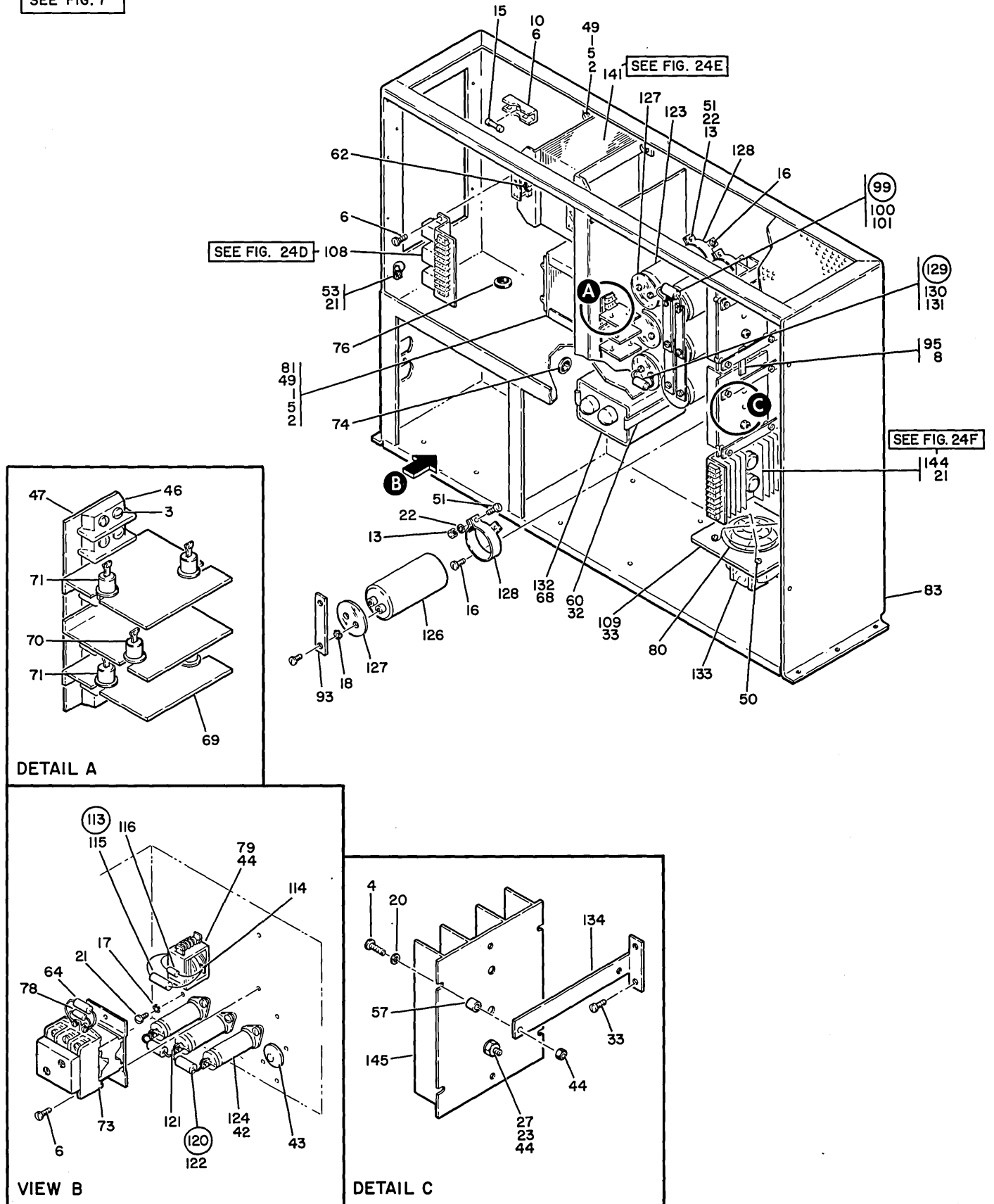


FIGURE 23A. POWER SUPPLY ASSEMBLY- 60 CYCLE. USED FROM B9 SUFFIX TO CURRENT. SHEET 2 OF 2. SEE LIST 23A.

LIST AND INDEX NUMBER	PART NUMBER	DESCRIPTION				UNITS PER ASM.	USABLE ON CODE
		1	2	3	4		
		POWER SUPPLY ASSEMBLY-60 CYCLE-USED FROM B9 TO CURRENT					
23A-	2510850	POWER SUPPLY ASSEMBLY- 60 CYCLE SEE LIST 7-73 FOR NEXT HIGHER ASSEMBLY AND FIGURE 23A FOR ILLUSTRATION				REF	
- 1	3550	• WASHER,FL- 1/4 X 9/16 OD X 0.050 THK				8	
- 2	3560	• NUT,PLAIN,HEX- 1/4-20 X 7/16 FL W				8	
- 3	5528	• SCREW,MACH BIND HD 8-32 X .625 LG				4	
- 4	5644	• SCREW,MACH-FIL H 6-32 X 5/8 LG				8	
- 5	6935	• WASHER,LOCK-SPLIT 1/4 X 0.493 OD				8	
- 6	10170	• SCREW-MACH,BIND HD NC. 6-32 X .250 LG				21	
- 7	11598	• NUT PLAIN HEX 10/32				3	
- 8	28413	• SCREW,MACH-BIND HD 10-32 X 5/16 LG				2	
- 9	32042	• SCREW, MACH BIND. HD 10-32 X 3/8 LG.				4	
- 10	32676	• BLOCK,FUSE-SINGLE PCLE				1	
- 11	34512	• SCREW,BIND.HD 8-32 X .375 LG				12	
- 12	35739	• SCREW,MACH-BIND HD 6-32 X 15/16 LG				1	
- 13	38051	• NUT,PLAIN,HEX- 6-32 X 1/4 FL W STL				7	
- 14	38686	• SCREW,MACH-HEX HD 1/4-20 X 1/2 LG				4	
- 15	53436	• FUSE,CARTRIDGE- 0.2 AMP				1	
- 16	55726	• SCREW-BD HD 6-32 X .188 LG				14	
- 17	55901	• WASHER,LOCK-EXT TEETH NO. 8 X 0.381 OD				7	
- 18	56079	• WASHER,LOCK-EXT T .195 ID .410 OD				12	
- 19	56121	• WASHER,LOCK-INT TEETH NO. 10 X 0.381 OD				3	
- 20	56722	• LOCKWASHER-EXT. TEETH CD. .150XID. .320				8	
- 21	58207	• SCREW,MACH-UNDRCT BIND HD 8-32 X 1/4 LG				27	
- 22	62031	• WASHER,LOCK-INT TEETH NO. 6 X 0.295 OD				7	
- 23	81693	• SCREW,MACH-BIND HD 6-32 X 3/8 LG				2	
- 24	104615	• FUSEHOLDER				2	
- 25	107669	• FUSE,CARTRIDGE- 10 AMP 100%-10% 45V				1	
- 26	122641	• FUSE,CARTRIDGE- 8 AMP 250 VCLT				1	
- 27	127324	• SEMICONDUCTOR DEVICE,D10- 150V 30 AMP				2	
- 29	138755	• DECAL,INST-LINE V PRESENT W/MACH PWR OFF				2	
- 30	140425	• SCREW,MACH-HEX HD 10-32 X 5/16 LG				4	
- 31	179946	• HOLDER-FUSE				1	
- 32	1E6758	• SCREW,MACH-BIND HD 8-32 X 7/16 LG				2	
- 33	1E6759	• SCREW,MACH-BIND HD 8-32 X 5/16 LG				18	
- 34	186943	• SHIELD- 10 POSITION				1	
- 35	204362	• GRMMET,RUB-FDR 5/8 HCLE X 1/16 PNL				1	
- 36	207349	• CIRCUIT BREAKER- 1 PCLE 60V DC 8 AMP				1	
- 37	207351	• CIRCUIT BREAKER- 1 PCLE 60V DC 12 AMP				1	
- 38	210883	• STUD-SHIELD MTG,TAPPED,NO. 6-32				1	
- 39	210884	• STUD-SHIELD MTG,NO. 6-32				3	
- 40	210984	• SCREW, RD HD MACH-6-32 X .250 LG				1	
- 41	221790	• SCREW,MACH-BIND HD 8-32 X 3/16 LG				4	
- 42	236849	• SCREW,MACH-BIND HD 10/32 X 1/4 LG				9	
- 43	246463	• PLUG,BUTTON				1	
- 44	257187	• NUT,PLAIN,HEX- 6-32 X 3/8 FL W				11	
- 45	257189	• NUT,HEX- 8-32				7	
- 46	315956	• STRIP-TERMINAL				1	
- 47	315957	• STRIP,MARKER-TERM BD 8 PCS 1 THRU 8				1	
- 48	322023	• SCREW,MACH,RCUND HD- 10-32NCA X 7 IN. LG				3	
- 49	322028	• SCREW,MACH-BIND HD 1/4-20 X 3/4 LG				8	
- 50	322065	• SCREW,MACH-BIND HD 6-32 X 5/8 LG				8	
- 51	322550	• SCREW,MACH-BIND HD 6-32 X 1/2 LG				7	
- 52	322767	• TERMINAL BOARD- 10 DBL SCREW TERMINALS				1	
- 53	327922	• CLAMP, CABLE-.625 DIAMETER				1	
- 54	322009	• FUSE,CARTRIDGE- 2 AMP				1	
- 57	337549	• INSULATOR - HEAT SINK MOUNTING				8	
- 58	342250	• ADAPTER,CABLE TC CONNECTOR				1	
- 59	357995	• OUTLET-CONVENIENCE,125V-60 CY				1	
- 60	361968	• BRACKET,CAPACITOR MTG				2	
- 61	363434	• STRIP,MARKER-PCS 1 THRU 10				1	
- 62	367115	• JUMPER-TERMINAL STRIP VDC DISTR BRS				1	
- 64	4E2155	• CAPACITOR,FXD,ELEC- 10MFD 100%-10% 150V				1	
- 65	515380	• WASHER,CENTERING- .199 ID 1-1/8 OD				6	
- 66	515381	• WASHER,MICA- 11/16 IDX1-3/8 ODX1/32THK				6	
- 67	526098	• STRAP-GROUNDING 6 IN. LG SEE LIST 43,INDEX NUMBER -46A FOR COMPONENT PART				1	
- 68	526378	• CAP-INSULATION				2	
- 69	589721	• HEAT SINK				3	
- 70	598353	• SEMICONDUCTOR DEVICE,D10- 100V 10 AMP				2	
- 71	598355	• RECTIFIER,SILICON				4	
- 72	646007	• LABEL,WARNING				1	

LIST AND INDEX NUMBER	PART NUMBER	DESCRIPTION	UNITS PER ASM.	USABLE ON CODE
		POWER SUPPLY ASSEMBLY-60 CYCLE-USED FROM 89 TO CURRENT -CONT		
23A- 73	824366	• CONTACTOR- 3 POLE 30 AMP 24VDC	1	
- 74	828573	• CLAMP	1	
- 75	845762	• DECAL-VOLTAGE	1	
- 76	2100310	• GROMMET	1	
- 77	21C1342	• MARKER,TERMINAL BCARC- 8 POSITION	1	
- 78	2111232	• DIODE,SEMICONDUCTOR-TYPE AM	1	
- 79	2145046	• RELAY,3PCLE DT 24VCLT CCIL	1	
- 80	2172166	• GUARD, 60 CYCLE FAN	1	
- 81	2192521	• TRANSFORMER ASM	1	
- 82	2503929	• LABEL	2	
- 83	2510860	• FRAME,POWER SUPPLY	1	
- 84	2510861	• PANEL ASSEMBLY,FUSE- 60 CYCLE SEE FIGURE 34A FCR DETAIL BREAKDOWN	1	
- 85	2510867	• CABEL ASM,DC- 50/60 CYCLE SEE LIST 43,INDEX NUMBERS -40A,-40B,-40C -40D,-40E,-40F,-40H,-42,-42A,-44,-46, -50A,-57 AND -57B FOR COMPONENT PARTS	1	
- 86	2510868	• CABEL ASM,AC- 60 CYCLE SEE LIST 43,INDEX NUMBERS -1,-2,-3,-7, -16,-23A,-39,-40C,-40D,-42,-44,-49A,-50A -52,-57 AND -57B FCR COMPONENT PARTS	1	
- 87	2510869	• COVER,AC COMP	1	
- 88	2510870	• PLATE,CIRCUIT BREAKER MTG	1	
- 89	2510871	• BRACKET,HEAT SHIELD	1	
- 90	2510873	• HOUSING,FILTER CAPS	1	
- 91	2510875	• BRACKET,RESISTOR MTG	2	
- 92	2510876	• BRACKET,RESISTOR MTG	2	
- 93	2510877	• BUS BAR,CAPS	6	
- 94	2510878	• BUS BAR,RESISTORS	2	
- 95	2510879	• BUS STRAP,HEAT SINK	1	
- 96	2510880	• STRAP,JUMPER- 11.5 IN. LG	1	
- 97	2510881	• STRAP,JUMPER- 14 IN. LG	1	
- 98	2510882	• STRAP,JUMPER- 16 IN. LG	1	
- 99	2510884	• RESISTOR ASM- 25 CHMS 25W	1	
-100	31712E	• RESISTOR,FIXED,HW-2K CHMS P/M 10% 25W	1	
-101	359695	• TERMINAL,RING-14/16 AWG,NO. 10,INS	2	
-102	2510886	• FERRO AND CABLE ASM- 60 CYCLE SEE FIGURE 24B FOR DETAIL BREAKDOWN	1	
-105	2510885	• CIRCUIT PROTECTOR	1	
-106	2510890	• TERMINAL BLOCK, 8 POSITION	1	
-107	2510895	• COVER,DC SECTION	1	
-108	2510896	• RELAY ASSEMBLY- 50/60 CYCLE SEE FIGURE 24D FCR DETAIL BREAKDOWN	1	
-109	2510915	• BRACKET,FAN MTG	1	
-110	2510916	• CAPACITOR ASM- 350 MFD 30VDC	2	
-111	52784	• TERMINAL,RING-18/22 AWG,NO. 8,INS	1	
-112	208236	• CAPACITOR,FXD,ELEC- 350MF	2	
-113	2510918	• DIODE CAPACITOR ASM	1	
-114	334921	• TERMINAL,RING-18/22 AWG,NO. 6,INS	2	
-115	482155	• CAPACITOR,FXD,ELEC- 10MFD 100%-10% 150V	1	
-116	2111232	• DIODE,SEMICONDUCTOR-TYPE AM	1	
-117	2510919	• CAPACITOR ASM- 600 MFD 25VDC	1	
-118	52784	• TERMINAL,RING-18/22 AWG,NO. 8,INS	2	
-119	207362	• CAPACITOR,FXD,ELEC- 600 UF P100M10% 25V	1	
-120	2510920	• RESISTOR ASM- 1 MEG OHM P/M 5% 1W	2	
-121	334768	• TERMINAL,RING-16-22 AWG 1/4 MTG HOLE	1	
-122	503498	• RESISTOR,FXD, 1 MEG OHM P/M 5% 1W	1	
-122A	2510921	• RESISTOR ASSEMBLY- R3,R4,R5 DO NOT ATTEMPT TO ADJUST R3 SLIDER OR REPLACE R3,R4,OR R5 INDIVIDUALLY	1	
-123	5213311	• CAPACITOR,ELEC- 66000MF 100%-10% 6VDCW	1	
-124	5213571	• CAPACITOR	3	
-125	5213815	• CIRCUIT BREAKER- 20A 240V 3 POLE	1	
-126	5214C73	• CAPACITOR,ELEC- 32000MF 75%-10% 40VDCW	6	
-127	5240477	• SHIELD,CAPACITOR	7	
-128	5240478	• CLAMP,CAPACITOR	7	
-129	5261603	• RESISTOR ASM- 330 OHM 5W	1	
-130	207325	• RESISTOR,FXD- 330 OHM 5W	1	
-131	334532	• TERMINAL,RING-18/22 AWG,NO. 10,INS	2	
-132	5315835	• CAPACITOR, PAPER-40UF 330 VOLT	1	
-133	5357090	• FAN-BOTTOM GUARD-60 HZ	1	
-134	5362037	• BRACKET-HEATSINK	4	



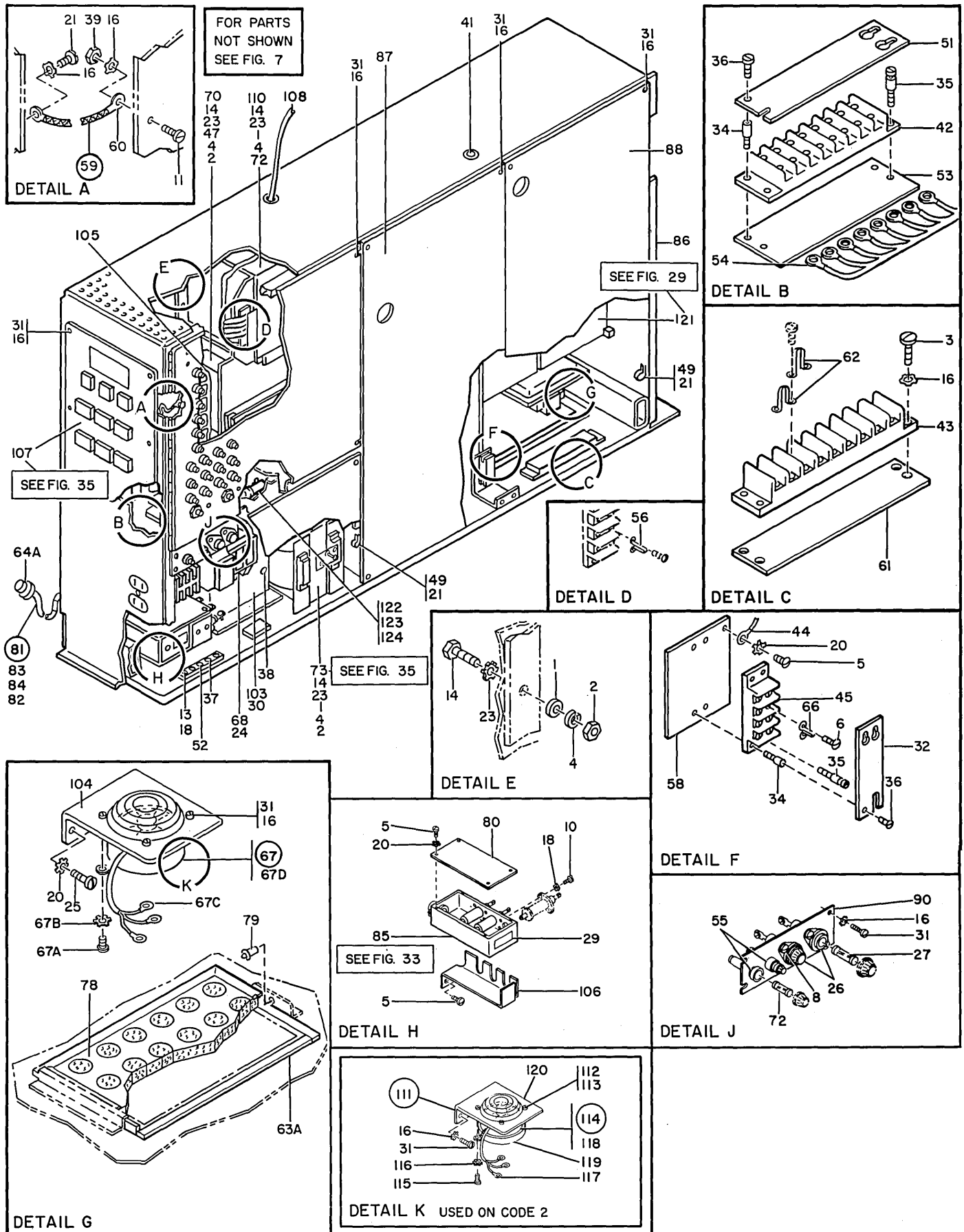


FIGURE 24. POWER SUPPLY ASSEMBLY- 50 CYCLE. USED BEFORE B9 SUFFIX. SHEET 1 OF 2. SEE LIST 24.

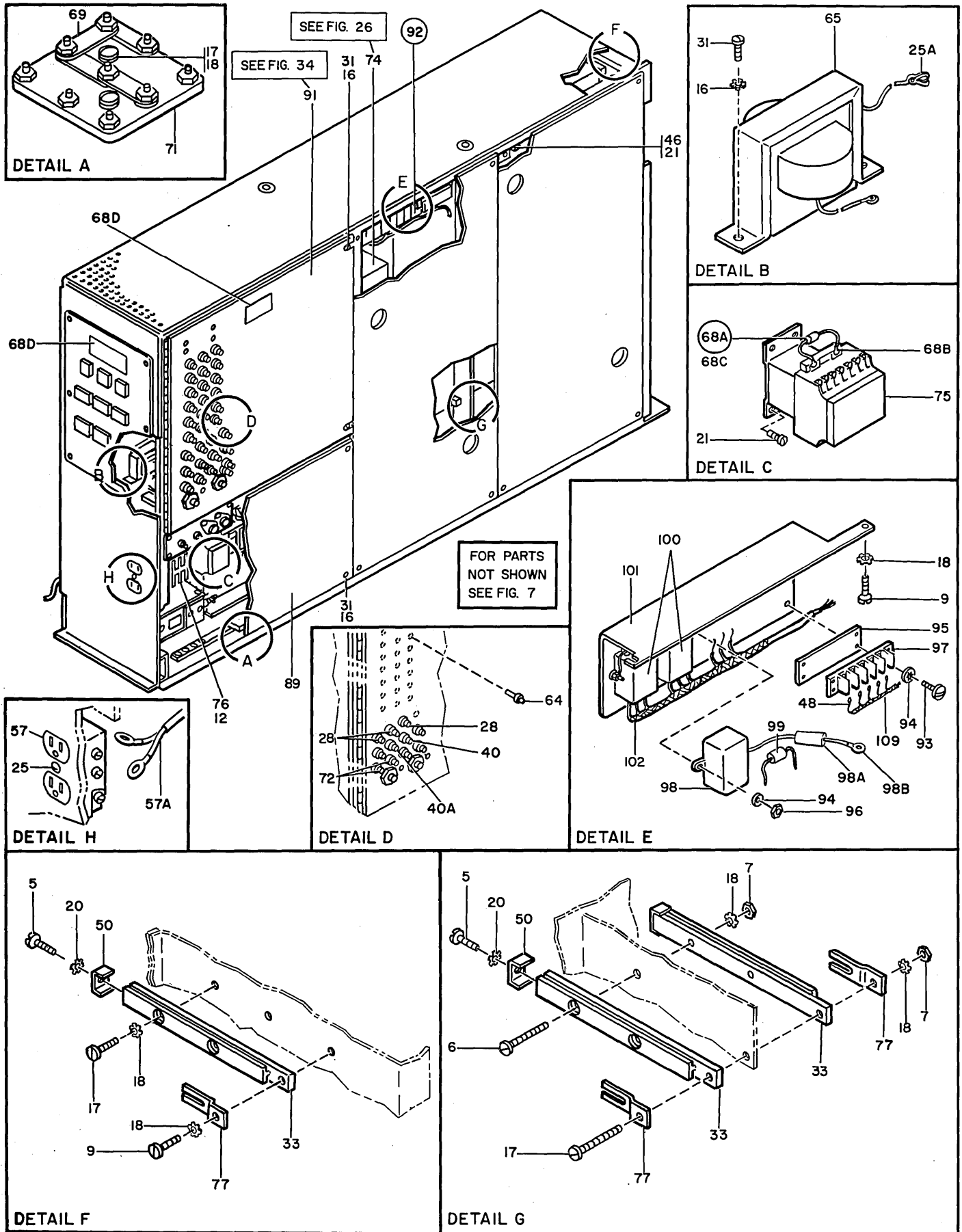


FIGURE 24. POWER SUPPLY ASSEMBLY- 50 CYCLE. USED BEFORE B9 SUFFIX. SHEET 2 OF 2. SEE LIST 24.

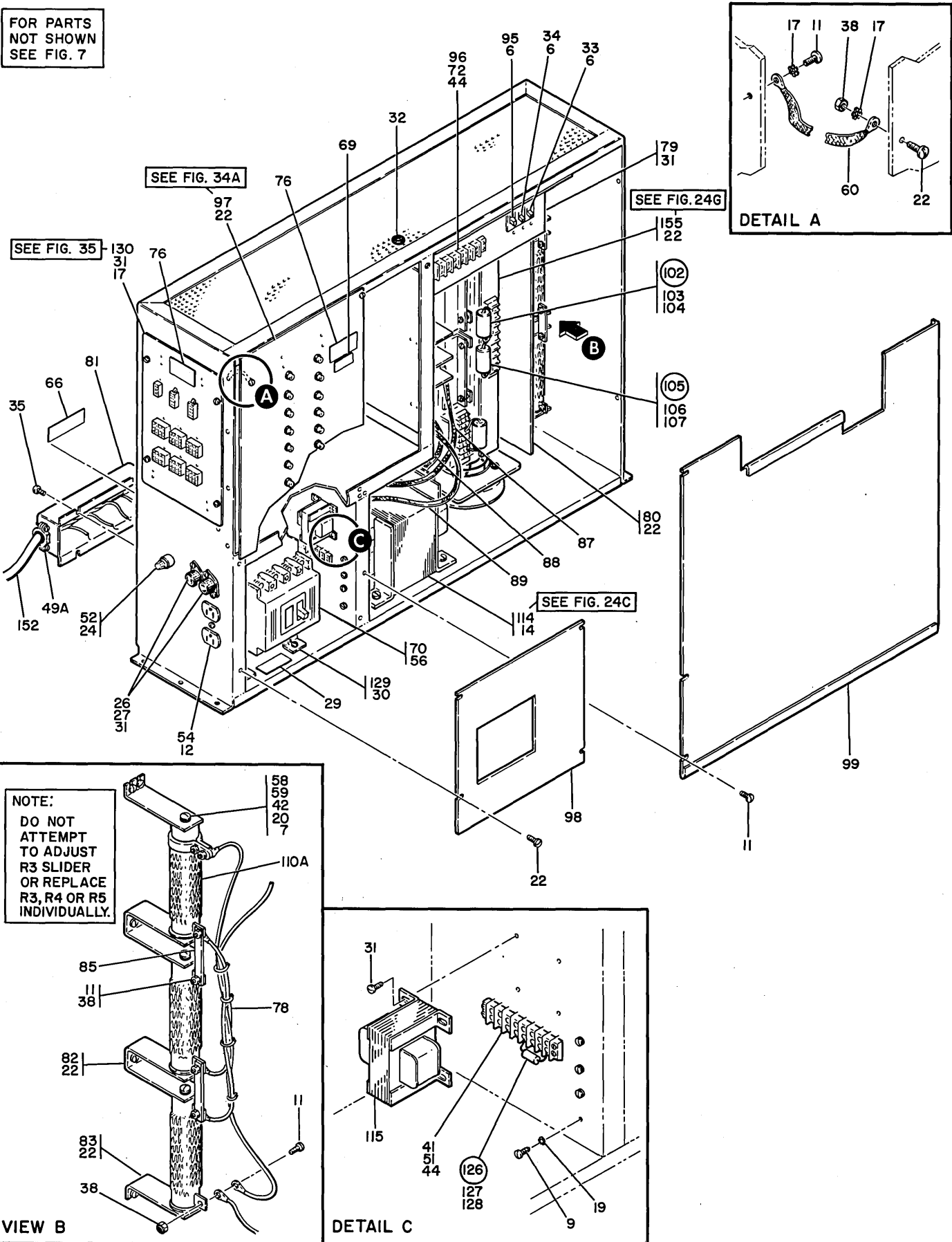
LIST AND INDEX NUMBER	PART NUMBER	DESCRIPTION				UNITS PER ASM.	USABLE ON CODE
		1	2	3	4		
		POWER SUPPLY ASSEMBLY- 50 CYCLE-USED BEFORE B9 SUFFIX					
24 -		CODE 1 USED CN ASM PRICR TO E6 SUFFIX CODE 2 USED CN ASM FRCP E6 TC CURRENT CODE 3 USED CN ASM PRICR TO L6 SUFFIX CODE 4 USED CN ASM FRCP L6 TC CURRENT					
	5412595	POWER SUPPLY 50 CYCLE				REF	
		SEE LIST 7-73 FOR NEXT HIGHER ASSEMBLY AND FIGURE 24 FOR ILLUSTRATION					
- 1	3550	. WASHER,FL- 1/4 X 9/16 OD X 0.050 THK				7	
- 2	3560	. NUT,PLAIN,HEX- 1/4-20 X 7/16 FL W				11	
- 3	5528	. SCREW,MACH BIND HD 8-32 X .625 LG				4	
- 4	6535	. WASHER,LOCK-SPLIT 1/4 X 0.493 OD				11	
- 5	10170	. SCREW-MACH,BIND HD NC. 6-32 X .250 LG				AR	
- 6	10295	. SCREW,MACH-BIND HD 10-32 X 1-1/8 LG				4	
- 7	11598	. NUT PLAIN HEX 10/32				6	
- 8	24752	. SCREW,MACH-FIL H 8-32 X 5/16 LG				4	
- 9	28413	. SCREW,MACH-BIND HD 10-32 X 5/16 LG				6	
- 10	32642	. SCREW, MACH BIND. HD 10-32 X 3/8 LG.				2	
- 11	34512	. SCREW,BIND.HD 8-32 X .375 LG				1	
- 12	38350	. SCREW,MACH-FIL H 6-32 X 1/4 LG				2	
- 13	38383	. SCREW,MACH-FIL H 10-32 X 7/16 LG				2	
- 14	38688	. SCREW-SUPPRT & TRIM MOUNTING .750 LONG				11	
- 16	55501	. WASHER,LOCK-EXT TEETH NO. 8 X 0.381 OD				40	
- 17	55918	. SCREW,MACH-BIND HD 10-32 X 5/8 LG				12	
- 18	56079	. WASHER,LOCK-EXT T .195 ID .410 OD				AR	
- 20	56722	. LOCKWASHER-EXT. TGCTH OD. .150XIC. .320				13	
- 21	58207	. SCREW,MACH-UNDRCT BIND HD 8-32 X 1/4 LG				6	
- 23	76574	. LOCKWASHER-EXT ICCTH ID .267 X OD .510				11	
- 24	81142	. SCREW,MACH-FIL H 10-32 X 1-1/2 LG				3	
- 25	E1693	. SCREW,MACH-BIND HD 6-32 X 3/8 LG				AR	
- 25A	92786	. TERMINAL,SPADE-18/22 AWG,NO. 6,INS				3	
- 26	1C4615	. FUSEHOLDER				2	
- 27	1C7668	. FUSE,CARTRIDGE-TIME DELAY 8 AMP 250V				2	
- 28	111257	. FUSE,CARTRIDGE- 4 AMP 250V				3	3
- 28	8036623	. FUSE,CARTRIDGE				3	4
- 29	138754	. DECAL,INST-LINE V PRESENT W/MACH PWR OFF				2	
- 30	177396	. SCREW,ASMD WASHER-HEX HD 10-32 X 0.406				4	
- 31	186759	. SCREW,MACH-BIND HD 8-32 X 5/16 LG				34	
- 32	191477	. SHIELD				1	
- 33	2C7382	. RAIL-POWER SUPPLY MOUNTING				8	
- 34	210883	. STUD-SHIELD MTG,TAPPED,NC. 6-32				2	
- 35	210884	. STUD-SHIELD MTG,NO. 6-32				6	
- 36	210984	. SCREW, RD HD MACH-6-32 X .250 LG				2	
- 37	236849	. SCREW,MACH-BIND HD 10/32 X 1/4 LG				6	
- 38	250525	. SCREW,MACH-BIND HD 10-32 X 3/16 LG				1	
- 39	257185	. NUT,HEX- 8-32				1	
- 40	261853	. FUSE,CARTRIDGE- 8 AMP 250V				1	
- 40A	8036624	. FUSE,CARTRIDGE				1	
- 41	265059	. GROMMET,RUB-FOR 5/8 HOLE X 1/16 PNL				2	
- 42	317145	. TERMINAL BOARD- 8 DBL SCREW TERMINALS				1	
- 43	320451	. TERMINAL BOARD- 10 DBL SCREW TERMINALS				1	
- 44	322025	. TERMINAL-RING,14-16 AWG,1/4 HOLE,INS				4	
- 45	323838	. BLOCK				1	
- 46	327921	. CLAMP,CABLE				1	
- 47	323769	. WASHER,FL- 0.265 X 7/8 OD X 1/16 THK				4	
- 48	334910	. TERMINAL,RING-14/16 AWG,NO. 6,INS				1	
- 49	350663	. CLAMP,CABLE				2	
- 50	350886	. STOP				8	
- 51	186945	. SHIELD,TERMINAL BOARD- 8 POSITION				1	
- 52	352121	. BUS BAR- 6 PCS				1	
- 53	360339	. STRIP,INSULATOR MARKER				1	
- 54	360370	. TERMINAL,RING-14/16 AWG,NO. 8,INS				1	
- 55	360882	. FUSEHOLDER- 15 AMP 250V AC				2	
- 56	367115	. JUMPER-TERMINAL STRIP VDC DISTR BRS				1	
- 57	418835	. OUTLET-CONVENIENCE,220V				1	
- 57A	2504224	. CABLE ASSEMBLY,50 CYCLE,CCNV. OUTLET SEE LIST 43-40B,-40C,-40D,40F AND -42 FOR COMPONENT PARTS				1	
- 58	515620	. INSULATOR				1	
- 59	526098	. STRAP-GROUNDING 6 IN. LG				1	
- 60	21C1326	. TERMINAL,RING-10/12 AWG,NO. 10,INS				2	



LIST AND INDEX NUMBER	PART NUMBER	DESCRIPTION	UNITS PER ASM.	USABLE ON CODE
		POWER SUPPLY ASSEMBLY- 50 CYCLE-USED BEFORE B9 SUFFIX -CONT		
24 - 61	550578	. MARKER STRIP- 10 PCS NCS. 1 THRU 10	1	
- 62	596458	. JUMPER-BRASS	2	
- 63A	599557	. SEAL	AR	
- 64	615683	. FUSE,CARTRIDGE- 2 AMP 230V	19	
- 64A	719495	. CONNECTOR-30AMP	1	
- 65	740561	. TRANSFORMER-50 CY	1	
- 66	1143227	. JUMPER,BARRIER	1	
- 67	2086596	. FAN ASSEMBLY	2	1
- 67A	38235	. . SCREW MACH 6/32 X .310 LG	1	
- 67B	56722	. . LOCKWASHER-EXT. TCCTH CC. .150XID. .320	1	
- 67C	334921	. . TERMINAL,RING-18/22 AWG,NO. 6,INS	4	
- 67D	4120171	. . FAN-50 HZ	1	
- 68	2086875	. CIRCUIT BREAKER	1	
- 68A	2160917	. DICDE ASM, SILICON, TYPE AM	2	
- 68B	1092C19	. . CLIP	2	
- 68C	2111232	. . DIODE, SEMICONDUCTOR-TYPE AM	1	
- 68D	25C3929	. LABEL	2	
- 69	4064448	. JUMPER-SWITCH	4	
- 70	4118389	. TRANSFORMER,AUTO	1	
- 71	4121259	. SWITCH BOARD	1	
- 72	5213806	. FUSE-CARTRIDGE 1.6AMPS, 250VCLTS	4	
- 73	5239470	. POWER SUPPLY ASM- 24V 6.5AMPS 50 CYCLE	1	
- 74	5261680	SEE FIGURE 25 FOR DETAIL BREAKDOWN . POWER SUPPLY ASM- 12VDC 10AMPS 50 CYCLE SEE FIGURE 26 FOR DETAIL BREAKDOWN	1	
- 75	5276329	. CONTACTOR, MAGNETIC	1	
- 76	5276701	. CONTACTOR,MAGNETIC 24 VDC	1	
- 77	5318975	. KEEPER,POWER SUPPLY	8	
- 78	5357064	. FILTER,AIR	2	
- 79	5357135	. CATCH	2	
- 80	5364155	. COVER-FILTER	1	
- 81	5414510	. LINE CORD ASSEMBLY	1	
- 82	359695	. . TERMINAL,RING-14/16 AWG,NO. 10,INS	2	
- 83	166568	. . TERMINAL,RING-10/12 AWG,NO. 8,INS	1	
- 84	2101327	. . TERMINAL,LUG-INS 10/12AWG 1/4 MTG HOLE	4	
- 85	5392934	. FILTER BOX ASSEMBLY SEE FIGURE 33 FOR DETAIL BREAKDOWN	1	
- 86	5412596	. FRAME-POWER SUPPLY	1	
- 87	5412598	. COVER-LEFT	1	
- 88	5412599	. COVER-RIGHT	1	
- 89	5412601	. COVER-AC COMP 50 CYCLE	1	
- 90	5412602	. PANEL-FUSE AC	1	
- 91	5412604	. PANEL ASM- FUSE 50 CYCLE	1	
- 92	5412606	SEE FIGURE 34 FOR DETAIL BREAKDOWN . BRACKET ASSEMBLY-RELAY	1	
- 93	35739	. . SCREW,MACH-BIND HD 6-32 X 15/16 LG	4	
- 94	62C31	. . WASHER,LOCK-INT TEETH NO. 6 X 0.295 OD	7	
- 95	126C36	. . MARKER STRIP,INSULATING	1	
- 96	257187	. . NUT,PLAIN,HEX- 6-32 X 3/8 FL W	3	
- 97	322766	. . BLOCK,TERMINAL	1	
- 98	441091	. . RELAY ASM-3PDT 115 AC 5 AMP	1	
- 98A	2102508	. . RESISTOR,FXD,WW- 100 OHM P/M 5% 10 W	1	
- 98B	334921	. . TERMINAL,RING-18/22 AWG,NO. 6,INS	1	
- 99	2111232	. . DIODE, SEMICONDUCTOR-TYPE AM	3	
-100	2128689	. . RELAY,3 POLE DT 472 OHM 24 VOLT D.C.COIL	2	
-101	5412617	. . BRACKET-RELAY	1	
-102	5412623	. . CABLE ASSEMBLY-RELAYS K1,K2,K3 TO TB1 SEE LIST 43-40D FOR COMPONENT PART	1	
-103	5412611	. BRACKET,CIRCUIT BREAKER 50 CYCLE	1	
-104	5412612	. BRACKET-FAN MTG 50 CYCLE	2	1
-105	5412624	. CABLE ASSEMBLY-60/50 CCNA PANEL TO FUSE SEE LIST 43-52 FOR COMPONENT PART	1	
-106	5412627	. COVER,SAFETY-FILTER	1	
-107	5412641	. PANEL ASM-CONNECTOR,50 CYCLE	1	
-108	5412647	SEE FIGURE 35 FOR DETAIL BREAKDOWN . CABLE ASSEMBLY,50 CYCLE AC SEE LIST 43-7,-39,-40B,-40C,-40D,-40F, -42,-52,-57A AND-57B FOR COMPONENT PARTS	1	
-109	5412648	. CABLE ASSEMBLY,50 CYCLE DC DISTRIBUTION SEE LIST 43-40C,-40D,-42,-49A,-57 AND -57B FOR COMPONENT PARTS	1	
-110	5412649	. TRANSFORMER,195-235V	1	

LIST AND INDEX NUMBER	PART NUMBER	DESCRIPTION				UNITS PER ASM.	USABLE ON CODE
		1	2	3	4		
		POWER SUPPLY ASSEMBLY- 50 CYCLE-USED BEFORE B9 SUFFIX -CONT					
24-111	5414226	. FAN ASSEMBLY				2	2
-112	56722	. . LOCKWASHER-EXT. TGCTH CD. .150XID. .320				4	
-113	81693	. . SCREW,MACH-BIND HD 6-32 X 3/8 LG				4	
-114	2086596	. . FAN ASSEMBLY				1	
-115	38235	. . . SCREW MACH 6/32 X .310 LG				1	
-116	56722	. . . LOCKWASHER-EXT. TGCTH CD. .150XID. .320				1	
-117	334921	. . . TERMINAL,RING-18/22 AWG,NO. 6,INS				4	
-118	4120171	. . . FAN-50 HZ				1	
-119	4103890	. . GUARD				1	
-120	5612612	. . BRACKET-FAN MTG				1	
-121	5738330	. POWER SUPPLY ASM-12VDC 18 AMP 50 CYCLE SEE FIGURE 29 FOR DETAIL BREAKDOWN				3	
-122	2503989	. CAPICITOR ASM				1	
-123	8015359	. CLAMP-CAPACITOR				1	
-124	332620	. SCREW,MACH-BIND HD 10-32 X 1/2 LG				1	

FOR PARTS  
NOT SHOWN  
SEE FIG. 7



NOTE:  
DO NOT  
ATTEMPT  
TO ADJUST  
R3 SLIDER  
OR REPLACE  
R3, R4 OR R5  
INDIVIDUALLY.

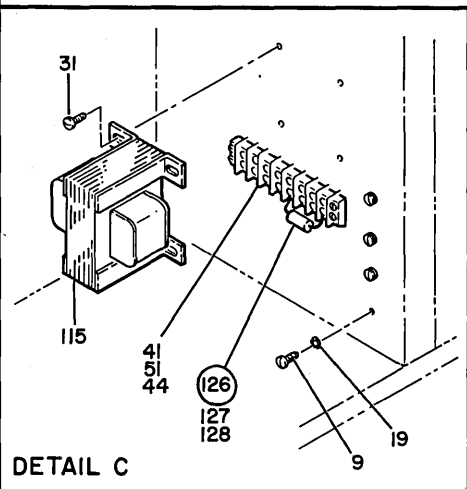
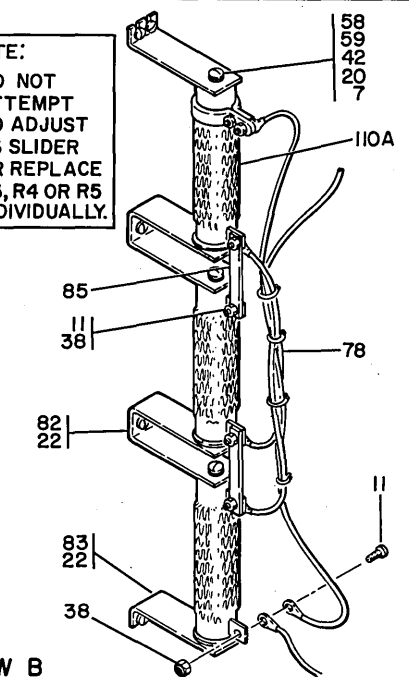


FIGURE 24A. POWER SUPPLY ASSEMBLY- 50 CYCLE. USED FROM B9 SUFFIX TO CURRENT. SHEET 1 OF 2. SEE LIST 24A.

FOR PARTS  
NOT SHOWN  
SEE FIG. 7

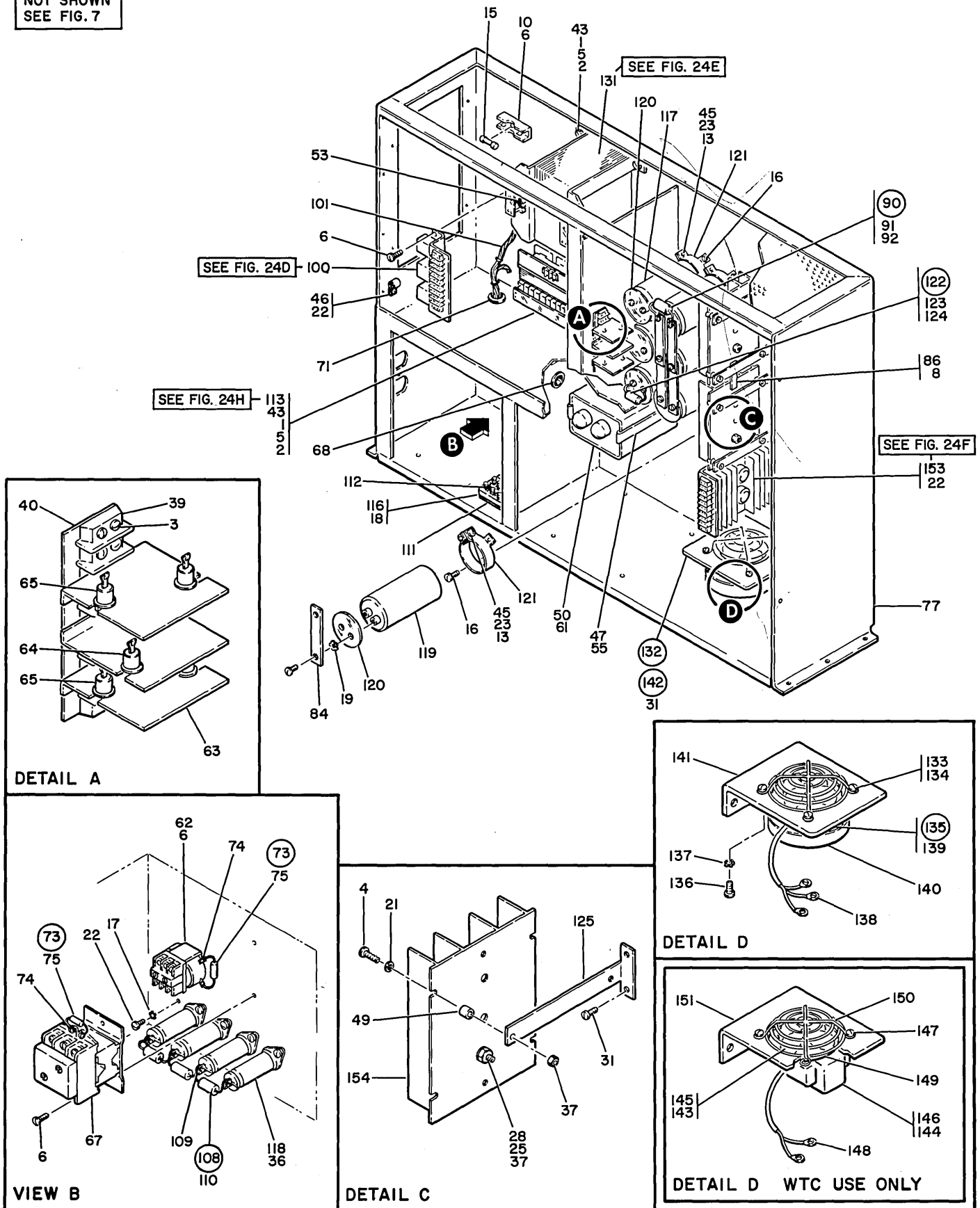


FIGURE 24A. POWER SUPPLY ASSEMBLY- 50 CYCLE. USED FROM B9 SUFFIX TO CURRENT. SHEET 2 OF 2. SEE LIST 24A.

LIST AND INDEX NUMBER	PART NUMBER	DESCRIPTION				UNITS PER ASM.	USABLE ON CODE
		1	2	3	4		
		POWER SUPPLY ASSEMBLY-50 CYCLE-USED FROM B9 TO CURRENT					
24A-	2510900	POWER SUPPLY ASSEMBLY- 50 CYCLE				REF	
		SEE LIST 7-73 FOR NEXT HIGHER ASSEMBLY AND FIGURE 24A FOR ILLUSTRATION					
- 1	3550	. WASHER,FL- 1/4 X 9/16 OD X 0.050 THK				8	
- 2	3560	. NUT,PLAIN,HEX- 1/4-20 X 7/16 FL W				8	
- 3	5528	. SCREW,MACH BIND HD 8-32 X .625 LG				4	
- 4	5644	. SCREW,MACH-FIL H 6-32 X 5/8 LG				8	
- 5	6935	. WASHER,LOCK-SPLIT 1/4 X 0.493 OD				8	
- 6	10170	. SCREW-MACH,BIND HD NC. 6-32 X .250 LG				13	
- 7	11598	. NUT PLAIN HEX 10/32				3	
- 8	28413	. SCREW,MACH-BIND HC 10-32 X 5/16 LG				2	
- 9	32042	. SCREW, MACH BIND. HC 10-32 X 3/8 LG.				4	
- 10	22676	. BLOCK,FUSE-SINGLE PCLE				1	
- 11	34512	. SCREW,BIND.HD 8-32 X .375 LG				12	
- 12	35739	. SCREW,MACH-BIND HD 6-32 X 15/16 LG				1	
- 13	28051	. NUT,PLAIN,HEX- 6-32 X 1/4 FL W STL				7	
- 14	38686	. SCREW,MACH-HEX HD 1/4-20 X 1/2 LG				4	
- 15	53436	. FUSE,CARTRIDGE- 0.2 AMP				1	
- 16	55726	. SCREW-BD HD 6-32 X .188 LG				14	
- 17	55901	. WASHER,LOCK-EXT TEETH NO. 8 X 0.381 OD				7	
- 18	55918	. SCREW,MACH-BIND HD 10-32 X 5/8 LG				2	
- 19	56079	. WASHER,LOCK-EXT T .195 ID .410 OD				12	
- 20	56121	. WASHER,LOCK-INT TEETH NO. 10 X 0.381 OD				3	
- 21	56722	. LOCKWASHER-EXT. TCCTH CD. .150XIC. .320				8	
- 22	58207	. SCREW,MACH-UNDRCT BIND HD 8-32 X 1/4 LG				27	
- 23	62031	. WASHER,LOCK-INT TEETH NO. 6 X 0.295 OD				7	
- 24	78998	. FUSE,CARTRIDGE- 0.3 AMPS 250V				1	
- 25	81693	. SCREW,MACH-BIND HD 6-32 X 3/8 LG				2	
- 26	104615	. FUSEHOLDER				2	
- 27	122641	. FUSE,CARTRIDGE- 8 AMP 250 VOLT				2	
- 28	127324	. SEMICONDUCTOR DEVICE,D10- 150V 30 AMP				2	
- 29	138755	. DECAL,INST-LINE V PRESENT W/MACH PWR OFF				1	
- 30	140425	. SCREW,MACH-HEX HD 10-32 X 5/16 LG				4	
- 31	186759	. SCREW,MACH-BIND HD 8-32 X 5/16 LG				22	
- 32	204362	. GROMMET,RUB-FOR 5/8 HCLE X 1/16 PNL				1	
- 33	207349	. CIRCUIT BREAKER- 1 PCLE 60V DC 8 AMP				1	
- 34	207351	. CIRCUIT BREAKER- 1 PCLE 60V DC 12 AMP				1	
- 35	221790	. SCREW,MACH-BIND HD 8-32 X 3/16 LG				4	
- 36	236849	. SCREW,MACH-BIND HD 10/32 X 1/4 LG				11	
- 37	257187	. NUT,PLAIN,HEX- 6-32 X 3/8 FL W				10	
- 38	257189	. NUT,HEX- 8-32				7	
- 39	315956	. STRIP-TERMINAL				1	
- 40	315957	. STRIP,MARKER-TERM BC 8 PCS 1 THRU 8				1	
- 41	317145	. TERMINAL BOARD- 8 DBL SCREW TERMINALS				1	
- 42	322023	. SCREW,MACH,ROUND HD- 10-32NCA X 7 IN. LG				3	
- 43	322028	. SCREW,MACH-BIND HD 1/4-20 X 3/4 LG				8	
- 44	322065	. SCREW,MACH-BIND HD 6-32 X 5/8 LG				8	
- 45	322550	. SCREW,MACH-BIND HC 6-32 X 1/2 LG				7	
- 46	327922	. CLAMP, CABLE-.625 DIAMETER				1	
- 47	331689	. BRACKET,CAPACITOR MTG				2	
- 49	337549	. INSULATOR - HEAT SINK MOUNTING				8	
- 49A	342250	. ADAPTER,CABLE TC CONNECTOR				1	
- 50	351784	. CAPACITOR,FIXED,60MFD,P/M 6%,250VACW				1	
- 51	360339	. STRIP,INSULATOR MARKER				1	
- 52	360882	. FUSEHOLDER- 15 AMP 250V AC				1	
- 53	367115	. JUMPER-TERMINAL STRIP VDC DISTR BRS				1	
- 54	418835	. OUTLET-CONVENIENCE,220V				1	
- 55	438591	. SCREW,MACH-UNDRCT BIND HD 8-32 X 2 LG				2	
- 56	438602	. SCREW,MACH-BIND HD 10-32 X 1-1/2 LG				3	
- 58	515380	. WASHER,CENTERING- .199 ID 1-1/8 OD				6	
- 59	515381	. WASHER,MICA- 11/16 IDX1-3/8 ODX1/32THK				6	
- 60	526098	. STRAP-GROUNDING 6 IN. LG SEE LIST 43,INDEX NUMBER -46A FOR COMPONENT PART				1	
- 61	526378	. CAP-INSULATION				2	
- 62	588396	. CONTACTOR, MAGNETIC 3 PCLE 15 AMP				1	
- 63	585721	. HEAT SINK				3	
- 64	598353	. SEMICONDUCTOR DEVICE,D10- 100V 10 AMP				2	
- 65	598355	. RECTIFIER,SILICON				4	
- 66	646007	. LABEL,WARNING				1	
- 67	824366	. CONTACTOR- 3 POLE 30 AMP 24VDC				1	
- 68	828573	. CLAMP				1	

LIST AND INDEX NUMBER	PART NUMBER	DESCRIPTION	UNITS	USABLE
			PER ASM.	ON CODE
		POWER SUPPLY ASSEMBLY-50 CYCLE-USED FROM B9 TO CURRENT -CONT		
24A- 69	845762	• DECAL-VOLTAGE	1	
- 70	2066875	• CIRCUIT BREAKER	1	
- 71	2100310	• GROMMET	1	
- 72	2101342	• MARKER,TERMINAL BCARC- 8 POSITION	1	
- 73	2160917	• DIODE ASM, SILICON, TYPE AM	2	
- 74	1052019	• CLIP	2	
- 75	2111232	• DIODE,SEMICONDUCTOR-TYPE AM	1	
- 76	2503929	• LABEL	2	
- 77	2510860	• FRAME,POWER SUPPLY	1	
- 78	2510867	• CABEL ASM,DC- 50/60 CYCLE	1	
		SEE LIST 43,INDEX NUMBERS -40A,-40B,-40C -40D,-40E,-40F,-40H,-42,-42A,-44,-46, -50A,-57 AND -57B FGR COMPONENT PARTS		
- 79	2510870	• PLATE,CIRCUIT BREAKER MTG	1	
- 80	2510871	• BRACKET,HEAT SHIELD	1	
- 81	2510873	• HOLSING,FILTER CAPS	1	
- 82	2510875	• BRACKET,RESISTOR MTG	2	
- 83	2510876	• BRACKET,RESISTOR MTG	2	
- 84	2510877	• BUS BAR,CAPS	6	
- 85	2510878	• BUS BAR,RESISTORS	2	
- 86	2510879	• BUS STRAP,HEAT SINK	1	
- 87	2510880	• STRAP,JUMPER- 11.5 IN. LG	1	
- 88	2510881	• STRAP,JUMPER- 14 IN. LG	1	
- 89	2510882	• STRAP,JUMPER- 16 IN. LG	1	
- 90	2510884	• RESISTOR ASM- 25 CHMS 25W	1	
- 91	317126	• RESISTOR,FIXED,WW-2K CHMS P/M 10% 25W	1	
- 92	359695	• TERMINAL,RING-14/16 AWG,NC. 10,INS	2	
- 95	2510889	• CIRCUIT PROTECTOR	1	
- 96	2510890	• TERMINAL BLOCK, 8 POSITION	1	
- 97	2510893	• PANEL ASSEMBLY,FUSE- 50 CYCLE SEE FIGURE 34A FCR DETAIL BREAKDOWN	1	
- 98	2510894	• COVER,AC COMP	1	
- 99	2510895	• COVER,DC SECTION	1	
-100	2510896	• RELAY ASSEMBLY- 50/60 CYCLE	1	
-101	2510897	SEE FIGURE 24D FOR DETAIL BREAKDOWN • CABLE ASM,AC- 50 CYCLE SEE LIST 43,INDEX NUMBERS -1,-2,-3,-7, -23A,-39,-40B,-40C,-40D,-42,-44,-49A, -52,-57 AND 57B FGR COMPONENT PARTS	1	
-102	2510916	• CAPACITOR ASM- 350 MFD 30VDC	2	
-103	52784	• TERMINAL,RING-18/22 AWG,NO. 8,INS	1	
-104	208236	• CAPACITOR,FXD,ELEC- 350MF	2	
-105	2510919	• CAPACITOR ASM- 600 MFD 25VDC	1	
-106	52784	• TERMINAL,RING-18/22 AWG,NO. 8,INS	2	
-107	207362	• CAPACITOR,FXD,ELECT- 600 UF P100M10% 25V	1	
-108	2510920	• RESISTOR ASM- 1 MEG CHM P/M 5% 1W	3	
-109	334768	• TERMINAL,RING-16-22 AWG 1/4 MTG HOLE	2	
-110	503498	• RESISTOR,FXD, 1 MEG CHM P/M 5% 1W	1	
-110A	2510921	• RESISTOR ASSEMBLY- R3,R4,R5 DC NOT ATTEMPT TO ADJUST R3 SLIDER OR REPLACE R3,R4,OR R5 INDIVIDUALLY	1	
-111	4061353	• INSULATION	1	
-112	4064448	• JUMPER-SWITCH	3	
-113	4118389	• TRANSFORMER,AUTO SEE FIGURE 24H FGR DETAIL BREAKDOWN	1	
-114	4118403	• TRANSFORMER AND CABLE ASM- 50 CYCLE SEE FIGURE 24C FOR DETAIL BREAKDOWN	1	
-115	4118411	• TRANSFORMER,POWER CONTROL	1	
-116	4121259	• SWITCH BOARD	1	
-117	5213311	• CAPACITOR,ELEC- 66000MF 100%-10% 6VDCW	1	
-118	5213571	• CAPACITOR	4	
-119	5214073	• CAPACITOR,ELEC- 32000MF 75%-10% 40VDCW	6	
-120	5240477	• SHIELD,CAPACITOR	7	
-121	5240478	• CLAMP,CAPACITOR	7	
-122	5261603	• RESISTOR ASM- 330 CHM 5W	1	
-123	207325	• RESISTOR,FXD- 330 CHM 5W	1	
-124	324932	• TERMINAL,RING-18/22 AWG,NO. 10,INS	2	
-125	5362037	• BRACKET-HEATSINK	4	
-126	5404082	• DIODE ASM	2	
-127	324921	• TERMINAL,RING-18/22 AWG,NO. 6,INS	2	
-128	5323537	• SEMICONDUCTOR DEVICE,DIG- 200V 6 AMP	1	
-129	5412611	• BRACKET,CIRCUIT BREAKER 50 CYCLE	1	

LIST AND INDEX NUMBER	PART NUMBER	DESCRIPTION				UNITS PER ASM.	USABLE ON CODE
		1	2	3	4		
		POWER SUPPLY ASSEMBLY-50 CYCLE-USED FROM B9 TO CURRENT -CONT					
24A-130	5412641	. PANEL ASM-CONNECTOR,50 CYCLE SEE FIGURE 35 FCR DETAIL BREAKDOWN				1	
-131	5412649	. TRANSFORMER,195-235V SEE FIGURE 24E FCR DETAIL BREAKDOWN				1	
-132	5414226	. FAN ASSEMBLY				1	
-133	56722	. . . LOCKWASHER-EXT. TIGHT CD. .150XID. .320				4	
-134	81693	. . . SCREW,MACH-BIND HD 6-32 X 3/8 LG				4	
-135	2086596	. . . FAN ASSEMBLY				1	
-136	38235	. . . SCREW MACH 6/32 X .310 LG				1	
-137	56722	. . . LOCKWASHER-EXT. TIGHT CD. .150XID. .320				1	
-138	334921	. . . TERMINAL,RING-18/22 AWG,NO. 6,INS				4	
-139	4120171	. . . FAN-50 HZ				1	
-140	41C389C	. . . GUARD				1	
-141	5612612	. . . BRACKET-FAN MTG				1	
-142	5412607	. FAN ASM-60 CYCLE WTC USE ONLY					
-143	2863	. . . SCREW, MACH-RH 3-48 X 0.250 LG				2	
-144	32042	. . . SCREW, MACH BIND. HD 10-32 X 3/8 LG.				2	
-145	171485	. . . BLADE,FAN				1	
-146	172999	. . . MOTOR- 230V AC				1	
-147	236849	. . . SCREW,MACH-BIND HD 10/32 X 1/4 LG				4	
-148	334921	. . . TERMINAL,RING-18/22 AWG,NO. 6,INS				2	
-149	597344	. . . GUARD				1	
-150	597347	. . . GUARD				1	
-151	5412613	. . . BRACKET-FAN MTG 60 CYCLE				1	
-152	5414510	. LINE CORD ASSEMBLY SEE LIST 43,INDEX NUMBERS -40A,-42 AND -57A FOR COMPONENT PARTS				1	
-153	5761620	. REGULATOR ASSEMBLY-2 TSTR,12 VOLT SEE FIGURE 24F FCR DETAIL BREAKDOWN				1	
-154	5761661	. HEAT SINK				2	
-155	5786920	. REGULATOR ASSEMBLY- 7 TRANSISTOR 12 VOLT SEE FIGURE 24G FCR DETAIL BREAKDOWN				1	

FOR PARTS  
NOT SHOWN  
SEE FIG. 23A

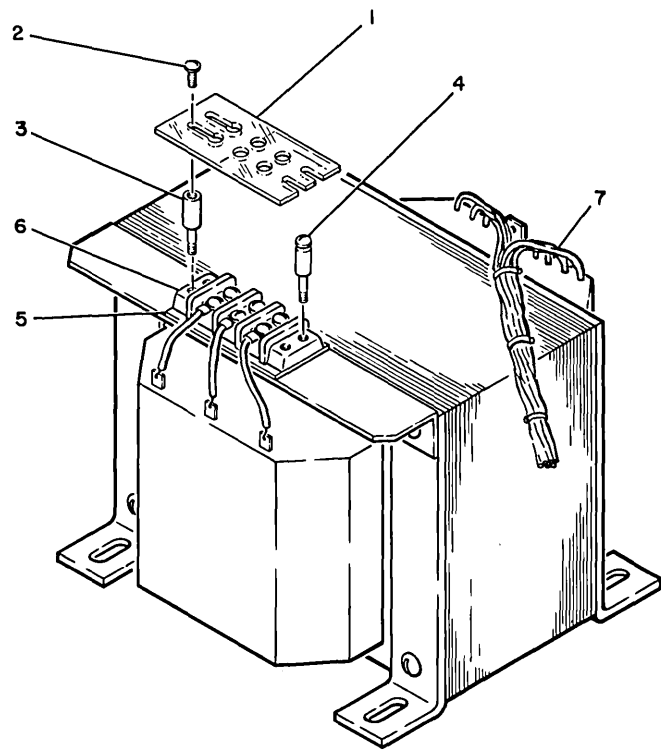


FIGURE 24B. FERRO AND CABLE ASSEMBLY- 60 CYCLE. SEE LIST 24B.

LIST AND INDEX NUMBER	PART NUMBER	DESCRIPTION				UNITS PER ASM.	USABLE ON CODE
		1	2	3	4		
		FERRO AND CABLE ASSEMBLY- 60 CYCLE					
24B-	2510886	FERRO AND CABLE ASM- 60 CYCLE SEE LIST 23A-102 FOR NEXT HIGHER ASSEMBLY AND FIGURE 24B FOR ILLUSTRATION				REF	
- 1	191431	• SHIELD, TERMINAL BOARD- 3 POSITION				1	
- 2	210984	• SCREW, RD HD MACH-6-32 X .250 LG				1	
- 3	210985	• STUD, EXT-INT 6-32 EXT 8-32 X 0.900 LG OA				1	
- 4	210986	• STUD-SHIELD MOUNTING				3	
- 5	323681	• MARKER STRIP- 3 PCS NCS. 1 THRU 3				1	
- 6	323841	• TERMINAL BOARD- 3 DBL SCREW TERMINALS				1	
- 7	NO NO.	• CABLE ASSEMBLY SEE LIST 43, INDEX NUMBERS -40D AND -42 FOR COMPONENT PARTS					



FOR PARTS  
NOT SHOWN  
SEE FIG.24A

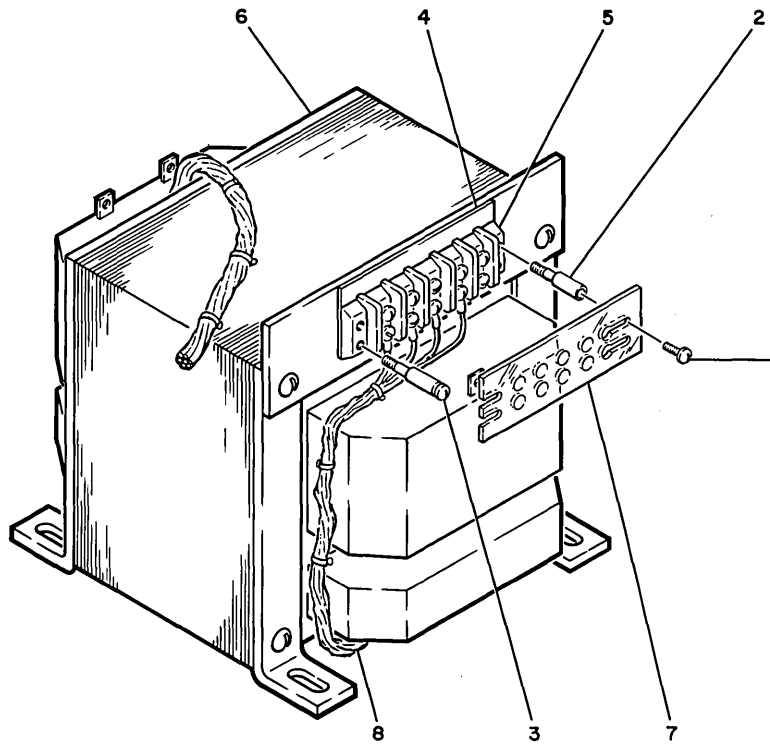


FIGURE 24C. TRANSFORMER AND CABLE ASSEMBLY- 50 CYCLE. SEE LIST 24C.

LIST AND INDEX NUMBER	PART NUMBER	DESCRIPTION				UNITS PER ASM.	USABLE ON CODE
		1	2	3	4		
		TRANSFORMER AND CABLE ASSEMBLY- 50 CYCLE					
24C-	4118403	TRANSFORMER AND CABLE ASM- 50 CYCLE SEE LIST 24A-114 FOR NEXT HIGHER ASSEMBLY AND FIGURE 24C FOR ILLUSTRATION				REF	
- 1	210984	• SCREW, RD HD MACH-6-32 X .250 LG				1	
- 2	210585	• STUD,EXT-INT 6-32 EXT 8-32 X 0.900 LG OA				1	
- 3	210586	• STUD-SHIELD MOUNTING				3	
- 4	563803	• MARKER STRIP,TERMINAL BOARD				1	
- 5	2101338	• STRIP-TERMINAL,5 PCS				1	
- 6	4118607	• TRANSFORMER				1	
- 7	4120204	• SHIELD				1	
- 8	NO NO.	• CABLE ASSEMBLY				1	
		SEE LIST 43,INDEX NUMBERS -6,-40C AND -42 FOR COMPONENT PARTS					

FOR PARTS  
NOT SHOWN  
SEE FIG. 23A  
AND 24A

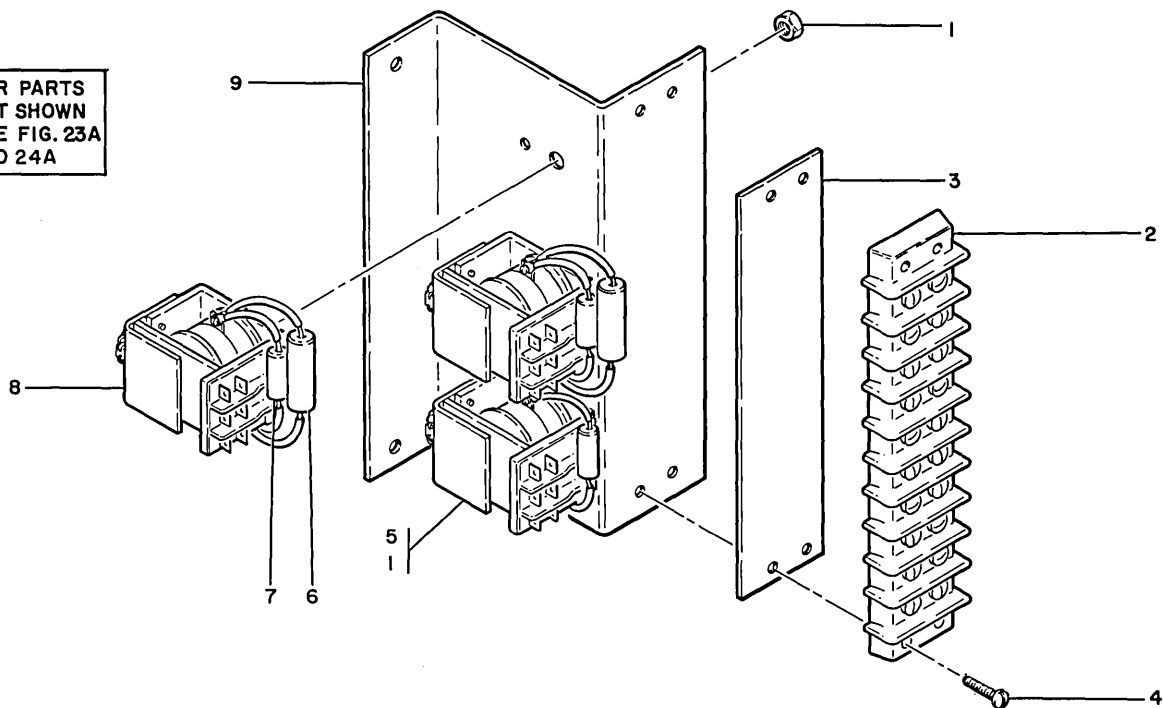


FIGURE 24D. RELAY ASSEMBLY- 5C/60 CYCLE. SEE LIST 24D.

LIST AND INDEX NUMBER	PART NUMBER	DESCRIPTION	UNITS	USABLE
			PER ASM.	ON CODE
		RELAY ASSEMBLY- 50/60 CYCLE		
24D-	2510896	RELAY ASSEMBLY- 50/60 CYCLE SEE LISTS 23A-108 AND 24A-100 FOR NEXT HIGHER ASSEMBLY AND FIGURE 24C FOR ILLUSTRATION	REF	
- 1	257187	. NUT, PLAIN, HEX- 6-32 X 3/8 FL W	3	
- 2	322767	. TERMINAL BOARD- 10 DBL SCREW TERMINALS	1	
- 3	363434	. STRIP, MARKER-PCS 1 THRU 10	1	
- 4	438549	. SCREW, MACH-BIND HD 4-40 X 7/16 LG	4	
- 5	441091	. RELAY ASM-3PDT 115 AC 5 AMP	1	
- 6	482155	. CAPACITOR, FXD, ELEC- 10MFD 100%-10% 150V	2	
- 7	2111232	. DIODE, SEMICONDUCTOR-TYPE AM	3	
- 8	2128689	. RELAY, 3 POLE DT 472 CHM 24 VOLT D.C.COIL	2	
- 9	2510865	. BRACKET, RELAY	1	

FOR PARTS  
NOT SHOWN  
SEE FIG.23A  
AND 24A

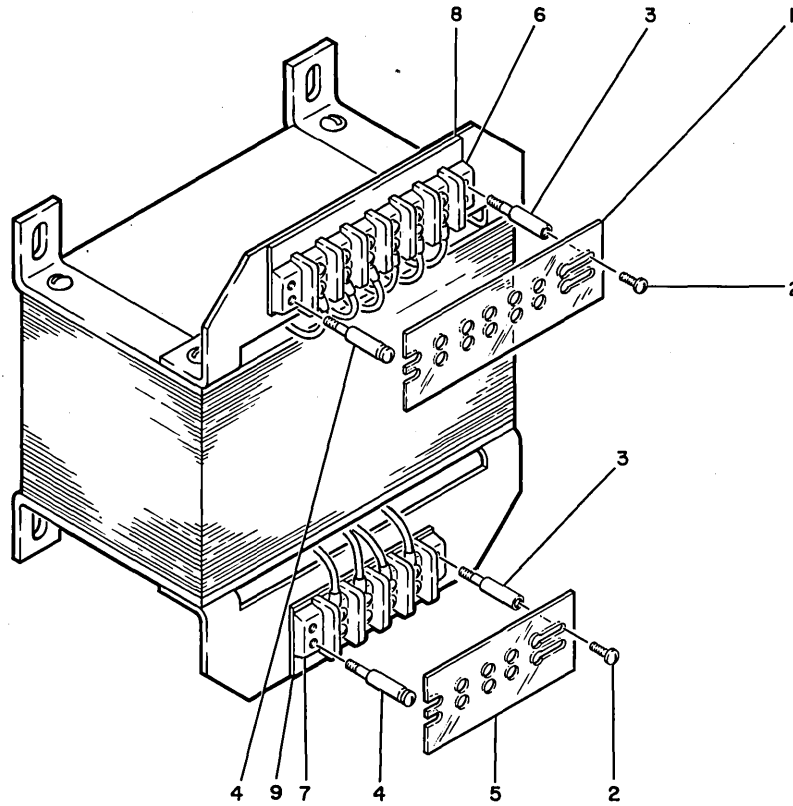


FIGURE 24E. TRANSFORMER ASSEMBLY- 50/60 CYCLE. SEE LIST 24E.

LIST AND INDEX NUMBER	PART NUMBER	DESCRIPTION				UNITS PER ASM.	USABLE ON CODE
		1	2	3	4		
		TRANSFORMER ASSEMBLY- 50/60 CYCLE					
24E-	5412649	TRANSFORMER,195-235V SEE LISTS 23A-141 AND 24A-131 FOR NEXT HIGHER ASSEMBLY AND FIGURE 24E FOR ILLUSTRATION				REF	
- 1	186944	• SHIELD,TERMINAL BOARD- 6 POSITION				1	
- 2	210984	• SCREW, RD HD MACH-6-32 X .250 LG				2	
- 3	210985	• STUD,EXT-INT 6-32 EXT 8-32 X 0.900 LG OA				2	
- 4	210986	• STUD-SHIELD MOUNTING				6	
- 5	210987	• SHIELD- 4 POSITION				1	
- 6	317131	• TERMINAL BOARD- 6 DBL SCREW TERMINALS				1	
- 7	317485	• TERMINAL BOARD- 4 CBL SCREW TERMINALS				1	
- 8	322266	• MARKER STRIP- 6 PCS NCS. 1 THRU 6				1	
- 9	527916	• MARKER STRIP				1	

FOR PARTS  
NOT SHOWN  
SEE FIG. 23A  
AND 24A

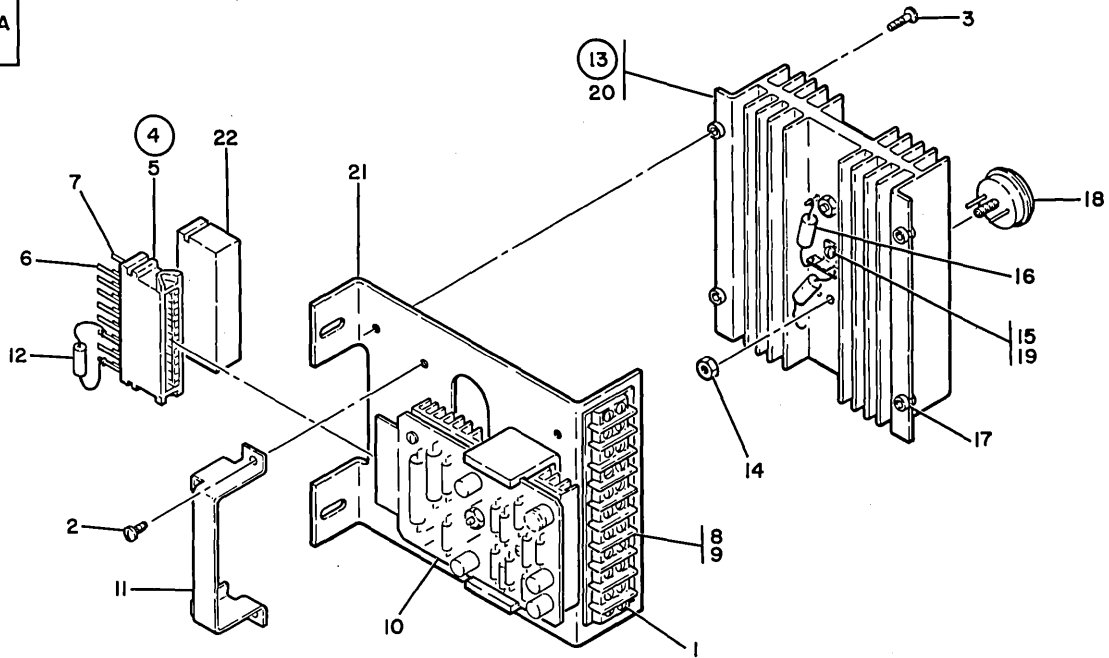
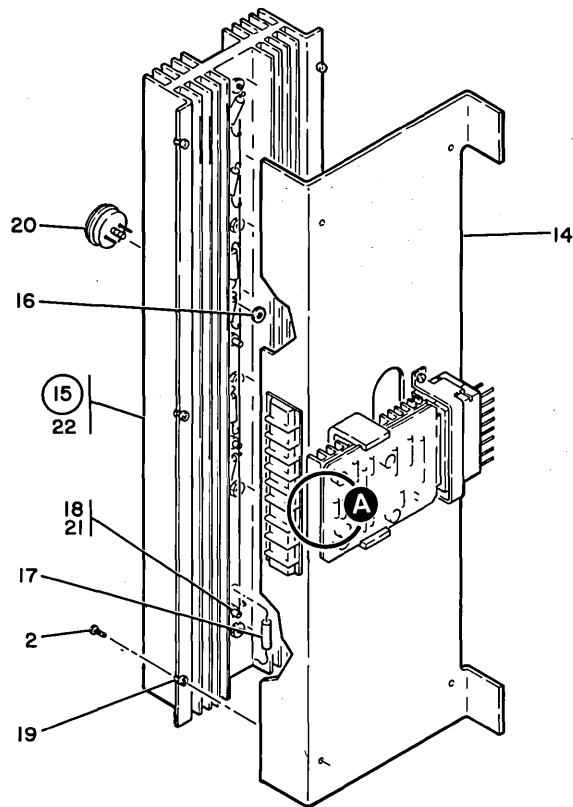


FIGURE 24F. REGULATOR ASSEMBLY- 2 TRANSISTOR- 12 VOLT. SEE LIST 24F.

LIST AND INDEX NUMBER	PART NUMBER	DESCRIPTION				UNITS PER ASM.	USABLE ON CODE
		1	2	3	4		
		REGULATOR ASSEMBLY- 2 TRANSISTOR- 12 VOLT					
24F-	5761620	REGULATOR ASSEMBLY-2 TSTR,12 VOLT SEE LISTS 23A-144 AND 24A-153 FOR NEXT HIGHER ASSEMBLY AND FIGURE 24F FOR ILLUSTRATION				REF	
- 1	25627	• SCREW-BD. HD 8-32 X .500 LG				4	
- 2	55726	• SCREW-BD HD 6-32 X .188 LG				2	
- 3	81693	• SCREW,MACH-BIND HD 6-32 X 3/8 LG				4	
- 4	216076	• TERMINAL BLOCK AND CONTACT ASSEMBLY				1	
- 5	216073	• • RECEPTACLE CARD-SINGLE POS				1	
- 6	216087	• • SPRING,CONTACT				8	
- 7	216088	• • SPRING,CONTACT				8	
- 8	317145	• TERMINAL BOARD- 8 DBL SCREW TERMINALS				1	
- 9	362193	• MARKER STRIP- 10 PCS ACS. 1 THRU 8				1	
- 10	374546	• CARD ASM				1	
- 11	473530	• BRACKET				1	
- 12	5709138	• RESISTOR ASSEMBLY				1	
- 13	5761622	• HEATSINK ASSEMBLY-2 TSTR				1	
- 14	11598	• • NUT PLAIN HEX 10/32				2	
- 15	10170	• • SCREW-MACH,BIND HD NC. 6-32 X .250 LG				1	
- 16	207324	• • RESISTOR,FXD,WW- 0.1 OHM P/M 5% 5W				1	
- 17	337549	• • INSULATOR - HEAT SINK MOUNTING				4	
- 18	369214	• • TRANSISTOR,TYPE 108				2	
- 19	476045	• • TERMINAL,SOLDER				1	
- 20	5761623	• • HEATSINK-2 TSTR				1	
- 21	5761624	• PLATE,MOUNTING-TRANSFORMER				1	
- 22	5761625	• SPACER,NONMETALLIC				1	



FOR PARTS  
NOT SHOWN  
SEE FIG. 23A  
AND 24A

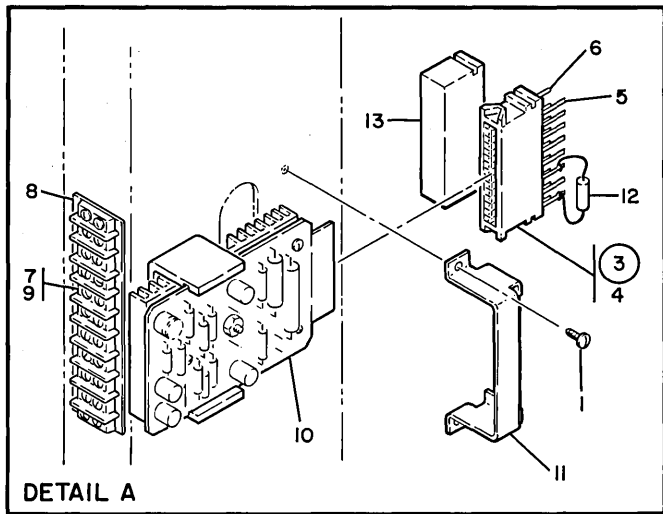


FIGURE 24G. REGULATOR ASSEMBLY- 7 TRANSISTOR- 12 VOLT. SEE LIST 24G.

LIST AND INDEX NUMBER	PART NUMBER	DESCRIPTION				UNITS PER ASM.	USABLE ON CODE
		1	2	3	4		
		REGULATOR ASSEMBLY- 7 TRANSISTOR- 12 VOLT					
24G-	5786920	REGULATOR ASSEMBLY- 7 TRANSISTOR 12 VOLT SEE LISTS 23A-146 AND 24A-155 FOR NEXT HIGHER ASSEMBLY AND FIGURE 24G FOR ILLUSTRATION				REF	
- 1	55726	• SCREW-BD HD 6-32 X .188 LG				2	
- 2	81693	• SCREW, MACH-BIND HD 6-32 X 3/8 LG				6	
- 3	216C76	• TERMINAL BLOCK AND CONTACT ASSEMBLY				1	
- 4	216073	• RECEPTACLE CARD-SINGLE POS				1	
- 5	216087	• SPRING, CONTACT				8	
- 6	216088	• SPRING, CONTACT				8	
- 7	315956	• STRIP-TERMINAL				1	
- 8	315957	• STRIP, MARKER-TERM BD 8 PCS 1 THRU 8				1	
- 9	332620	• SCREW, MACH-BIND HD 10-32 X 1/2 LG				4	
- 10	374546	• CARD ASM				1	
- 11	473530	• BRACKET				1	
- 12	2164523	• RESISTOR ASSEMBLY				1	
- 13	5761625	• SPACER, NONMETALLIC				1	
- 14	5761664	• PLATE, MOUNTING, REGULATOR				1	
- 15	5786922	• HEAT SINK- 7 TRANSISTOR				1	
- 16	11558	• NUT PLAIN HEX 10/32				7	
- 17	2C7324	• RESISTOR, FXD, WW- 0.1 OHM P/M 5% 5W				7	
- 18	251570	• SCREW- MACH BD. HD. 4-40 X 1/4 LG				6	
- 19	337549	• INSULATOR - HEAT SINK MOUNTING				6	
- 20	369214	• TRANSISTOR, TYPE 108				7	
- 21	505C75	• TERMINAL, FIXED				6	
- 22	5786923	• HEAT SINK				1	

FOR PARTS  
NOT SHOWN  
SEE FIG.24A

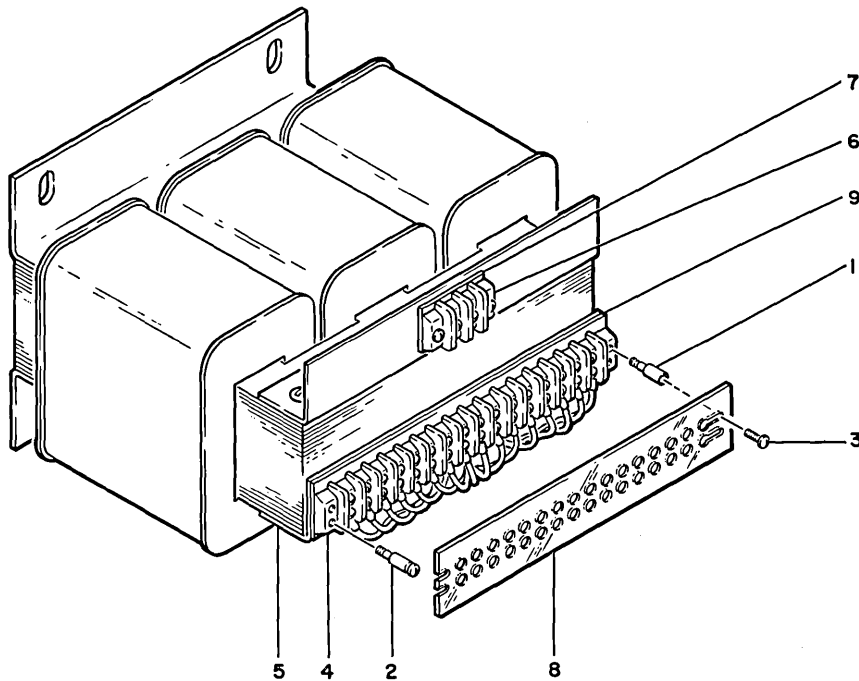


FIGURE 24H. AUTO TRANSFORMER ASSEMBLY- 50 CYCLE. SEE LIST 24H.

LIST AND INDEX NUMBER	PART NUMBER	DESCRIPTION				UNITS PER ASM.	USABLE ON CODE
		1	2	3	4		
		AUTO TRANSFORMER ASSEMBLY- 50 CYCLE					
24H-	4118389	TRANSFORMER, AUTOC				REF	
		SEE LIST 24A-113 FOR NEXT HIGHER ASSEMBLY AND FIGURE 24F FOR ILLUSTRATION					
- 1	210883	• STD-SHIELD MTG, TAPPED, NC. 6-32				1	
- 2	210884	• STD-SHIELD MTG, NC. 6-32				3	
- 3	210984	• SCREW, RD HD MACH-6-32 X .250 LG				1	
- 4	31745C	• BOARD, TERMINAL				1	
- 5	4118465	• BRACKET				1	
- 6	4120307	• BOARD, TERMINAL				1	
- 7	4120308	• STRIP, INSULATING				1	
- 8	4121397	• SHIELD				1	
- 9	4121398	• STRIP, MARKER				1	

FOR PARTS  
NOT SHOWN  
SEE FIG. 23&24

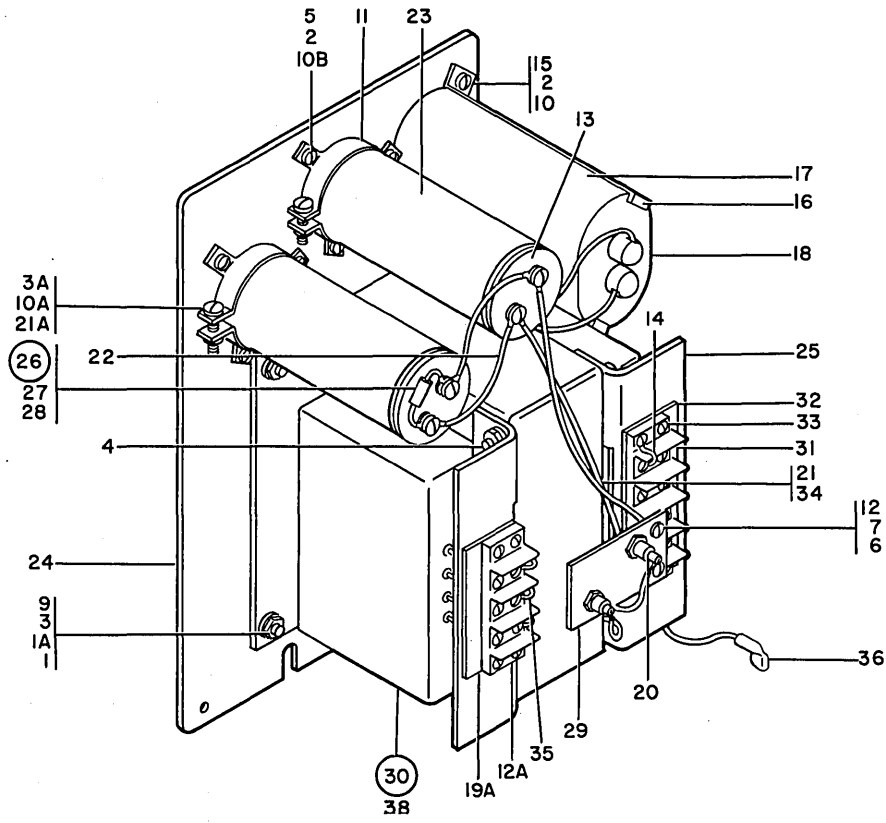


FIGURE 25. PCWER SUPPLY-24VDC 6.5 AMPS. SEE LIST 25.

LIST AND INDEX NUMBER	PART NUMBER	DESCRIPTION	UNITS PER ASM.	USABLE ON CODE
		POWER SUPPLY - 24VDC 6.5 AMPS		
25 -		CCDE A USED ON 60 CYCLE POWER SUPPLY ASM CCDE B USED ON 50 CYCLE POWER SUPPLY ASM		
	5239460	POWER SUPPLY ASM-24V 6.5 AMPS 60 CYCLE SEE LIST 23-69 FOR NEXT HIGHER ASSEMBLY AND FIGURE 25 FOR ILLUSTRATION	REF	A
	5239470	POWER SUPPLY ASM- 24V 6.5AMPS 50 CYCLE SEE LIST 24-73 FOR NEXT HIGHER ASSEMBLY AND FIGURE 25 FOR ILLUSTRATION	REF	B
- 1	3550	• WASHER,FL- 1/4 X 9/16 CD X 0.050 THK	4	
- 1A	3960	• NUT,PLAIN,HEX- 1/4-20 X 7/16 FL W	4	
- 2	6364	• WASHER,LOCK-SPLIT NG. 6 X 1/4 OD	12	
- 3	6935	• WASHER,LOCK-SPLIT 1/4 X 0.493 OD	4	
- 3A	19944	• SCREW,MACH-BIND HD 8-32 X 3/4 LG	2	
- 4	38235	• SCREW MACH 6/32 X .310 LG	4	
- 5	55726	• SCREW-BD HD 6-32 X .188 LG	6	
- 6	56722	• LOCKWASHER-EXT. TCCTH CD. .150XID. .320	2	
- 7	56792	• SPACER- .156 ID 5/16 CD X .343 LG	2	
- 9	186036	• SCREW,MACH-FH 1/4-20 X 1/2 LG	4	
- 10	257187	• NUT,PLAIN,HEX- 6-32 X 3/8 FL W	2	
- 10A	257189	• NUT,HEX- 8-32	2	
- 10B	257986	• WASHER,FLAT NO. 6	6	
- 11	320456	• BRACKET-CAPACITOR MOUNTING	2	
- 12	322551	• SCREW,MACH-BIND HD 6-32X3/4 LG	2	
- 12A	323841	• TERMINAL BOARD- 3 CBL SCREW TERMINALS	1	
- 13	362206	• COVER, CAPACITOR	2	
- 14	510425	• JUMPER ASSEMBLY,NO 14 WIRE 3 IN. LONG SEE LIST 43-40B FOR COMPONENT PART	1	
- 15	38447	• SCREW,MACH-FH 6-32 X 5/8 LG	2	
- 16	520913	• BRACKET-CAPACITOR MOUNTING	2	
- 17	524854	• CAPACITOR	1	
- 18	526378	• CAP-INSULATION	2	
- 19A	569716	• STRIP-MARKER	1	
- 20	598355	• RECTIFIER,SILICON	2	
- 21	361541	• JUMPER ASM SEE LIST 43-40B AND -40E FOR COMPONENT PARTS	2	
- 21A	1090873	• LOCKWASHER	2	
- 22	327894	• JUMPER ASM SEE LIST 43-40B FOR COMPONENT PART	2	
- 23	5213837	• CAPACITOR	2	
- 24	5239144	• PLATE	1	
- 25	5239462	• COVER,TRANSFORMER	1	A
- 25	5239463	• COVER,TRANSFORMER	1	B
- 26	5239467	• RESISTOR ASSEMBLY,5.6K 1W	1	
- 27	317058	• RESISTOR,FXD,CCMP- 5.6K P/M 5% 1W	1	
- 28	334932	• TERMINAL,RING-18/22 AWG,NO. 10,INS	2	
- 29	5351123	• HEAT SINK	1	
- 30	5709038	• FERRO REGULATOR ASSEMBLY- 60 CYCLE	1	A
- 30	5709039	• FERRO REGULATOR ASSEMBLY- 50 CYCLE	1	B
- 31	317485	• TERMINAL BOARD- 4 CBL SCREW TERMINALS	2	
- 32	322280	• STRIP	1	
- 33	322550	• SCREW,MACH-BIND HD 6-32 X 1/2 LG	8	
- 34	334910	• TERMINAL,RING-14/16 AWG,NO. 6,INS	1	
- 35	334921	• TERMINAL,RING-18/22 AWG,NO. 6,INS	4	
- 36	517913	• CLIP,TERMINAL-16/18 AWG	2	
- 38	4116469	• FERRO,50 CYCLE	1	B
- 38	5239465	• FERRO,60 CYCLE	1	A



FOR PARTS  
NOT SHOWN  
SEE FIG. 23 & 24

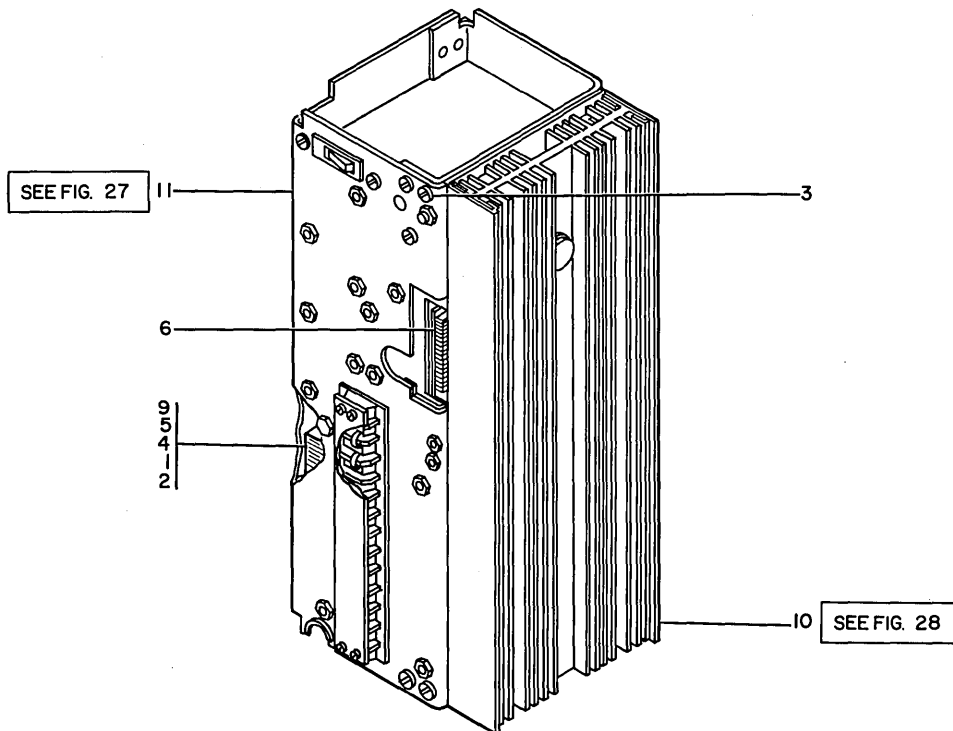


FIGURE 26. POWER SUPPLY-12VDC 10 AMPS. SEE LIST 26.

LIST AND INDEX NUMBER	PART NUMBER	DESCRIPTION	UNITS PER ASM.				USABLE ON CODE
			1	2	3	4	
		POWER SUPPLY - 12VDC 10 AMPS					
26 -		CODE A USED ON 60 CYCLE POWER SUPPLY CODE B USED ON 50 CYCLE POWER SUPPLY					
	5261080	POWER SUPPLY ASM- 12VDC 10 AMPS 60 CYCLE SEE LIST 23-70 FOR NEXT HIGHER ASSEMBLY AND FIGURE 26 FOR ILLUSTRATION			REF		A
	5261680	POWER SUPPLY ASM- 12VDC 10AMPS 50 CYCLE SEE LIST 24-74 FOR NEXT HIGHER ASSEMBLY AND FIGURE 26 FOR ILLUSTRATION			REF		B
- 1	9092	• WASHER-LOCK, SPLIT RING, .194 ID .337OD				4	
- 2	11598	• NUT PLAIN HEX 10/32				4	
- 3	28413	• SCREW, MACH-BIND HD 10-32 X 5/16 LG				8	
- 4	45690	• WASHER, FL - NO.10 X 7/16 OD X 1/32 THK				4	
- 5	332620	• SCREW, MACH-BIND HD 10-32 X 1/2 LG				4	
- 6	372085	• CARD ASSEMBLY				1	
- 9	4116411	• TRANSFORMER				1	B
- 9	5261C83	• TRANSFORMER, POWER				1	A
- 10	5261C37	• HEATSINK ASSEMBLY SEE FIGURE 28 FOR DETAIL BREAKDOWN				1	
- 11	5261C84	• COMPONENT MOUNTING PLATE ASSEMBLY SEE FIGURE 27 FOR DETAIL BREAKDOWN				1	

FOR PARTS  
NOT SHOWN  
SEE FIG. 26

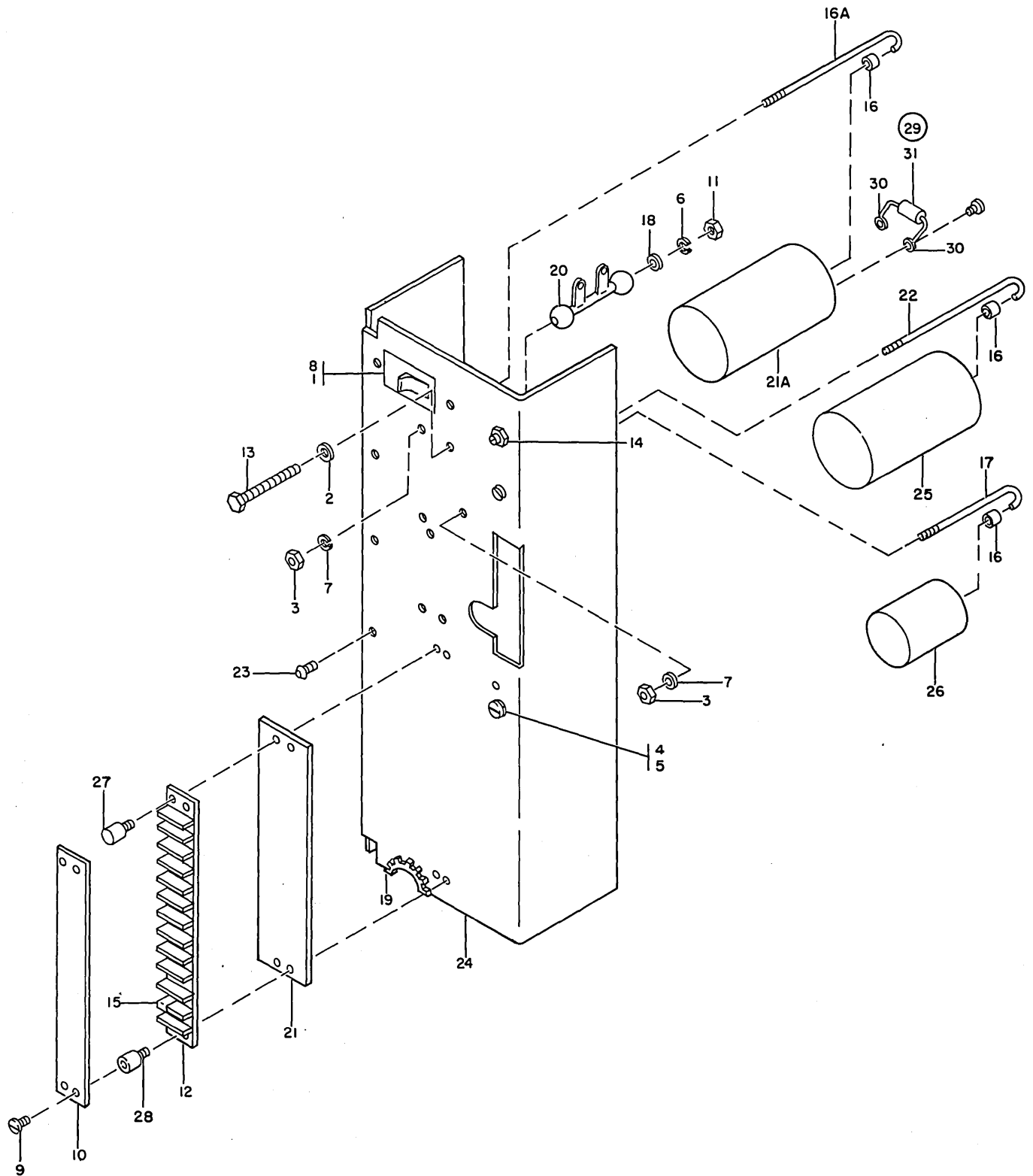


FIGURE 27. COMPONENT MOUNTING PLATE- 12VDC 10 AMP POWER SUPPLY. SEE LIST 27.

LIST AND INDEX NUMBER	PART NUMBER	DESCRIPTION	UNITS PER ASM.	USABLE ON CODE
		1 2 3 4		
		COMPONENT MOUNTING PLATE - 12VCC 10 AMPS POWER SUPPLY		
27 -	5261084	COMPONENT MOUNTING PLATE ASSEMBLY SEE LIST 26-11 FOR NEXT HIGHER ASSEMBLY AND FIGURE 27 FOR ILLUSTRATION	REF	
- 1	10170	. SCREW-MACH,BIND HD NC. 6-32 X .250 LG	2	
- 2	22478	. WASHER,FL- 0.170 ID 0.375 OD 0.032 THK	1	
- 3	38051	. NUT,PLAIN,HEX- 6-32 X 1/4 FL W STL	6	
- 4	55726	. SCREW-BD HC 6-32 X .188 LG	1	
- 5	56722	. LOCKWASHER-EXT. TIGHT CD. .150XID.. .320	1	
- 6	60646	. WASHER,LOCK-INT TEETH NO. 8 X 0.340 OD	1	
- 7	62031	. WASHER,LOCK-INT TEETH NC. 6 X 0.295 OD	6	
- 8	207351	. CIRCUIT BREAKER-1 PCLE 60V DC 12 AMP	1	
- 9	210984	. SCREW, RD HD MACH-6-32 X .250 LG	1	
- 10	210990	. SHIELD- 13 POSITION	1	
- 11	257189	. NUT,HEX- 8-32	1	
- 12	320461	. TERMINAL BOARD-13 PCS	1	
- 13	331582	. SCREW,MACH RD HD 8-32 X 1-1/4 LG	1	
- 14	5213508	. POTENTIOMETER	1	
- 15	472187	. JUMPER-BRASS	2	
- 16	473412	. INSULATOR,CAPACITOR CLAMP	6	
- 16A	473422	. CLAMP,CAPACITOR	2	
- 17	473432	. CLAMP	2	
- 18	510468	. WASHER,CUPPED- 1/5IN X .029 DIA	2	
- 19	730432	. GROMMET,CATERPILLAR	1	
- 20	730452	. RESISTOR,FXD	1	
- 21	2101325	. PLATE,DESIGNATION-13 PCS	1	
- 21A	5214366	. CAPACITOR	1	
- 22	5247112	. CLAMP,CAPACITOR	2	
- 23	5253894	. CAP,SCREW	4	
- 24	5261C29	. CHASSIS UNIT 4	1	
- 25	5261077	. CAPACITOR-ELECTROLYTIC	1	
- 26	5261127	. CAPACITOR-ELECTROLYTIC	1	
- 27	5261165	. STUD-SHIELD MOUNTING	3	
- 28	5261167	. STUD- 8-32 X 0.438 LG W/6-32 TAPPED HOLE	1	
- 29	5261536	. RESISTOR ASSEMBLY,200 CHMS 5W	1	
- 30	334932	. . TERMINAL,RING-18/22 AWG,NO. 10,INS	2	
- 31	477144	. . RESISTOR, WIREWOUND - 200 CHM 5W	1	

FOR PARTS  
NOT SHOWN  
SEE FIG. 26

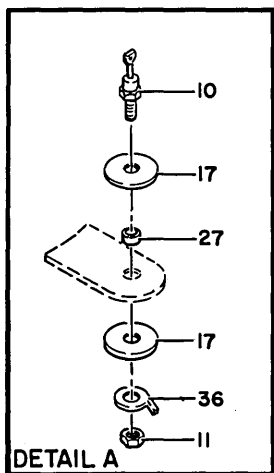
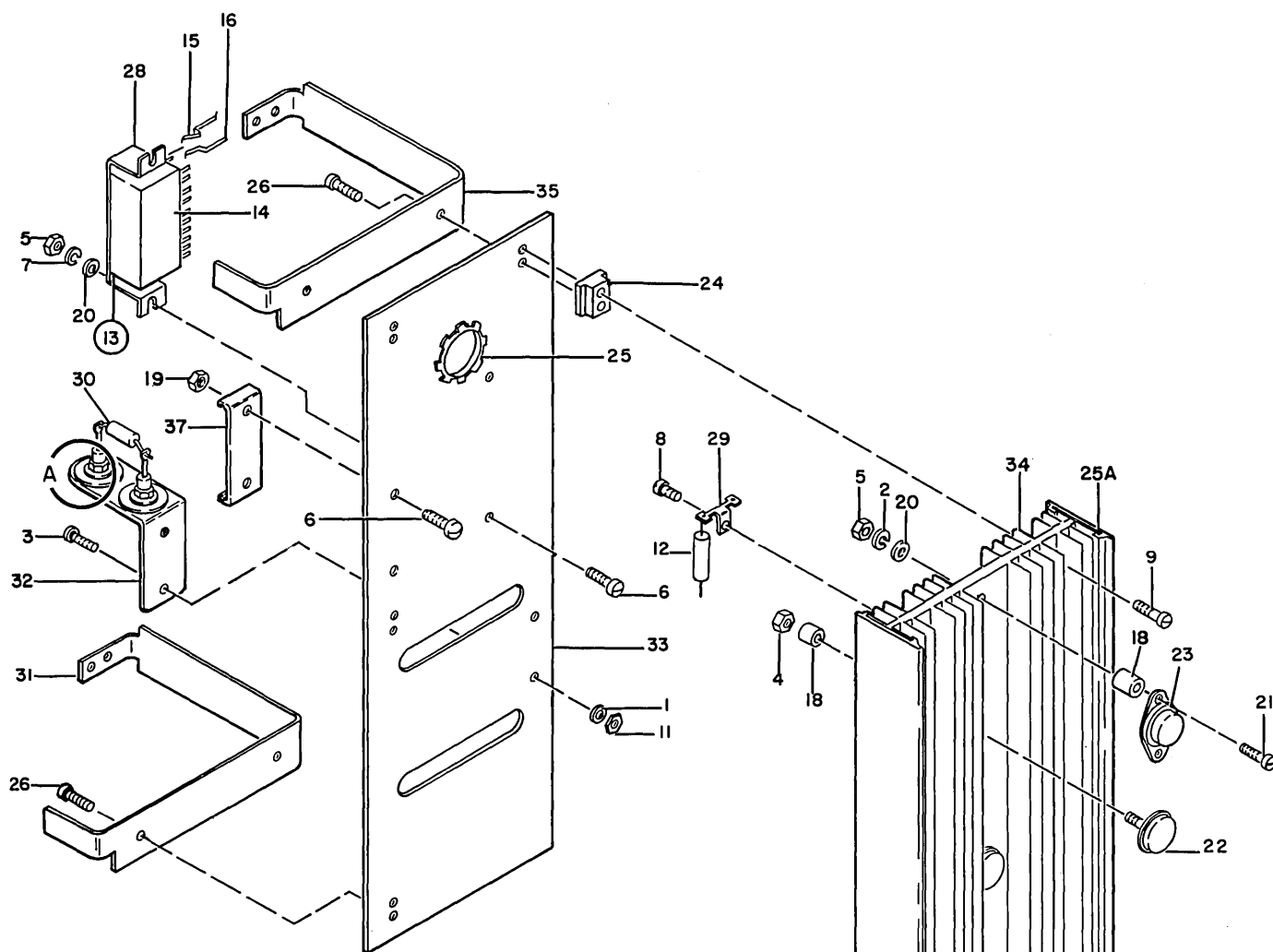


FIGURE 28. HEATSINK ASSEMBLY- 12VDC 10 AMP POWER SUPPLY. SEE LIST 28.

LIST AND INDEX NUMBER	PART NUMBER	DESCRIPTION	UNITS PER ASM.	USABLE ON CODE
		1 2 3 4 HEATSINK ASSEMBLY - 12VDC 10 AMPS POWER SUPPLY		
28 -	5261037	HEATSINK ASSEMBLY SEE LIST 26-10 FOR NEXT HIGHER ASSEMBLY AND FIGURE 28 FOR ILLUSTRATION	REF	
- 1	3550	• WASHER, FL- 1/4 X 9/16 CD X 0.050 THK	2	
- 2	6364	• WASHER, LOCK-SPLIT NO. 6 X 1/4 OD	2	
- 3	10170	• SCREW-MACH, BIND HD NC. 6-32 X .250 LG	2	
- 4	11891	• NUT-PLAIN, HEX, 10-32 X 3/8 FL W BRS	4	
- 5	38051	• NUT, PLAIN, HEX- 6-32 X 1/4 FL W STL	4	
- 6	38235	• SCREW MACH 6/32 X .310 LG	4	
- 7	62031	• WASHER, LOCK-INT TEETH NO. 6 X 0.295 OD	2	
- 8	70078	• SCREW, THD FORMING-BIND HD	4	
- 9	79779	• SCREW, THD CTG-BIND HD NO. 6 X 3/4 LG	6	
- 10	127324	• SEMICONDUCTOR DEVICE, D10- 150V 30 AMP	2	
- 11	160017	• NUT, PLAIN, HEX- 1/4-28 X 7/16 FL W	2	
- 12	207324	• RESISTOR, FXD, WW- 0.1 CHM P/M 5% 5W	4	
- 13	216076	• TERMINAL BLOCK AND CONTACT ASSEMBLY	1	
- 14	216073	• RECEPTACLE CARD-SINGLE PCS	1	
- 15	216087	• SPRING, CONTACT	8	
- 16	216088	• SPRING, CONTACT	8	
- 17	217017	• WASHER-INSULATING	8	
- 18	219423	• TUBE, RUBBER- 0.085 ID X 0.120 OD X 2 LG	10	
- 19	257187	• NUT, PLAIN, HEX- 6-32 X 3/8 FL W	2	
- 20	257986	• WASHER, FLAT NO. 6	4	
- 21	322550	• SCREW, MACH-BIND HD 6-32 X 1/2 LG	2	
- 22	369214	• TRANSISTOR, TYPE 108	4	
- 23	369616	• TRANSISTOR-TYPE 119	1	
- 24	473531	• INSULATOR	6	
- 25	473533	• GRCCMET	1	
- 25A	473536	• SEAL	AR	
- 26	473544	• SCREW, BINDING HEAD SELF TAP NO 6 1/2 IN	4	
- 27	473592	• INSULATOR	2	
- 28	477203	• BRACKET	1	
- 29	478045	• TERMINAL, SOLDER	4	
- 30	491228	• CAPACITOR, FXD, FILM- 0.01MF P/M 10% 100V	1	
- 31	730176	• BRACKET-LOWER UNIT SUPPORT	1	
- 32	5261009	• BRACKET-DIODE MOUNTING LARGE	1	
- 33	5261058	• COVER	1	
- 34	5261079	• HEAT SINK	1	
- 35	5261159	• BRACKET	1	
- 36	5261606	• JUMPER PLATE	1	
- 37	5712309	• GUIDE-SMS CARD	1	

FOR PARTS  
NOT SHOWN  
SEE FIG. 24

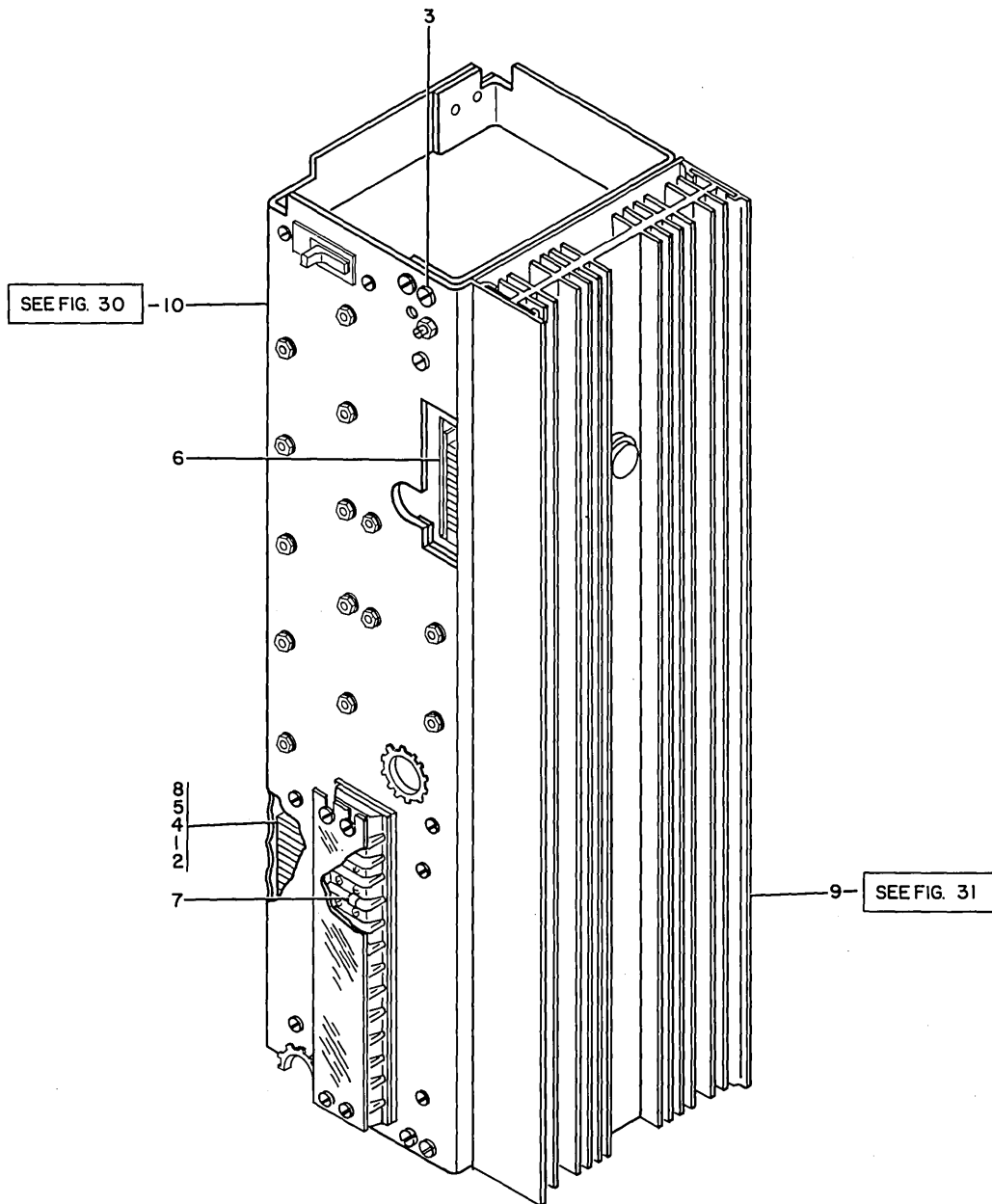


FIGURE 29. POWER SUPPLY-12VDC 18 AMPS. SEE LIST 29.

LIST AND INDEX NUMBER	PART NUMBER	DESCRIPTION 1 2 3 4	UNITS PER ASM.	USABLE ON CODE
		POWER SUPPLY - 12VDC 18 AMPS		
29 -	5738330	POWER SUPPLY ASM-12VDC 18 AMP 50 CYCLE SEE LIST 24-121 FOR NEXT HIGHER ASSEMBLY AND FIGURE 29 FOR ILLUSTRATION	REF	
- 1	9C92	. WASHER-LCCK,SPLIT RING, .194 ID .337OD	4	
- 2	11598	. NUT PLAIN HEX 10/32	4	
- 3	28413	. SCREW,MACH-BIND HD 10-32 X 5/16 LG	4	
- 4	45690	. WASHER, FL - NO.10 X 7/16 OD X 1/32 THK	4	
- 5	332620	. SCREW,MACH-BIND HD 10-32 X 1/2 LG	4	
- 6	372085	. CARD ASSEMBLY	1	
- 7	472187	. JUMPER-BRASS	2	
- 8	4116477	. TRANSFORMER	1	
- 9	5261C47	. HEATSINK ASSEMBLY SEE FIGURE 31 FOR DETAIL BREAKDOWN	1	
- 10	5738324	. COMPONENT MOUNTING PLATE ASSEMBLY SEE FIGURE 30 FOR DETAIL BREAKDOWN	1	

FOR PARTS  
NOT SHOWN  
SEE FIG. 29

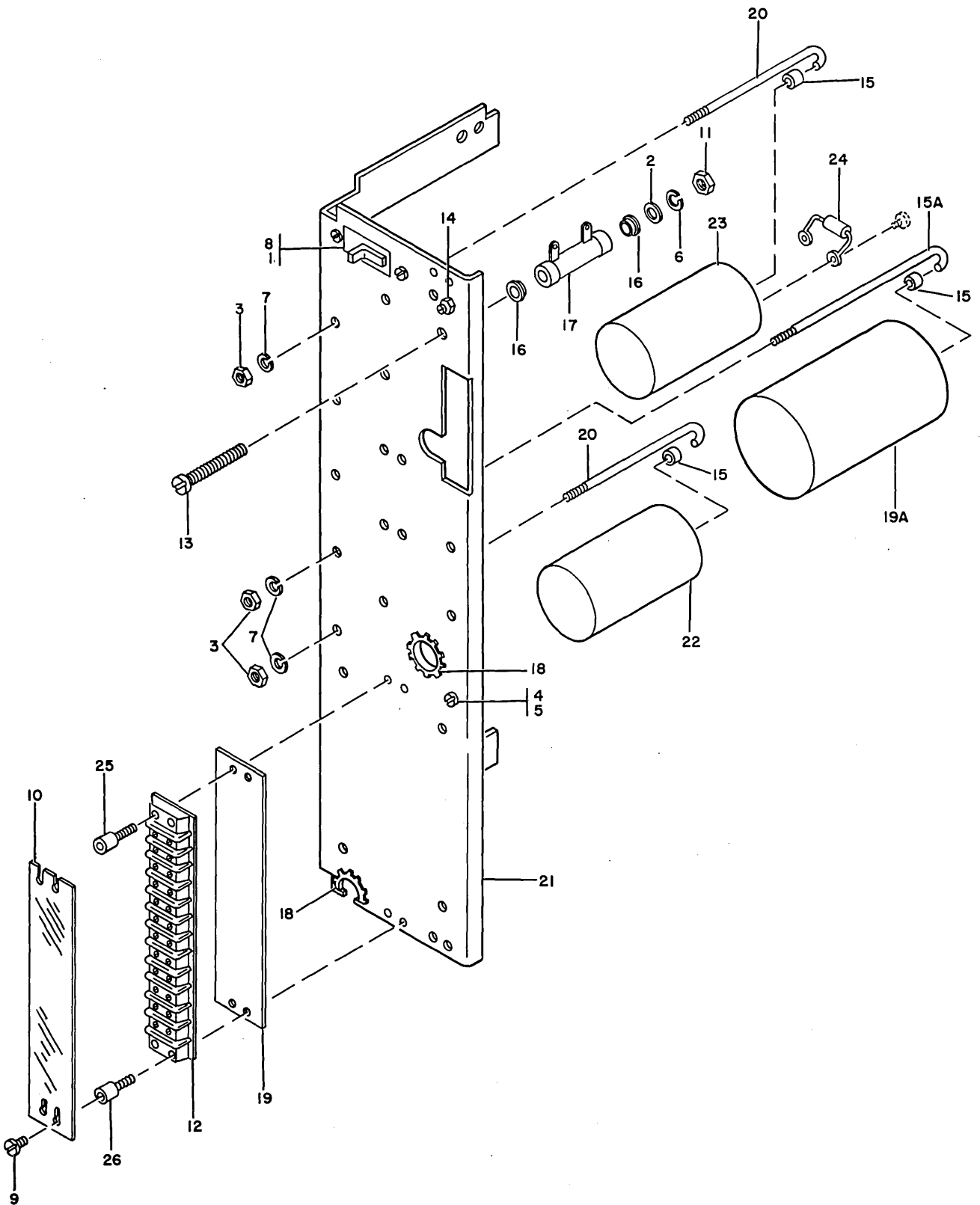


FIGURE 30. COMPONENT MOUNTING PLATE- 12VDC 18 AMP POWER SUPPLY. SEE LIST 30.



LIST AND INDEX NUMBER	PART NUMBER	DESCRIPTION				UNITS PER ASM.	USABLE ON CODE
		1	2	3	4		
		COMPONENT MOUNTING PLATE - 12VDC 18 AMPS POWER SUPPLY					
30 -	5738324	COMPONENT MOUNTING PLATE ASSEMBLY SEE LIST 29-10 FCR NEXT HIGHER ASSEMBLY AND FIGURE 30 FCR ILLUSTRATION				REF	
- 1	10170	• SCREW-MACH,BIND HD NC. 6-32 X .250 LG				2	
- 2	22478	• WASHER,FL- 0.170 ID 0.375 OD 0.032 THK				1	
- 3	38051	• NUT,PLAIN,HEX- 6-32 X 1/4 FL W STL				8	
- 4	55726	• SCREW-BD HD 6-32 X .188 LG				1	
- 5	56722	• LOCKWASHER-EXT. TOOTH CD. .150XID. .320				1	
- 6	60646	• WASHER,LOCK-INT TEETH NO. 8 X 0.340 OD				1	
- 7	62031	• WASHER,LOCK-INT TEETH NC. 6 X 0.295 OD				8	
- 8	207350	• CIRCUIT BREAKER- 1 PCLE 60V DC 20 AMP				1	
- 9	210584	• SCREW, RD HD MACH-6-32 X .250 LG				1	
- 10	210990	• SHIELD- 13 PCS ITICA				1	
- 11	257189	• NUT,HEX- 8-32				1	
- 12	320461	• TERMINAL BOARD-13 POS				1	
- 13	331982	• SCREW,MACH RD HD 8-32 X 1-1/4 LG				1	
- 14	5213508	• POTENTIOMETER				1	
- 15	473412	• INSULATOR,CAPACITOR CLAMP				8	
- 15A	473422	• CLAMP,CAPACITOR				4	
- 16	510468	• WASHER,CUPPED- 1/5IN X .029 DIA				2	
- 17	730427	• RESISTOR,FXD-WW 0.11 OHMS P/M 10% 90 W				1	
- 18	730432	• GROMMET,CATERPILLAR				2	
- 19	2101325	• PLATE,DESIGNATION-13 PCS				1	
- 19A	5214366	• CAPACITOR				2	
- 20	5247112	• CLAMP,CAPACITOR				4	
- 21	5261038	• CHASSIS				1	
- 22	5261057	• CAPACITOR				1	
- 23	5261077	• CAPACITOR-ELECTROLYTIC				1	
- 24	5261147	• RESISTOR ASSEMBLY				1	
- 25	5261165	• STUD-SHIELD MOUNTING				3	
- 26	5261167	• STUD- 8-32 X 0.438 LG W/6-32 TAPPED HOLE				1	

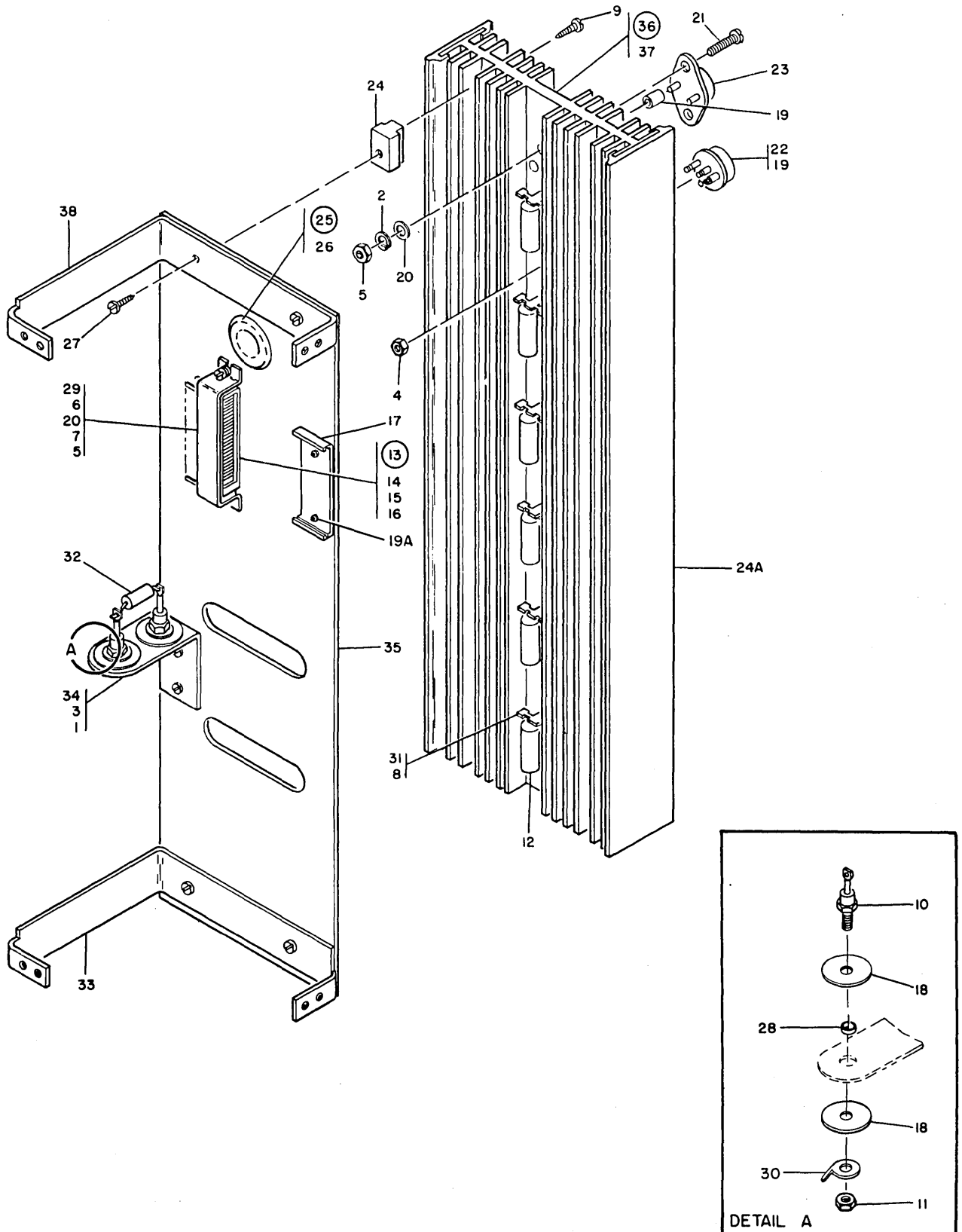


FIGURE 31. HEATSINK ASSEMBLY- 12VDC 18 AMP POWER SUPPLY. SEE LIST 31.

LIST AND INDEX NUMBER	PART NUMBER	DESCRIPTION				UNITS PER ASM.	USABLE ON CODE
		1	2	3	4		
		HEATSINK ASSEMBLY - 12VCC 18 AMPS POWER SUPPLY					
31 -	5261C47	HEATSINK ASSEMBLY				REF	
		SEE LIST 29-9 FOR NEXT HIGHER ASSEMBLY AND FIGURE 31 FOR ILLUSTRATION					
- 1	3550	• WASHER,FL- 1/4 X 9/16 CD X 0.050 THK				2	
- 2	6364	• WASHER,LOCK-SPLIT NC. 6 X 1/4 OD				2	
- 3	10170	• SCREW-MACH,BIND HD NC. 6-32 X .250 LG				2	
- 4	11891	• NUT-PLAIN,HEX,10-32 X 3/8 FL W BRS				6	
- 5	38051	• NUT,PLAIN,HEX- 6-32 X 1/4 FL W STL				4	
- 6	38235	• SCREW MACH 6/32 X .310 LG				2	
- 7	62031	• WASHER,LOCK-INT TEETH NC. 6 X 0.295 OD				2	
- 8	70078	• SCREW,THD FORMING-BIND HD				6	
- 9	79779	• SCREW,THC CTG-BIND HD NC. 6 X 3/4 LG				6	
- 10	127324	• SEMICONDUCTOR DEVICE,D10- 150V 30 AMP				2	
- 11	160017	• NUT,PLAIN,HEX- 1/4-28 X 7/16 FL W				2	
- 12	207324	• RESISTOR,FXD,WW- 0.1 CHM F/M 5% 5W				6	
- 13	216076	• TERMINAL BLOCK AND CONTACT ASSEMBLY				1	
- 14	216073	• . . RECEPTACLE CARD-SINGLE POS				1	
- 15	216087	• . . SPRING,CONTACT				8	
- 16	216088	• . . SPRING,CONTACT				8	
- 17	5712309	• GUIDE-SMS CARD				1	
- 18	217017	• WASHER-INSULATING				8	
- 19	219423	• TUBE,RUBBER- 0.085 ID X 0.120 CD X 2 LG				3	
- 19A	257187	• NUT,PLAIN,HEX- 6-32 X 3/8 FL W				2	
- 20	257586	• WASHER,FLAT NC. 6				4	
- 21	322550	• SCREW,MACH-BIND HD 6-32 X 1/2 LG				2	
- 22	369214	• TRANSISTOR,TYPE 108				6	
- 23	369616	• TRANSISTOR-TYPE 119				1	
- 24	473531	• INSULATOR				6	
- 24A	473536	• SEAL				AR	
- 25	473533	• GROMMET				1	
- 26	473442	• . . GROMMET - CATERPILLAR				AR	
- 27	473544	• SCREW,BINDING HEAD SELF TAP NO 6 1/2 IN				4	
- 28	473592	• INSULATOR				2	
- 29	477203	• BRACKET				1	
- 30	5261606	• JUMPER PLATE				1	
- 31	478045	• TERMINAL,SOLDER				6	
- 32	451228	• CAPACITOR,FXD,FILM- 0.01MF P/M 10% 100V				1	
- 33	730176	• BRACKET-LOWER UNIT SUPPORT				1	
- 34	5261C09	• BRACKET-DIODE MOUNTING LARGE				1	
- 35	5261C59	• COVER-AIR SEAL				1	
- 36	5261C88	• HEAT SINK				1	
- 37	473496	• . . HEAT SINK				AR	
- 38	5261159	• BRACKET				1	

FOR PARTS  
NOT SHOWN  
SEE FIG. 23

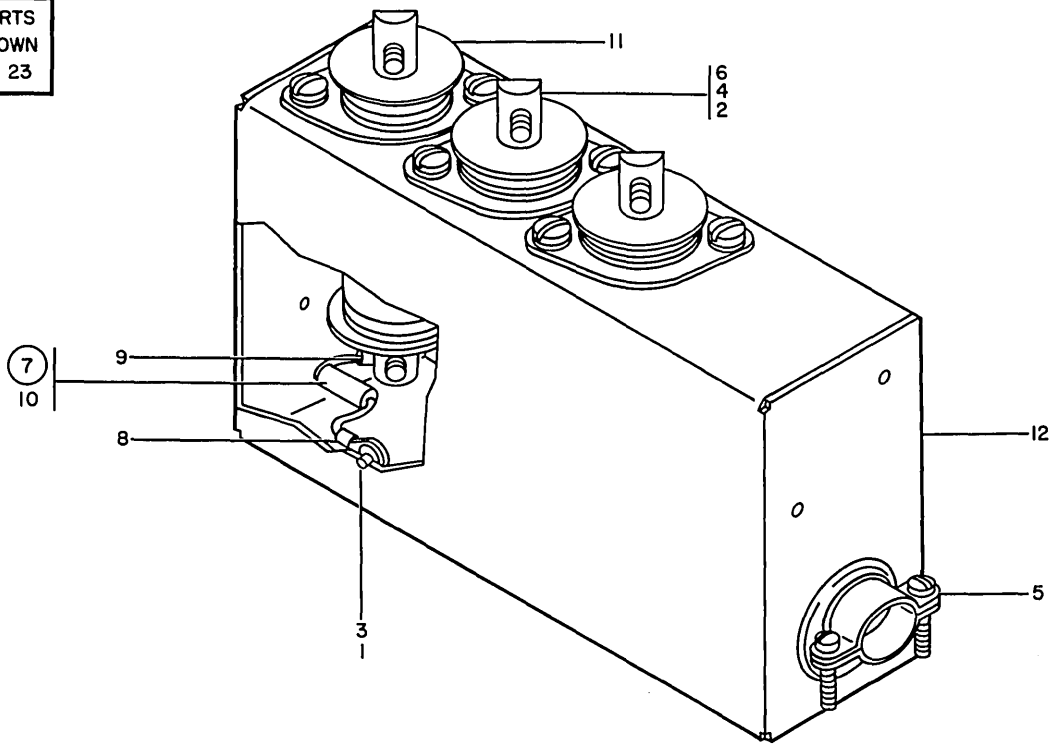


FIGURE 32. FILTER ASSEMBLY-60 CYCLE. SEE LIST 32.

LIST AND INDEX NUMBER	PART NUMBER	DESCRIPTION				UNITS PER ASM.	USABLE ON CODE
		1	2	3	4		
		FILTER ASSEMBLY - 60 CYCLE					
32 -	5392910	FILTER BOX ASSEMBLY SEE LIST 23-81 FOR NEXT HIGHER ASSEMBLY AND FIGURE 32 FOR ILLUSTRATION				REF	
- 1	55901	• WASHER, LOCK-EXT TEETH NO. 8 X 0.381 OD				3	
- 2	56079	• WASHER, LOCK-EXT T .195 ID .410 OD				6	
- 3	58207	• SCREW, MACH-UNDRCT BIND HD 8-32 X 1/4 LG				3	
- 4	236849	• SCREW, MACH-BIND HD 10/32 X 1/4 LG				6	
- 5	342250	• ADAPTER, CABLE TO CONNECTOR				1	
- 6	5213571	• CAPACITOR				3	
- 7	536421E	• RESISTOR ASM				3	
- 8	52784	• TERMINAL, RING-18-22 AWG, NO. 8, INS				1	
- 9	334768	• TERMINAL, RING-16-22 AWG 1/4 MTG HOLE				1	
- 10	503498	• RESISTOR, FXD, COMP-1 MEGOHM P/M 5% 1W				1	
- 11	5364501	• INSULATOR				6	
- 12	5392911	• FILTER-BOX				1	

FOR PARTS  
NOT SHOWN  
SEE FIG. 24

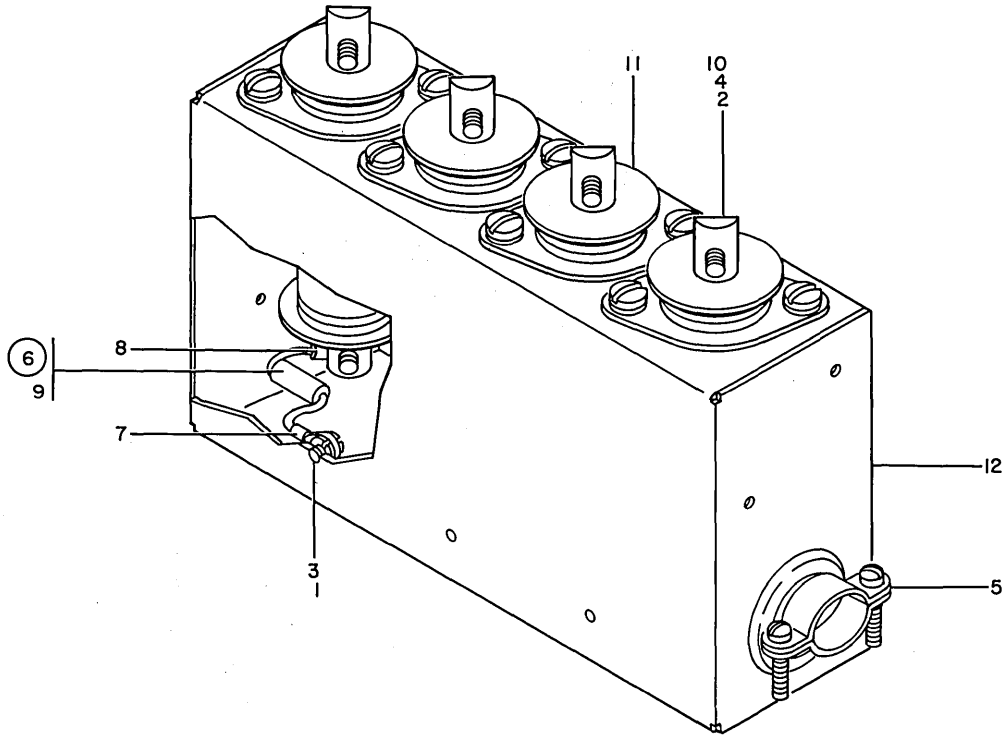
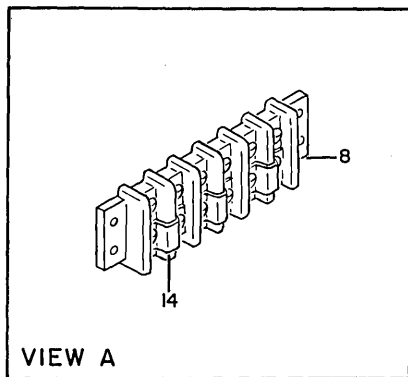


FIGURE 33. FILTER ASSEMBLY-50 CYCLE. SEE LIST 33.

LIST AND INDEX NUMBER	PART NUMBER	DESCRIPTION				UNITS PER ASM.	USABLE ON CODE
		1	2	3	4		
		FILTER ASSEMBLY - 50 CYCLE					
33 -	5392934	FILTER BOX ASSEMBLY SEE LIST 24-85 FOR NEXT HIGHER ASSEMBLY AND FIGURE 33 FOR ILLUSTRATION				REF	
- 1	55901	• WASHER, LOCK-EXT TEETH NO. 8 X 0.381 OD				4	
- 2	56C79	• WASHER, LOCK-EXT T .195 ID .410 OD				8	
- 3	58207	• SCREW, MACH-UNDRCT BIND HD 8-32 X 1/4 LG				4	
- 4	236849	• SCREW, MACH-BIND HD 10/32 X 1/4 LG				8	
- 5	34225C	• ADAPTER, CABLE TC CONNECTOR				1	
- 6	536421E	• RESISTOR ASM				4	
- 7	92784	• TERMINAL, RING-18/22 AWG, NO. 8, INS				1	
- 8	334768	• TERMINAL, RING-16-22 AWG 1/4 MTG HOLE				1	
- 9	5C3498	• RESISTOR, FXD, COMP-1 MECCHM P/M 5% 1W				1	
- 10	5213571	• CAPACITOR				4	
- 11	5364501	• INSULATOR				24	
- 12	5392933	• FILTER BOX				1	



FOR PARTS  
NOT SHOWN  
SEE FIG. 23 & 24

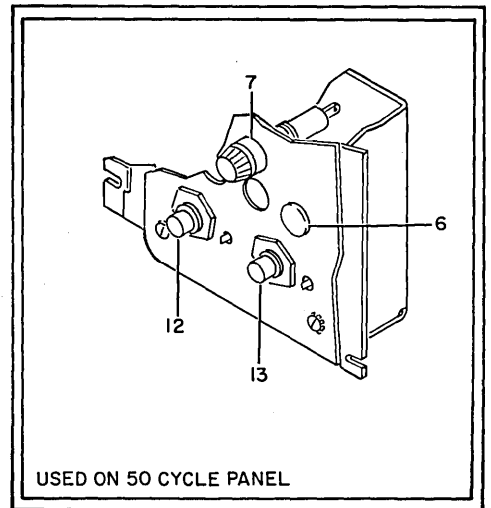
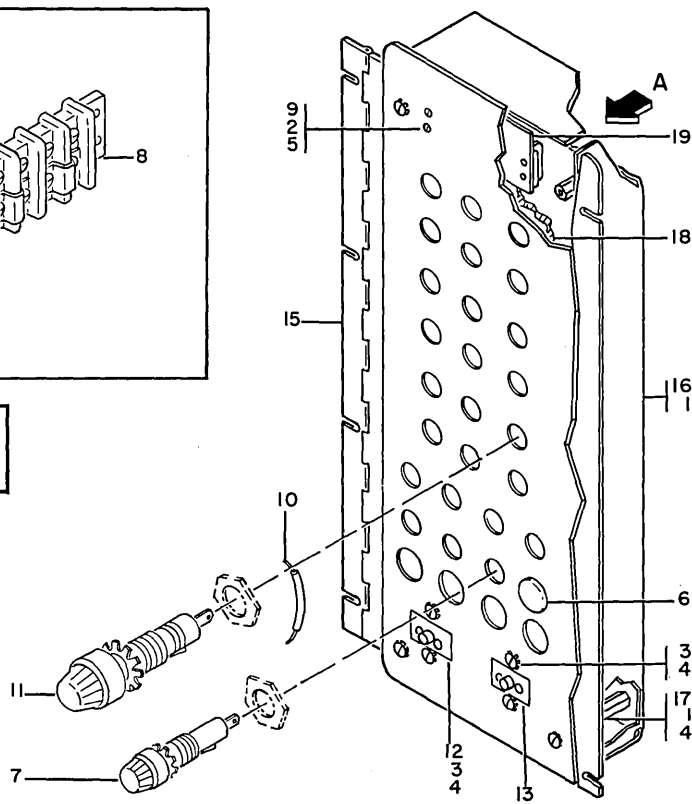


FIGURE 34. FUSE PANEL ASSEMBLY-USED BEFORE D9 SUFFIX. SEE LIST 34.

LIST AND INDEX NUMBER	PART NUMBER	DESCRIPTION	UNITS PER ASM.	USABLE ON CODE
		1 2 3 4		
		FUSE PANEL ASSEMBLY-USED BEFORE B9 SUFFIX		
34 -		CODE A USED CA 60 CYCLE FUSE PANEL ASM CODE B USED CN 50 CYCLE FUSE PANEL ASM		
	5412603	PANEL ASM- FUSE 60 CYCLE SEE LIST 23-86 FOR NEXT HIGHER ASSEMBLY AND FIGURE 34 FOR ILLUSTRATION	REF	A
	5412604	PANEL ASM- FUSE 50 CYCLE SEE LIST 24-91 FOR NEXT HIGHER ASSEMBLY AND FIGURE 34 FOR ILLUSTRATION	REF	B
- 1	34512	• SCREW,BIND.HD 8-32 X .375 LG	8	
- 2	38051	• NUT,PLAIN,HEX- 6-32 X 1/4 FL W STL	4	
- 3	55726	• SCREW-BD HD 6-32 X .188 LG	4	A
- 4	60646	• WASHER,LOCK-INT TEETH NO. 8 X 0.340 OD	4	A
- 5	62031	• WASHER,LOCK-INT TEETH NO. 6 X 0.295 OD	4	
- 6	134835	• PLUG,SNAP CN- 51/64 CD	AR	
- 7	179946	• HOLDER-FUSE	1	
- 8	317232	• TERMINAL BOARD- 6 DBL SCREW TERMINALS	1	
- 9	322550	• SCREW,MACH-BIND HD 6-32 X 1/2 LG	4	
- 10	347819	• JUMPER ASSEMBLY	12	
- 11	360882	• FUSEHOLDER- 15 AMP 250V AC	AR	
- 12	524180	• CIRCUIT BREAKER-10 AMP	1	A
- 12	8016938	• CIRCUIT BREAKER-SINGLE POLE 10 AMP	1	B
- 13	535294	• CIRCUIT PROTECTOR, 2 AMP	1	A
- 13	8011178	• CIRCUIT BREAKER	1	
- 14	1143227	• JUMPER,BARRIER	3	
- 15	5412615	• PANEL-FUSE 60 CYCLE	1	A
- 15	5412644	• PANEL-FUSE 50CYCLE	1	B
- 16	5412616	• COVER-FUSE	1	
- 17	5412618	• SPACER 8-32UNC2B 2-1-2IN.LG	4	
- 18	5412621	• CABLE ASM- FUSE PNL TB5 TC FUSE	1	
- 19	5412626	SEE LIST 43-40C FOR COMPONENT PART • STRIP-MARKER 15A 6PCS	1	

FOR PARTS  
NOT SHOWN  
SEE FIG. 23A  
OR 24A

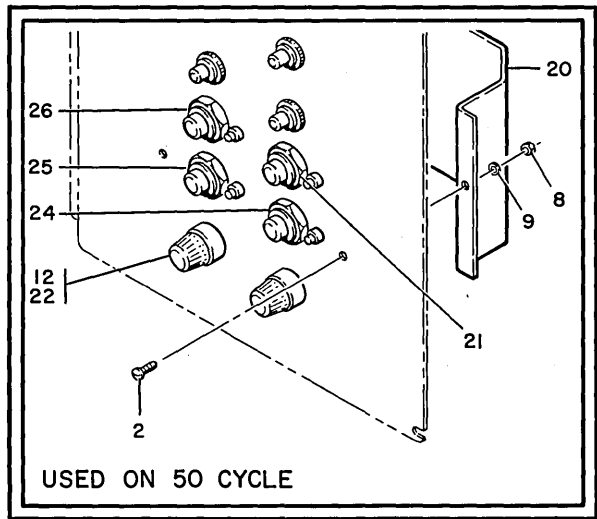
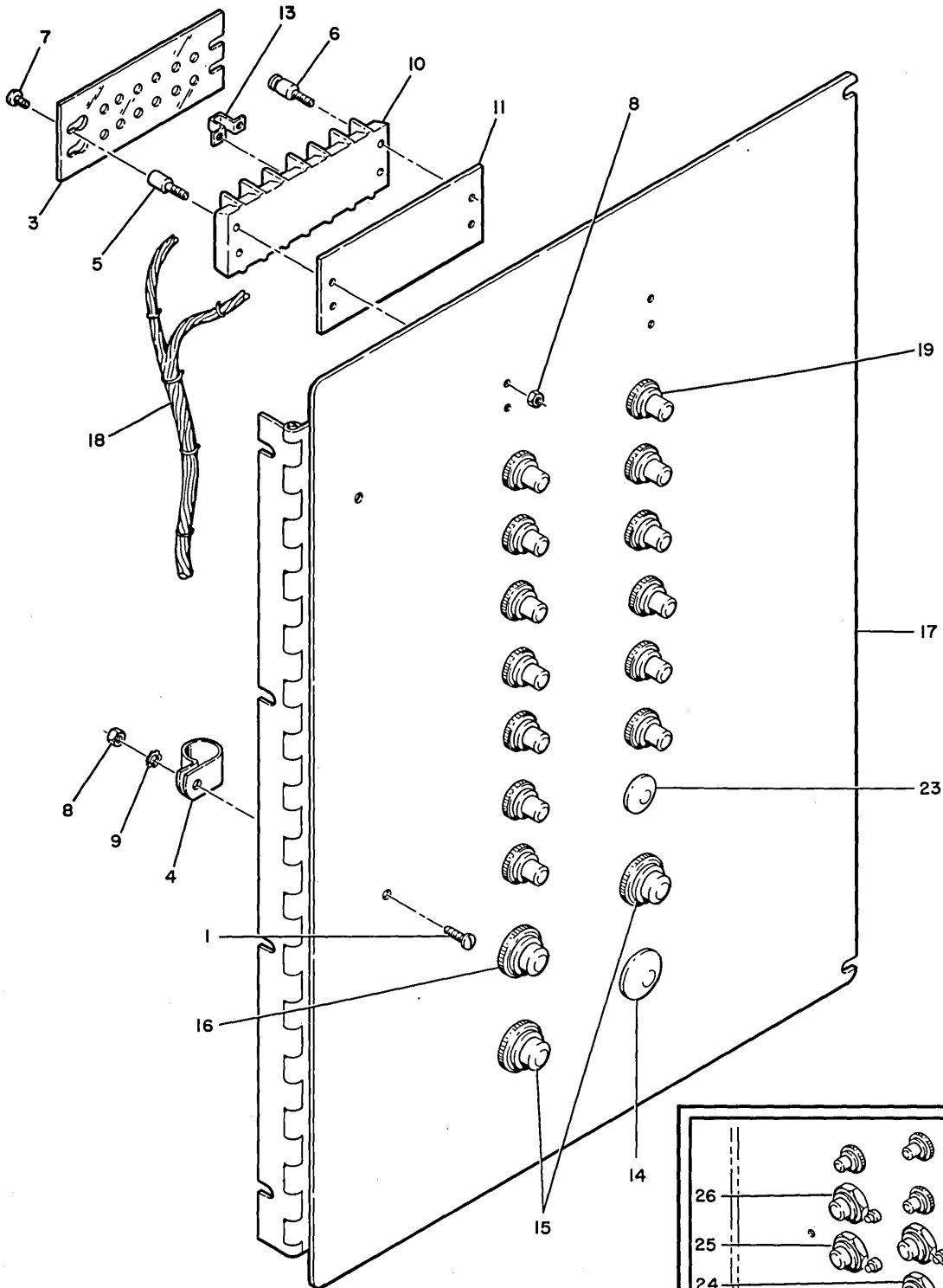


FIGURE 34A. FUSE PANEL ASSEMBLY—USED FROM B9 SUFFIX TO CURRENT. SEE LIST 34A.



LIST AND INDEX NUMBER	PART NUMBER	DESCRIPTION				UNITS PER ASM.	USABLE ON CODE
		1	2	3	4		
		FUSE PANEL ASSEMBLY-USED FROM P9 SUFFIX TO CURRENT					
34A-		CODE A USED ON ASM 2510861- 60 CYCLE CODE B USED ON ASM 2510893- 50 CYCLE					
	2510861	PANEL ASSEMBLY,FUSE- 60 CYCLE SEE LIST 23A-84 FOR NEXT HIGHER ASSEMBLY AND FIGURE 34A FOR ILLUSTRATION				REF	A
	2510893	PANEL ASSEMBLY,FUSE- 50 CYCLE SEE LIST 24A-97 FOR NEXT HIGHER ASSEMBLY AND FIGURE 34A FOR ILLUSTRATION				REF	B
- 1	38235	• SCREW MACH 6/32 X .310 LG				1	
- 2	81693	• SCREW,MACH-BIND HD 6-32 X 3/8 LG				AR	
- 3	186944	• SHIELD,TERMINAL BCARD- 6 POSITION				1	
- 4	206526	• CLAMP,SOCKET				1	
- 5	210883	• STUD-SHIELD MTG,TAPPED,NC. 6-32				1	
- 6	210884	• STUD-SHIELD MTG,NC. 6-32				3	
- 7	210984	• SCREW, RD HD MACH-6-32 X .250 LG				1	
- 8	257187	• NUT,PLAIN,HEX- 6-32 X 3/8 FL W				AR	
- 9	257586	• WASHER,FLAT NO. 6				AR	
- 10	317131	• TERMINAL BCARD- 6 DBL SCREW TERMINALS				1	
- 11	322266	• MARKER STRIP- 6 PCS NCS. 1 THRU 6				1	
- 12	360882	• FUSEHOLDER- 15 AMP 250V AC				2	B
- 13	472187	• JUMPER-BRASS				3	
- 14	8C5598	• PLUG,BUTTON				1	A
- 15	2218599	• CIRCUIT PROTECTOR- 10 AMP 250V				2	A
- 16	2229542	• CIRCUIT PROTECTOR, 7 AMP 250V				1	A
- 17	2510862	• PANEL,FUSE- 60 CYCLE				1	A
- 17	2510892	• PANEL,FUSE- 50 CYCLE				1	B
- 18	2510863	• CABLE ASM,FUSE PANEL-50/60 CYCLE SEE LIST 43,INDEX NUMBERS -16,-40D,-50 AND -52 FOR COMPONENT PARTS				1	
- 19	2510891	• CIRCUIT PROTECTOR- 2 AMP				13	A
- 19	4116964	• CIRCUIT PROTECTOR- 2.5A 250V 1 PCLE				12	B
- 20	2510914	• SHIELD, CIRCUIT PROTECTOR				1	B
- 21	4116954	• CIRCUIT PROTECTOR				1	9
- 22	5213806	• FUSE-CARTRIDGE 1.6AMPS, 250VOLTS				2	B
- 23	5422247	• PLUG,MAIN TOP COVER				1	A
- 24	8011178	• CIRCUIT BREAKER				1	B
- 25	8016931	• CIRCUIT BREAKER				1	B
- 26	8016938	• CIRCUIT BREAKER-SINGLE PCLE 10 AMP				1	B

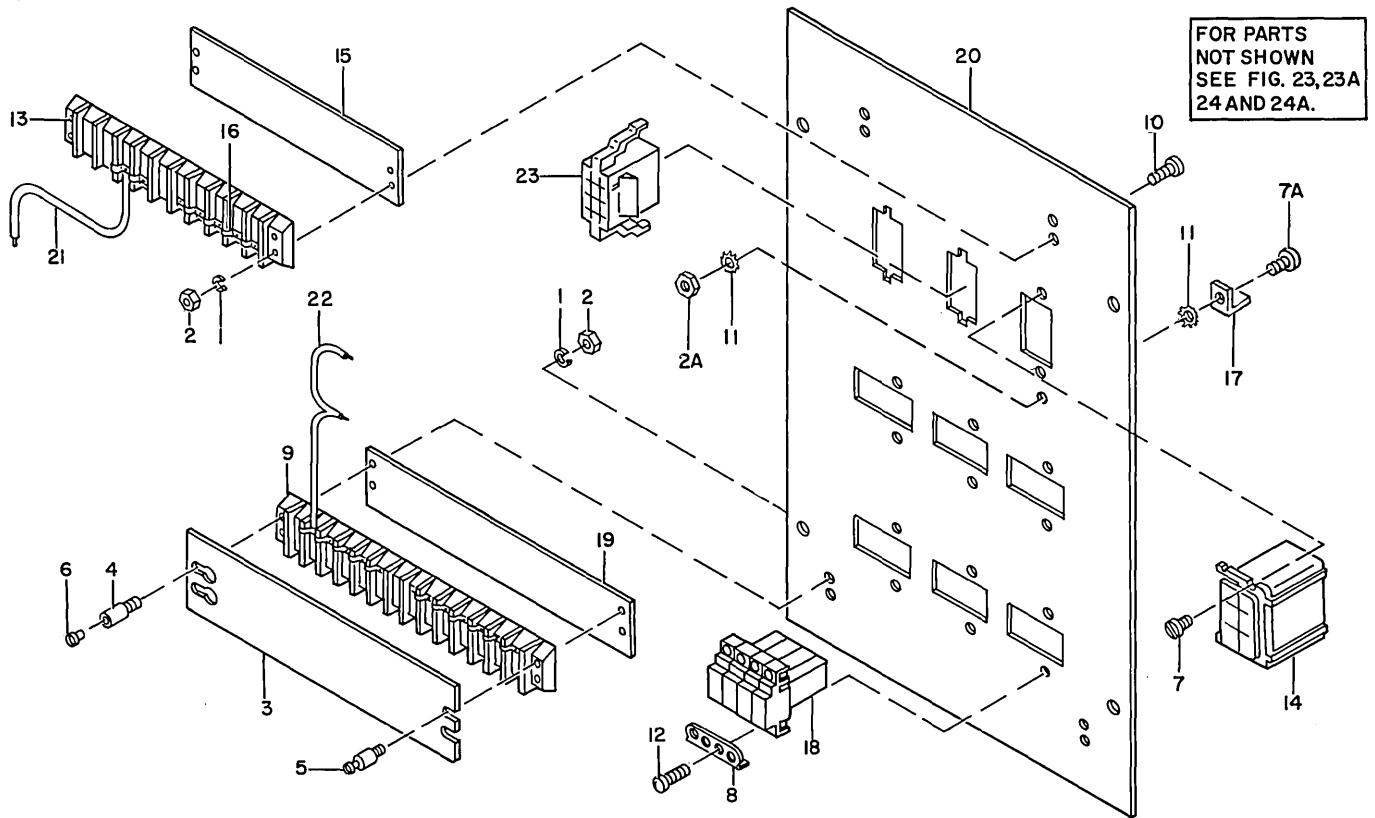


FIGURE 35. CONNECTOR PANEL ASSEMBLY. SEE LIST 35.

LIST AND INDEX NUMBER	PART NUMBER	DESCRIPTION				UNITS PER ASM.	USABLE ON CODE
		1	2	3	4		
		CONNECTOR PANEL ASSEMBLY					
35 -		CODE A USED ON 60 CYCLE CONNECTOR PANEL CODE B USED ON 50 CYCLE CONNECTOR PANEL					
	5412605	PANEL ASM-CONNECTOR 60 CYCLE SEE LISTS 23-87 AND 23A-138 FOR NEXT HIGHER ASSEMBLY AND FIGURE 35 FOR ILLUSTRATION				REF	A
	5412641	PANEL ASM-CONNECTOR,50 CYCLE SEE LISTS 24-107 AND 24A-130 FOR NEXT HIGHER ASSEMBLY AND FIGURE 35 FOR ILLUSTRATION				REF	B
- 1	6364	• WASHER,LOCK-SPLIT NC. 6 X 1/4 OD				8	
- 2	38051	• NUT,PLAIN,HEX- 6-32 X 1/4 FL W STL				8	
- 2A	37913	• NUT,PLAIN-HEX,4-40 X 1/4 IN. FL W				1	
- 3	151485	• SHIELD,TERMINAL BLCK				1	
- 4	210883	• STUD-SHIELD MTG,TAPPED,NC. 6-32				1	
- 5	210884	• STUD-SHIELD MTG,NC. 6-32				3	
- 6	210584	• SCREW, RD HD MACH-6-32 X .250 LG				1	
- 7	251970	• SCREW-MACH BD. HD. 4-40 X 1/4 LG				2	
- 7A	338238	• SCREW, MACH-BD HD 4-40 NC X .3125 LG				1	
- 8	284424	• CLIP-RELAY MCULDING BOTTOM MCUNTING				12	
- 9	317314	• TERMINAL BOARD- 4 DBL SCREW TERMINALS				1	
- 10	322550	• SCREW,MACH-BIND HD 6-32 X 1/2 LG				4	
- 11	338165	• WASHER,LOCK-EXT TEETH NO. 4 X .260 OD				2	
- 12	438549	• SCREW,MACH-BIND HD 4-40 X 7/16 LG				12	
- 13	522850	• TERMINAL BOARD-W/BARR 10DBL SCREW TERM				1	
- 14	523269	• HOUSING,RECEPTACLE				1	
- 15	590774	• MARKER STRIP,0 POSITION T.B.				1	

LIST AND INDEX NUMBER	PART NUMBER	DESCRIPTION	UNITS PER ASM.	USABLE ON CODE
		1 2 3 4 CONNECTOR PANEL ASSEMBLY -CONT		
35 - 16	1143227	. JUMPER,BARRIER	11	
- 17	5271288	. TERMINAL,FIXED TAB	1	
- 18	5353851	. HOUSING,CONNECTOR RECEPTACLE, 3 POSITION	24	
- 19	5355504	. STRIP,MARKER	1	
- 20	5412614	. PANEL-CONNECTOR	1	
- 21	5412622	. CABLE ASM- CONNECTORS J2,J9 SEE LIST 43-40D AND-43D FOR COMPONENT PARTS	1	
- 22	5412625	. CABLE ASSEMBLY-TB3 TC CONNECTORS J2-J9 SEE LIST 43-40C AND -43D FOR COMPONENT PARTS	1	A
- 22	5412640	. CABLE ASSEMBLY-POWER TB3 SEE LIST 43-40C AND -43D FOR COMPONENT PARTS	1	B
- 23	5412639	. HOUSING-SOCKET TERMINAL 12PCS	2	

FOR PARTS  
NOT SHOWN  
SEE FIG. 7 & 8

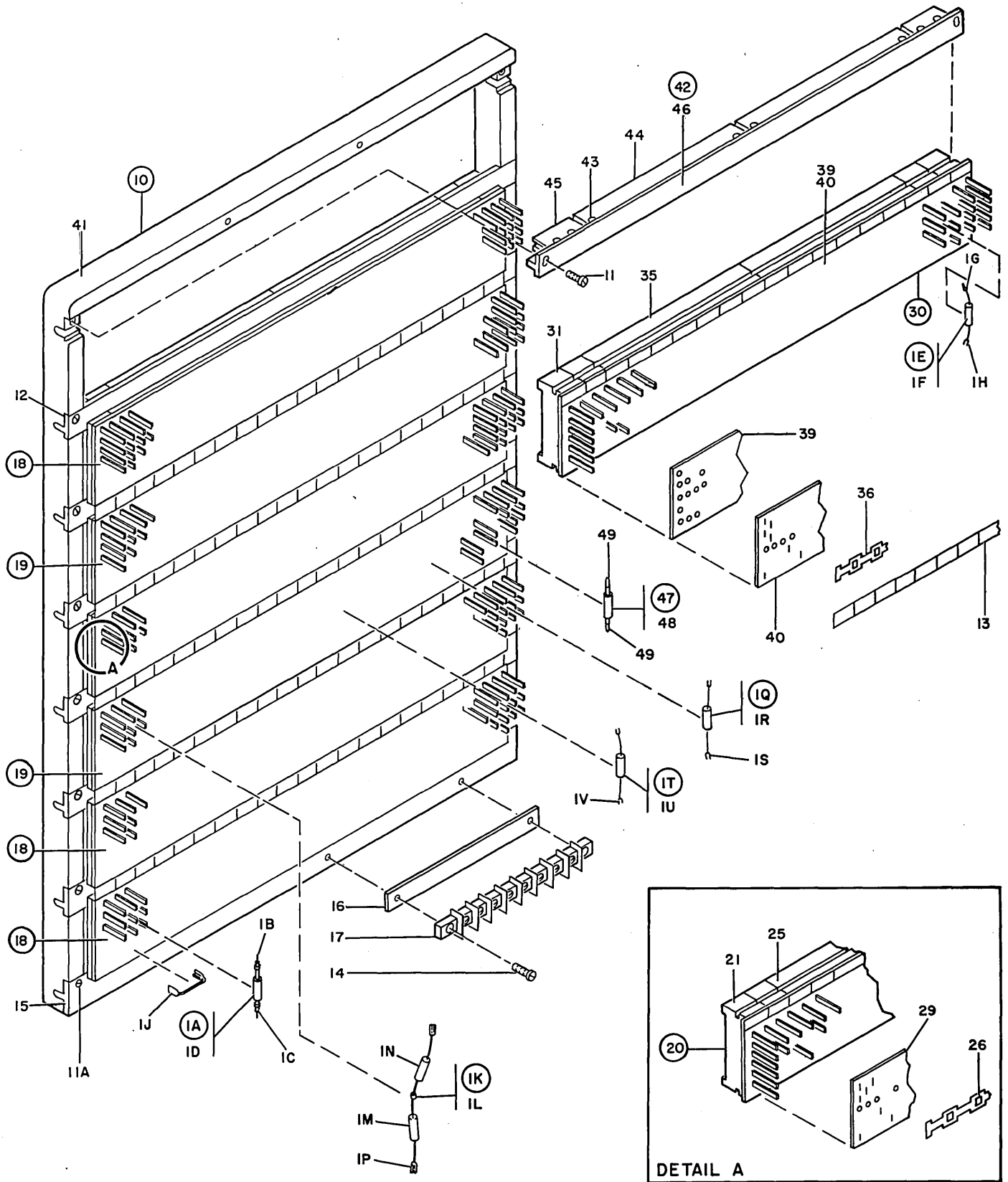


FIGURE 36. CHASSIS ASSEMBLIES-01/02/03A1. SEE LIST 36.

LIST AND INDEX NUMBER	PART NUMBER	DESCRIPTION	UNITS PER ASM.	USABLE ON CODE
		CHASSIS ASSEMBLIES - 01/02/03A1 -CONT		
36 -		CODE A USED ON MODELS 1,2,3-01A1 CHASSIS CODE B USED ON MODELS 2,3-02A1 CHASSIS CODE C USED ON MODEL 3-03A1 CHASSIS CODE D USED ON MODELS 4,5,6-01A1 CHASSIS CODE E USED ON MODELS 5,6-02A1 CHASSIS CODE F USED ON MODEL 6-03A1 CHASSIS CODE 1 USED ON ASM PRIOR TO G6 SUFFIX CODE 2 USED ON ASM FROM G6 TO CURRENT		
	5414344 5414344 5414344	CHASSIS ASM-01/02/03A1-50/6CCY-MOD 1,2,3 CHASSIS ASM-01/02/03A1-50/6CCY-MOD 1,2,3 CHASSIS ASM-01/02/03A1-50/6CCY-MOD 1,2,3	REF REF REF	A B C
	5414362	SEE LISTS 7-86 AND 8-16 FOR NEXT HIGHER ASSEMBLY AND FIGURE 36 FOR ILLUSTRATION CHASSIS ASM-01/02/03A1-50/6CCY-MOD 4,5,6	REF	D
	5414362 5414362	CHASSIS ASM-01/02/03A1-50/6CCY-MOD 4,5,6 CHASSIS ASM-01/02/03A1-50/6CCY-MOD 4,5,6 SEE LISTS 7-86 AND 8-16 FOR NEXT HIGHER ASSEMBLY AND FIGURE 36 FOR ILLUSTRATION	REF REF	E F
- 1A	2156900	. DIODE ASSEMBLY USED ON ALL MODELS 1,2,3	2	
- 1A	2156900	. DIODE ASSEMBLY USED ON ALL MODELS 4,5,6 SEE LISTS 7-51A AND 8-34 FOR NEXT HIGHER ASSEMBLY	3	
- 1B	216265	. . TERMINAL,FEMALE-20/24 AWG	1	
- 1C	512848	. . INSULATOR,TUBING	1	
- 1D	2111232	. . DIODE,SEMICONDUCTOR-TYPE AM	1	
- 1E	2503945	. CAPACITOR ASM SEE LISTS 7-52F AND 8-36 FOR NEXT HIGHER ASSEMBLY	1	
- 1F	124582	. . CAPACITOR,TANTALUM 1 MFD 10% 35VOLTS	1	
- 1G	186567	. . TERMINAL,SPADE-20/24 AWG,NC. 6,NGN-INS	1	
- 1H	596255	. . TERMINAL,SLIP CN-20/24 AWG	1	
- 1J	556474	. JUMPER ASSEMBLY,NO.24,YELLOW,STRANDED SEE LIST 5-16 FOR NEXT HIGHER ASSEMBLY	1	
		USED ON 01A1 CHASSIS-MODELS 1,4 USED ON 02A1 CHASSIS-MODELS 2,5 USED ON 03A1 CHASSIS-MODELS 3,6 SEE LIST 43-65 FOR COMPONENT PART		
- 1K	2504245	. CAPACITOR ASSEMBLY SEE LISTS 7-52Q AND 8-37 FOR NEXT HIGHER ASSEMBLY	2	
- 1L	311447	. . SPLICE-RC	1	
- 1M	317007	. . RESISTOR,FXD,COMP- 220 OHMS P/M 5% 1/2W	1	
- 1N	482175	. . CAPACITOR	1	
- 1P	596255	. . TERMINAL,SLIP CN-20/24 AWG	2	
- 1Q	2503956	. RESISTOR ASSEMBLY	2	
		SEE LISTS 7-52B AND 8-9 FOR NEXT HIGHER ASSEMBLY		
- 1R	213547	. . RESISTOR,FXD,COMP- 15K P/M 5% 1/2W	1	
- 1S	596255	. . TERMINAL,SLIP CN-20/24 AWG	2	
- 1T	2172551	. CAPACITOR ASSEMBLY SEE LISTS 7-52E AND 8-35 FOR NEXT HIGHER ASSEMBLY	2	
- 1U	222069	. . CAPACITOR,FXD,ELEC-22 UF P/M 10% 35VDCW	1	
- 1V	216265	. . TERMINAL,FEMALE-20/24 AWG	2	
- 10	5414370	. CHASSIS 01/02/03A1	1	
- 11	1C17C	. . SCREW-MACH,BIND HD NO. 6-32 X .250 LG	14	
- 11A	34512	. . SCREW,BIND.HD 8-32 X .375 LG	2	
- 12	216093	. . T-BAR	6	
- 13	216286	. . LABEL-NUMBERING R TO L 1 THRU 28	7	
- 14	81693	. . SCREW,MACH-BIND HD 6-32 X 3/8 LG	4	
- 15	347899	. . T-BAR-LOWER RAIL	1	
- 16	4E0CC4	. . STRIP-TERMINAL BOARD	2	
- 17	4E0CC07	. . TERMINAL BOARD- 8 SINGLE SCREW TERMINALS	2	
- 18	579785	. . CARD RECEPTACLE RCW ASSEMBLY	3	
- 19	5414368	. . CARD RECEPTACLE-ROW ASSEMBLY	2	
- 20	5414369	. . CARD RECEPTACLE-RCW ASSEMBLY	1	



FOR PARTS  
NOT SHOWN  
SEE FIG. 7

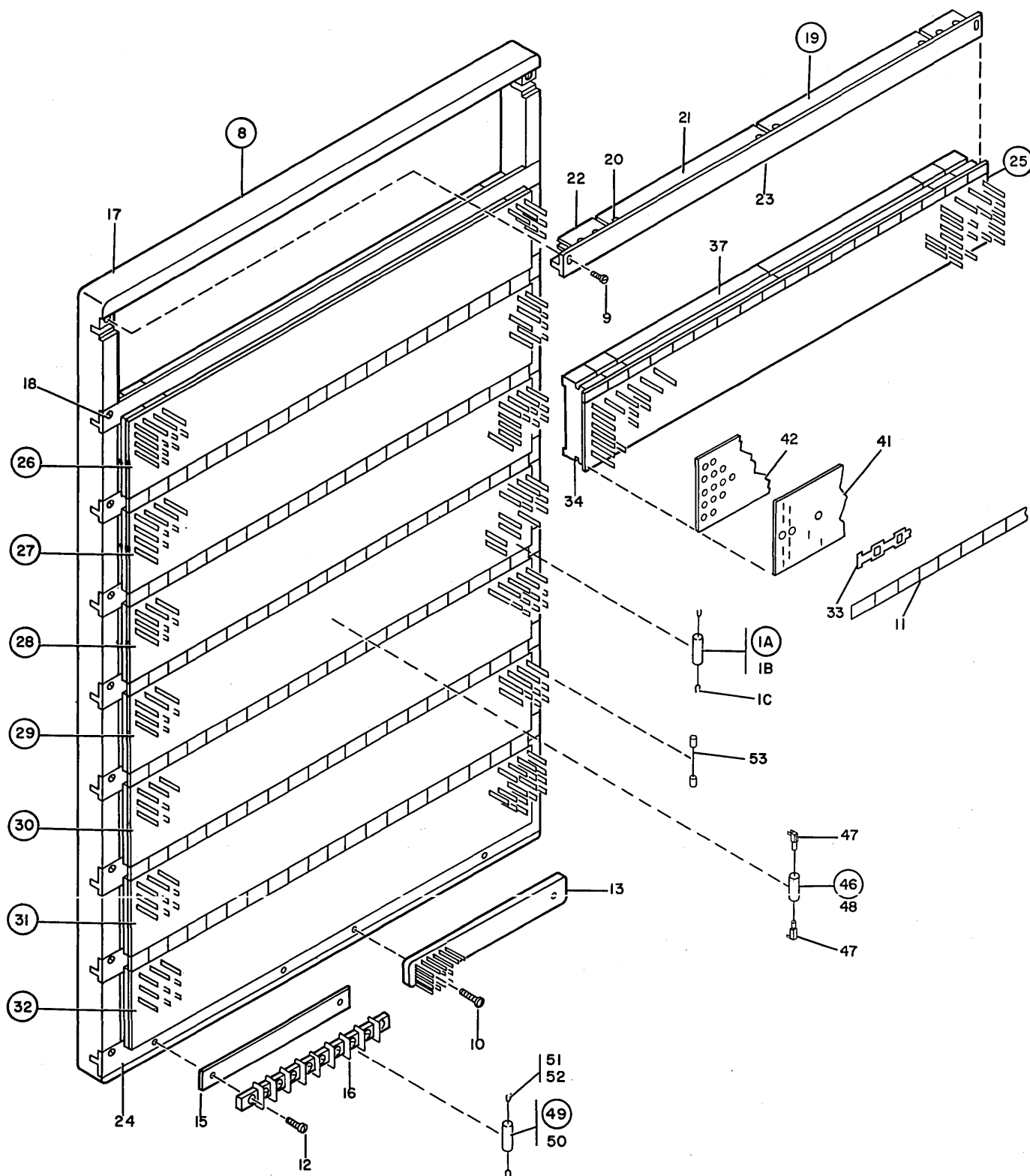


FIGURE 37. CHASSIS ASSEMBLIES-01A3/A4/B3/B4, MODELS 1, 2, 3. SEE LIST 37.

LIST AND INDEX NUMBER	PART NUMBER	DESCRIPTION				UNITS PER ASM.	USABLE ON CODE
		1	2	3	4		
		CHASSIS ASSEMBLIES - 01A3/A4/B3/B4, MODELS 1,2,3					
37 -		CCDE A USED CN CHASSIS ASM 01A3 CODE B USED CN CHASSIS ASM 01A4 CCDE C USED CN CHASSIS ASM 01B3 CODE D USED CN CHASSIS ASM 01B4 CODE 1 USED CN ASM PRICR TO E6 SUFFIX CCDE 2 USED CN ASM FRCM E6 TC CURRENT CCDE 3 USED CN ASM PRICR TC L6 SUFFIX CODE 4 USED CN ASM FRCM L6 TC CURRENT					
	5414345	CHASSIS ASM-01A3-50/60 CY-MCDELS 1,2,3 SEE LIST 7-87 FCR NEXT HIGHER ASSEMBLY AND FIGURE 37 FCR ILLUSTRATION				REF	A
	5414346	CHASSIS ASM-01A4-50/60 CY-MCDELS 1,2,3 SEE LIST 7-88 FCR NEXT HIGHER ASSEMBLY AND FIGURE 37 FCR ILLUSTRATION				REF	B
	541434E	CHASSIS ASM-01B3-50/60 CY-MCDELS 1,2,3 SEE LIST 7-89 FCR NEXT HIGHER ASSEMBLY AND FIGURE 37 FCR ILLUSTRATION				REF	C
	5414349	CHASSIS ASM-01B4-50/60 CY-MCDELS 1,2,3 SEE LIST 7-90 FCR NEXT HIGHER ASSEMBLY AND FIGURE 37 FCR ILLUSTRATION				REF	D
- 1A	2507C62	. RESISTOR ASM SEE LIST 7-52S FCR NEXT HIGHER ASSEMBLY				1	C
- 1B	481480	. . RESISTOR,FXD,FILM-95.3 CHM P/M 1% .500W				1	
- 1C	556255	. . TERMINAL,SLIP CN-20/24 AWG				2	
- 8	5414375	. CHASSIS ASM- 01B3				1	C
- 8	5414376	. CHASSIS ASM- 01B4				1	D
- 8	5414377	. CHASSIS ASM- 01A3				1	A
- 8	5414378	. CHASSIS ASM- 01A4				1	B
- 9	1017C	. . SCREW-MACH,BIND HD NC. 6-32 X .250 LG				18	
- 10	38262	. . SCREW,MACH-FIL H 4-40 X 1/4 LG				4	
- 11	216285	. . LABEL-NUMBERING L TC R 1 THRU 28				8	C
- 11	216285	. . LABEL-NUMBERING L TC R 1 THRU 28				8	D
- 11	216286	. . LABEL-NUMBERING R TC L 1 THRU 28				9	A
- 11	216286	. . LABEL-NUMBERING R TC L 1 THRU 28				9	B
- 12	236550	. . SCREW,MACH-BIND HD 4-40 X 0.375 LG				4	
- 13	354533	. . BLOCK,DUMMY-SMS CHASSIS				2	C
- 13	354533	. . BLOCK,DUMMY-SMS CHASSIS				2	D
- 15	480004	. . STRIP-TERMINAL BCARD				2	1A
- 15	5420517	. . INSULATOR STRIP,9 POS				2	2A
- 15	480004	. . STRIP-TERMINAL BCARD				1	1B
- 15	5420517	. . INSULATOR STRIP,9 PCS				1	2B
- 15	480004	. . STRIP-TERMINAL BCARD				1	1C
- 15	5420517	. . INSULATOR STRIP,9 POS				1	2C
- 15	480004	. . STRIP-TERMINAL BCARD				1	1D
- 15	5420517	. . INSULATOR STRIP,9 POS				1	2D
- 16	480007	. . TERMINAL BCARD- 8 SINGLE SCREW TERMINALS				2	1A
- 16	5414193	. . BARRIER STRIP- 9 PCSITICN				2	2A
- 16	480007	. . TERMINAL BOARD- 8 SINGLE SCREW TERMINALS				1	1B
- 16	5414193	. . BARRIER STRIP- 9 POSITION				1	2B
- 16	480007	. . TERMINAL BOARD- 8 SINGLE SCREW TERMINALS				1	1C
- 16	5414193	. . BARRIER STRIP- 9 PCSITICN				1	2C
- 16	480007	. . TERMINAL BCARD- 8 SINGLE SCREW TERMINALS				1	1D
- 16	5414193	. . BARRIER STRIP- 9 PCSITION				1	2D
- 17	5362127	. . CHASSIS,ELECTRICAL				1	
- 18	5362198	. . T-BAR				7	
- 19	5382075	. . T-BAR AND ADAPTER ASSEMBLY				1	C
- 19	5382075	. . T-BAR AND ADAPTER ASSEMBLY				1	D
- 19	5414373	. . T-BAR,TB MTG				1	A
- 19	5414373	. . T-BAR,TB MTG				1	B
- 20	38264	. . SCREW,MACH-FIL H 4-40 X 3/8 LG				8	
- 21	216091	. . ADAPTER-CARD GUIDE				2	
- 22	216212	. . ADAPTER-SINGLE CARD GUIDE				2	
- 23	382076	. . CONNECTOR				1	C
- 23	382076	. . CCONNECTOR				1	D
- 23	5414371	. . ADAPTER-T BAR,TB MTG				1	A
- 23	5414371	. . ADAPTER-T BAR,TB MTG				1	B
- 24	5414372	. . T BAR,TERMINAL BCARD MOUNTING				1	
- 25	5414402	. . CARD RECEPTACLE-RCW ASSEMBLY				1	A
- 25	5414405	. . CARD RECEPTACLE-RCW ASSEMBLY				1	B
- 25	5414413	. . CARD RECEPTACLE-RCW ASSEMBLY				1	C
- 25	5414416	. . CARD RECEPTACLE-RCW ASSEMBLY				1	D



LIST AND INDEX NUMBER	PART NUMBER	DESCRIPTION				UNITS PER ASM.	USABLE ON CODE
		1	2	3	4		
		CHASSIS ASSEMBLIES - CIA3/A4/B3/B4, MODELS 1,2,3 -CONT					
37- 26	5414403	. . . CARD RECEPTACLE-RCW ASSEMBLY				1	B
- 26	5414408	. . . CARD RECEPTACLE-RCW ASSEMBLY				1	A
- 26	5414414	. . . CARD RECEPTACLE-RCW ASSEMBLY				1	C
- 26	5414417	. . . CARD RECEPTACLE-RCW ASSEMBLY				1	D
- 27	5414403	. . . CARD RECEPTACLE-RCW ASSEMBLY				1	B
- 27	5414409	. . . CARD RECEPTACLE-RCW ASSEMBLY				1	A
- 27	5414414	. . . CARD RECEPTACLE-RCW ASSEMBLY				1	C
- 27	5414419	. . . CARD RECEPTACLE-RCW ASSEMBLY				1	D
- 28	5414403	. . . CARD RECEPTACLE-RCW ASSEMBLY				1	B
- 28	5414414	. . . CARD RECEPTACLE-RCW ASSEMBLY				1	C
- 28	5414419	. . . CARD RECEPTACLE-RCW ASSEMBLY				1	D
- 28	5414420	. . . CARD RECEPTACLE-RCW ASSEMBLY				1	3A
- 28	5414409	. . . CARD RECEPTACLE-RCW ASSEMBLY				1	4A
- 29	5414404	. . . CARD RECEPTACLE-RCW ASSEMBLY				1	B
- 29	5414409	. . . CARD RECEPTACLE-RCW ASSEMBLY				1	A
- 29	5414414	. . . CARD RECEPTACLE-RCW ASSEMBLY				1	C
- 29	5414419	. . . CARD RECEPTACLE-RCW ASSEMBLY				1	D
- 30	5414406	. . . ROW ASM,CARD RECEPTACLE				1	B
- 30	5414409	. . . CARD RECEPTACLE-RCW ASSEMBLY				1	A
- 30	5414421	. . . CARD RECEPTACLE-RCW ASSEMBLY				1	C
- 30	5414419	. . . CARD RECEPTACLE-RCW ASSEMBLY				1	D
- 31	5414406	. . . ROW ASM,CARD RECEPTACLE				1	B
- 31	5414406	. . . ROW ASM,CARD RECEPTACLE				1	C
- 31	5414409	. . . CARD RECEPTACLE-RCW ASSEMBLY				1	A
- 31	5414419	. . . CARD RECEPTACLE-RCW ASSEMBLY				1	D
- 32	5414403	. . . CARD RECEPTACLE-RCW ASSEMBLY				1	B
- 32	5414412	. . . CARD RECEPTACLE-RCW ASSEMBLY				1	A
- 32	5414415	. . . CARD RECEPTACLE-RCW ASSEMBLY				1	C
- 32	5414418	. . . CARD RECEPTACLE-RCW ASSEMBLY				1	D
- 33	212822	. . . BUS BAR-CHAIN VCLTAGE				AR	
- 34	216076	. . . TERMINAL BLOCK AND CONTACT ASSEMBLY				4	
- 37	216083	. . . CARD RECEPTACLE ASSEMBLY				2	
- 41	725739	. . . PANEL,BACK INSULATOR,20 POSITION				1	
- 42	491463	. . . PLANE-GROUND USED ON ASM 5414402 THRU 5414406, 5414408,5414409,5414414 AND 5414417 THRU 5414421 ONLY				1	1
- 42	725738	. . . GROUND PLANE,20PCSITICN USED ON ASM 5414402 THRU 5414406, 5414408,5414409,5414414 AND 5414417 THRU 5414421 ONLY				1	2
- 42	5305032	. . . PLANE GROUND USED ON ASM 5414412 AND 5414415 ONLY				1	
- 42	553178	. . . PLANE GROUND				1	1
- 42	725530	. . . GROUND PLANE,20PCSITICN USED ON ASM 5414413 AND 5414415 ONLY				1	2
- 46	5420649	. . . CAPACITOR ASSEMBLY				AR	A
- 46	5420649	. . . CAPACITOR ASSEMBLY				2	B
- 46	5420649	. . . CAPACITOR ASSEMBLY				3	C
- 46	5420649	. . . CAPACITOR ASSEMBLY SEE LIST 7-120 FOR NEXT HIGHER ASSEMBLY				1	D
- 47	596255	. . . TERMINAL,SLIP CN 20/24 AWG				2	
- 48	217064	. . . CAPACITOR,FXD- 0.0027MFD P/M 10% 100VDC				1	
- 49	25C3987	. . . CAPACITOR ASSEMBLY SEE LIST 7-52M FOR NEXT HIGHER ASSEMBLY				1	A
- 50	474820	. . . CAPACITOR,TANTALUM 33 UF P/M 20% 75V				1	
- 51	186962	. . . TERMINAL,RING-20/24 AWG,NO. 6,NON-INS				2	
- 52	428548	. . . SCREW,MACH-BIND HD 4-40 X 3/16 LG				1	
- 53	5415C77	. . . JUMPER-DESKEW,BLACK,DRIVE 0				1	
- 53	5415C73	. . . JUMPER-DESKEW,BROWN,DRIVE 1				1	
- 53	5415C76	. . . JUMPER-DESKEW,RED,DRIVE 2				1	
- 53	5415C72	. . . JUMPER-DESKEW,ORANGE,DRIVE 3				1	
- 53	5415C75	. . . JUMPER-DESKEW,YELLOW,DRIVE 4				1	
- 53	5415C74	. . . JUMPER-DESKEW,GREEN,DRIVE 5				1	

FOR PARTS  
NOT SHOWN  
SEE FIG. 7

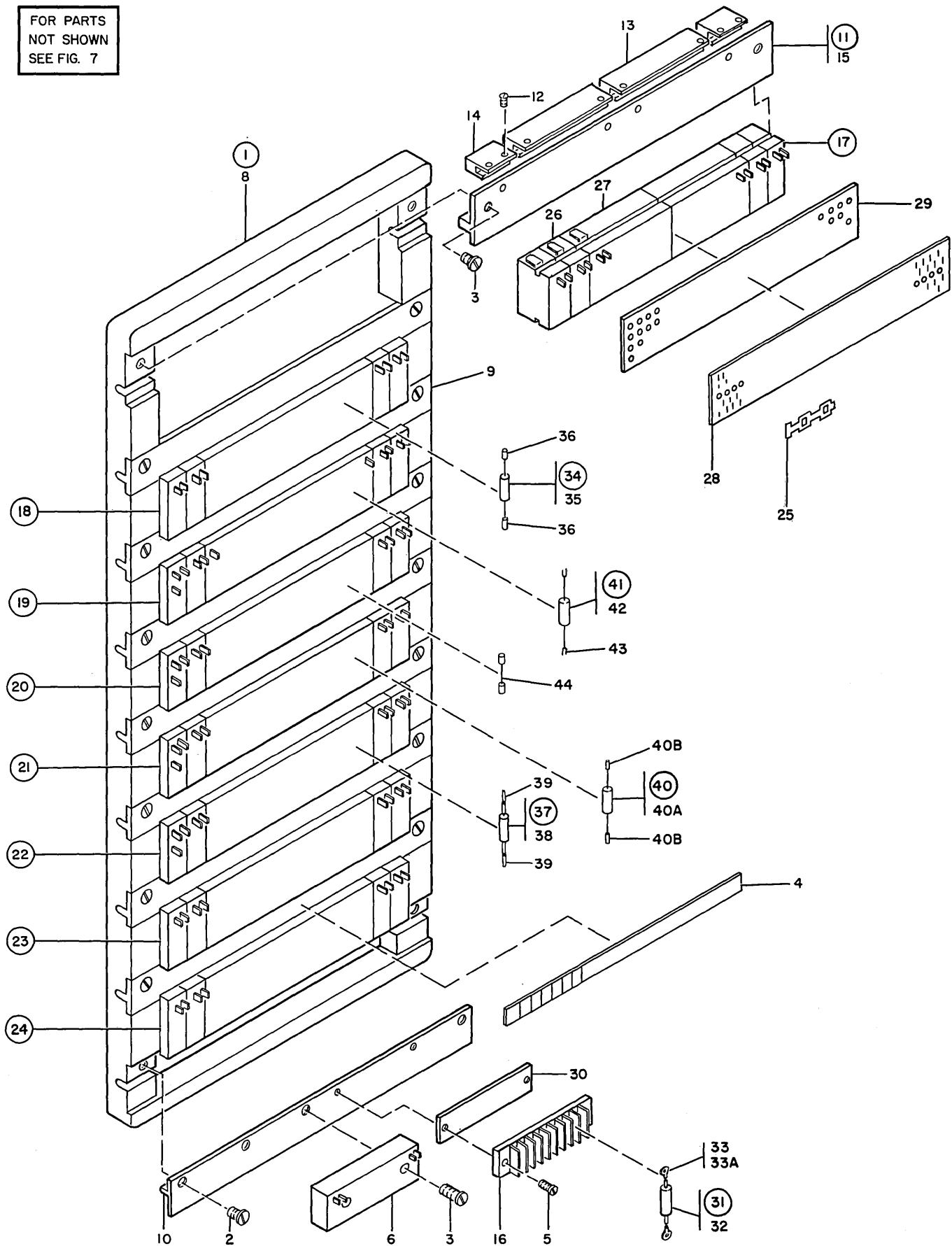


FIGURE 38. CHASSIS ASSEMBLIES-01A3/A4/B3/B4, MODELS 4, 5, 6. SEE LIST 38.

LIST AND INDEX NUMBER	PART NUMBER	DESCRIPTION				UNITS PER ASM.	USABLE ON CODE
		1	2	3	4		
		CHASSIS ASSEMBLIES - 01A3/A4/B3/B4, MODELS 4,5,6					
38 -		CODE A USED ON CHASSIS ASM 5414350 CODE B USED ON CHASSIS ASM 5414351 CODE C USED ON CHASSIS ASM 5414354 CODE D USED ON CHASSIS ASM 5414355 CODE 1 USED ON ASM PRICR TO E6 SUFFIX CODE 2 USED ON ASM FROM E6 TO CURRENT CODE 3 USED ON ASM PRICR TO L6 SUFFIX CODE 4 USED ON ASM FROM L6 TO CURRENT					
	5414350	CHASSIS ASM-01A3-50/60 CY-MODELS 4,5,6 SEE LIST 7-87 FOR NEXT HIGHER ASSEMBLY AND FIGURE 38 FOR ILLUSTRATION				REF	A
	5414351	CHASSIS ASM-01A4-50/60 CY-MODELS 4,5,6 SEE LIST 7-88 FOR NEXT HIGHER ASSEMBLY AND FIGURE 38 FOR ILLUSTRATION				REF	B
	5414354	CHASSIS ASM-01B3-50/60 CY-MODELS 4,5,6 SEE LIST 7-89 FOR NEXT HIGHER ASSEMBLY AND FIGURE 38 FOR ILLUSTRATION				REF	C
	5414355	CHASSIS ASM-01B4-50/60 CY-MODELS 4,5,6 SEE LIST 7-90 FOR NEXT HIGHER ASSEMBLY AND FIGURE 38 FOR ILLUSTRATION				REF	D
- 1	5420552	. CHASSIS ASSEMBLY-8X20 01A3 P				1	A
- 1	5420553	. CHASSIS ASSEMBLY-8X20 01A4 P				1	B
- 1	5420556	. CHASSIS ASSEMBLY-01B3				1	C
- 1	5420557	. CHASSIS ASSEMBLY 8X20 01B4 P				1	D
- 2	1017C	. . . SCREW-MACH,BIND HD NC. 6-32 X .250 LG				18	
- 3	38262	. . . SCREW,MACH-FIL H 4-40 X 1/4 LG				6	
- 4	216285	. . . LABEL-NUMBERING L TC R 1 THRU 28				7	C
- 4	216285	. . . LABEL-NUMBERING L TC R 1 THRU 28				7	D
- 4	216286	. . . LABEL-NUMBERING R TC L 1 THRU 28				5	A
- 4	216286	. . . LABEL-NUMBERING R TC L 1 THRU 28				8	B
- 5	236550	. . . SCREW,MACH-BIND HD 4-40 X 0.375 LG				4	
- 6	354533	. . . BLOCK,DUMMY-SMS CHASSIS				3	
- 8	5362127	. . . CHASSIS,ELECTRICAL				1	
- 9	5362198	. . . T-BAR				7	
- 10	5362056	. . . T-BAR				1	
- 11	5362075	. . . T-BAR AND ADAPTER ASSEMBLY				1	
- 12	38264	. . . SCREW,MACH-FIL H 4-40 X 3/8 LG				8	
- 13	216091	. . . ADAPTER-CARD GUIDE				2	
- 14	216212	. . . ADAPTER-SINGLE CARD GUIDE				2	
- 15	5382075	. . . T-BAR AND ADAPTER ASSEMBLY				1	
- 16	5414193	. . . BARRIER STRIP- 9 PCSITICK				2	
- 17	5414323	. . . CARD RECEPTACLE-RCW ASSEMBLY				1	B
- 17	5414328	. . . CARD RECEPTACLE-RCW ASSEMBLY				1	A
- 17	5414335	. . . CARD RECEPTACLE-RCW ASSEMBLY				1	C
- 17	5420513	. . . CARD RECEPTACLE,RCW ASSEMBLY				1	D
- 18	5414329	. . . CARD RECEPTACLE-RCW ASSEMBLY				1	A
- 18	5414336	. . . CARD RECEPTACLE-RCW ASSEMBLY				1	B
- 18	5414403	. . . CARD RECEPTACLE-RCW ASSEMBLY				1	3
- 18	5420514	. . . CARD RECEPTACLE,RCW ASSEMBLY				1	D
- 19	5414324	. . . CARD RECEPTACLE-RCW ASSEMBLY				1	2
- 19	5414406	. . . ROW ASM,CARD RECEPTACLE				1	C
- 19	5414419	. . . CARD RECEPTACLE-RCW ASSEMBLY				1	D
- 19	5420522	. . . CARD RECEPTACLE-RCW ASSEMBLY				1	A
- 20	5414324	. . . CARD RECEPTACLE-RCW ASSEMBLY				1	A
- 20	5414324	. . . CARD RECEPTACLE-RCW ASSEMBLY				1	B
- 20	5414406	. . . ROW ASM,CARD RECEPTACLE				1	3
- 20	5414419	. . . CARD RECEPTACLE-RCW ASSEMBLY				1	4
- 21	5414324	. . . CARD RECEPTACLE-ROW ASSEMBLY				1	A
- 21	5414325	. . . CARD RECEPTACLE-RCW ASSEMBLY				1	B
- 21	5414406	. . . ROW ASM,CARD RECEPTACLE				1	3
- 21	5414419	. . . CARD RECEPTACLE-RCW ASSEMBLY				1	4
- 22	5414324	. . . CARD RECEPTACLE-RCW ASSEMBLY				1	A
- 22	5414326	. . . CARD RECEPTACLE-RCW ASSEMBLY				1	B
- 22	5414406	. . . ROW ASM,CARD RECEPTACLE				1	3
- 22	5414419	. . . CARD RECEPTACLE-ROW ASSEMBLY				1	4

LIST AND INDEX NUMBER	PART NUMBER	DESCRIPTION				UNITS PER ASM.	USABLE ON CODE
		1	2	3	4		
		CHASSIS ASSEMBLIES - 01A3/A4/B3/B4, MODELS 4,5,6 -CONT					
38 - 23	5414324	. . . CARD RECEPTACLE-RCW ASSEMBLY				1	A
- 23	5414326	. . . CARD RECEPTACLE-RCW ASSEMBLY				1	B
- 23	5414330	. . . CARD RECEPTACLE-RCW ASSEMBLY				1	C
- 23	5420515	. . . CARD RECEPTACLE,RCW ASSEMBLY				1	D
- 24	5414327	. . . CARD RECEPTACLE-RCW ASSEMBLY				1	B
- 24	5414330	. . . CARD RECEPTACLE-RCW ASSEMBLY				1	A
- 24	5420512	. . . CARD RECEPTACLE,RCW ASSEMBLY				1	C
- 24	5420516	. . . CARD RECEPTACLE,RCW ASSEMBLY				1	D
- 25	212822	. . . . BUS BAR-CHAIN VOLTAGE				AR	
- 26	216076	. . . . TERMINAL BLOCK AND CONTACT ASSEMBLY				4	
- 27	216083	. . . . CARD RECEPTACLE ASSEMBLY				2	
- 28	725739	. . . . PANEL,BACK INSULATOR,20 POSITION				1	
- 29	491463	. . . . PLANE-GROUND				1	1
- 29	725738	USED ON ASMS 5414403,5414406 AND 5414419 ONLY . . . . GROUND PLANE,20POSITION				1	2
- 29	725530	USED ON ASMS 5414403,5414406 AND 5414419 ONLY . . . . GROUND PLANE,20POSITION				1	
- 29	725738	USED ON ASMS 5414323,5414328, 5414335 AND 5420513 ONLY . . . . GROUND PLANE,20POSITION				1	
- 29	5305032	. . . . PLANE GROUND USED ON ASMS 5420512 AND 5420516 ONLY				1	
- 30	5420517	. . . INSULATOR STRIP,9 PCS				1	
- 31	2503987	. . CAPACITOR ASSEMBLY SEE LIST 7-52M FOR NEXT HIGHER ASSEMBLY				1	A
- 32	474820	. . CAPACITOR,TANTALUM 33 UF P/M 20% 75V				1	
- 33	186962	. . . TERMINAL,RING-20/24 AWG,NO. 6,NON-INS				2	
- 33A	438548	. . . SCREW,MACH-BIND HD 4-40 X 3/16 LG				1	
- 34	578756	. . CAPACITOR ASSEMBLY				1	B
- 35	492541	SEE LIST 7-111 FOR NEXT HIGHER ASSEMBLY . . CAPACITOR,FXD,ELECT- 10 MFD P/M 20% 20V				1	
- 36	596255	. . . TERMINAL,SLIP CN-20/24 AWG				2	
- 37	5420649	. . CAPACITOR ASSEMBLY				1	B
- 37	5420649	. . CAPACITOR ASSEMBLY				6	C
- 37	5420649	. . CAPACITOR ASSEMBLY				3	D
- 38	217064	SEE LIST 7-120 FOR NEXT HIGHER ASSEMBLY . . CAPACITOR,FXD- 0.0027MFD P/M 10% 100VDC				1	
- 39	596255	. . . TERMINAL,SLIP CN-20/24 AWG				2	
- 40	2507062	. . RESISTOR ASM				1	C
- 40A	481480	SEE LIST 7-52S FOR NEXT HIGHER ASSEMBLY . . RESISTOR,FXD,FILM-95.3 OHM P/M 1% .500W				1	
- 40B	596255	. . . TERMINAL,SLIP CN-20/24 AWG				2	
- 41	2504165	. . RESISTOR ASSEMBLY				1	A
- 42	479105	SEE LIST 7-52N FOR NEXT HIGHER ASSEMBLY . . RESISTOR,FXD,FILM- 1.13K P/M 1% .125W				1	
- 43	596255	. . . TERMINAL,SLIP CN-20/24 AWG				2	
- 44	5415077	. . JUMPER-DESKEW,BLACK,DRIVE 0				1	
- 44	5415073	. . JUMPER-DESKEW,BROWN,DRIVE 1				1	
- 44	5415076	. . JUMPER-DESKEW,RED,DRIVE 2				1	
- 44	5415072	. . JUMPER-DESKEW,ORANGE,DRIVE 3				1	
- 44	5415075	. . JUMPER-DESKEW,YELLOW,DRIVE 4				1	
- 44	5415074	. . JUMPER-DESKEW,GREEN,DRIVE 5				1	

FOR PARTS  
NOT SHOWN  
SEE FIG. 7

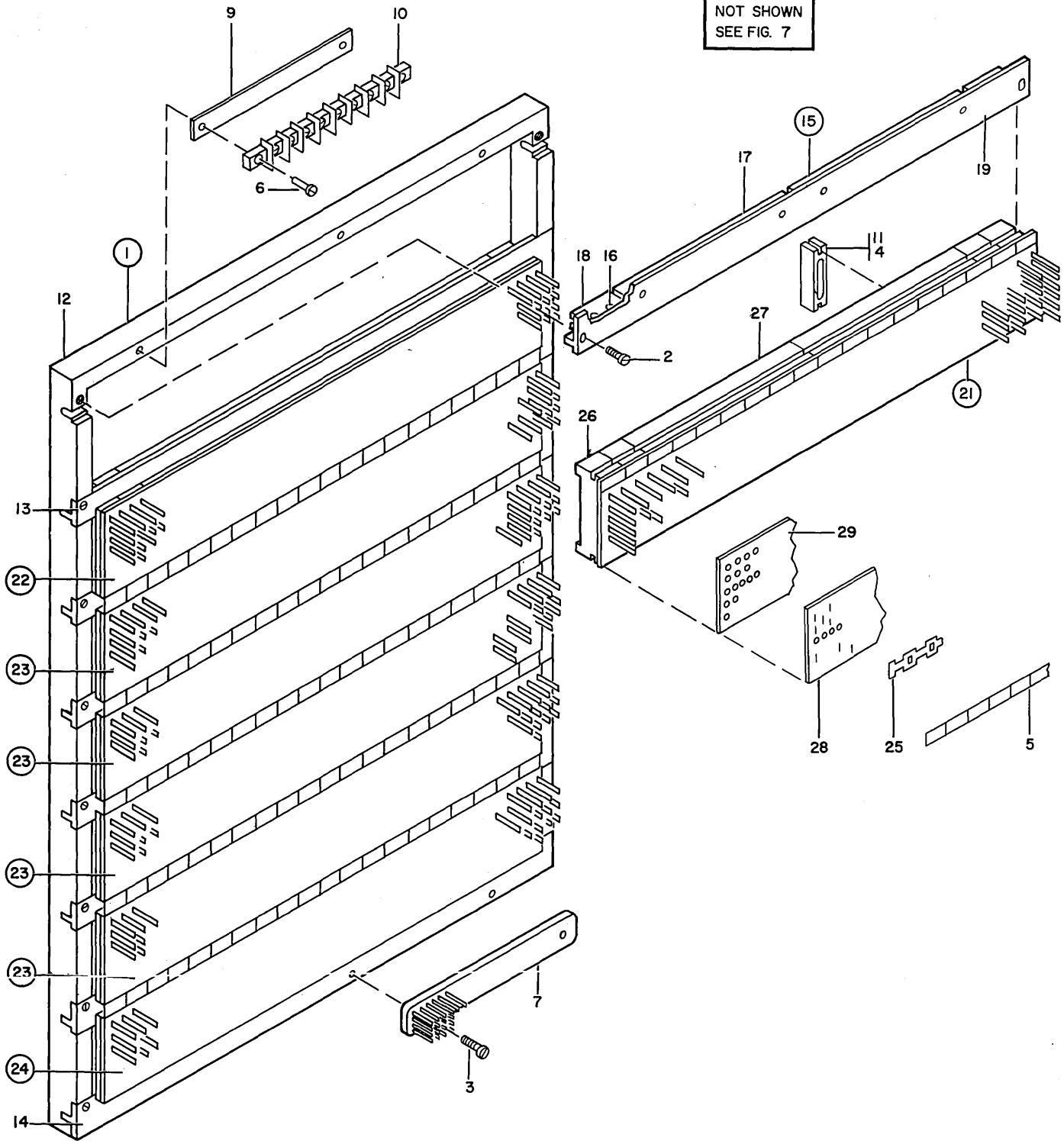


FIGURE 39. CHASSIS ASSEMBLIES-01B1, MCDELS 1, 2, 3-01B2, MODELS 4, 5, 6. SEE LIST 39.

LIST AND INDEX NUMBER	PART NUMBER	DESCRIPTION	UNITS PER ASM.	USABLE ON CODE
		CHASSIS ASSEMBLY - 01B1 MODELS 1,2,3-01B2 MODELS 4,5,6		
39 -		CCDE A USED ON CHASSIS ASM 5414347 CODE B USED ON CHASSIS ASM 5414353 CODE 1 USED ON ASM PRICR TO E6 SUFFIX CODE 2 USED ON ASM FROM E6 TO CURRENT		
	5414347	CHASSIS ASM-01B1-50/60 CY-MODELS 1,2,3 SEE LIST 7-88A FOR NEXT HIGHER ASSEMBLY AND FIGURE 39 FOR ILLUSTRATION	REF	A
	5414353	CHASSIS ASM-01B2-50/60 CY-MODELS 4,5,6 SEE LIST 7-88P FOR NEXT HIGHER ASSEMBLY AND FIGURE 39 FOR ILLUSTRATION	REF	B
- 1	5414374	. CHASSIS ASM- 01B1	1	A
- 1	5420555	. CHASSIS ASSEMBLY-7X20 01B2 P	1	B
- 2	1C170	. . SCREW-MACH,BIND HD NG. 6-32 X .250 LG	16	
- 3	38262	. . SCREW,MACH-FIL H 4-40 X 1/4 LG	4	
- 4	216268	. . BLOCK,DUMMY-SMS CHASSIS	4	A
- 5	216285	. . LABEL-NUMBERING L TC R 1 THRU 28	7	
- 6	322550	. . SCREW,MACH-BIND HD 6-32 X 1/2 LG	2	1A
- 6	236550	. . SCREW,MACH-BIND HD 4-40 X 0.375 LG	2	2A
- 7	354533	. . BLOCK,DUMMY-SMS CHASSIS	2	
- 9	480004	. . STRIP-TERMINAL BCARD	1	1A
- 9	5420517	. . INSULATOR STRIP,9 PCS	1	2A
- 9	5420517	. . INSULATOR STRIP,9 PCS	1	B
- 10	480007	. . TERMINAL BOARD- 8 SINGLE SCREW TERMINALS	1	1A
- 10	5414193	. . BARRIER STRIP- 9 PCSITICN	1	2A
- 10	5414193	. . BARRIER STRIP- 9 PCSITICN	1	B
- 11	8C1591	. . BLOCK,SPACER	8	A
- 12	5362126	. . CHASSIS,ELECTRICAL	1	
- 13	5362198	. . T-BAR	6	
- 14	5362056	. . T-BAR	1	
- 15	5362075	. . T-BAR AND ADAPTER ASSEMBLY	1	B
- 15	5414373	. . T-BAR,TB MTG	1	1A
- 15	5362075	. . T-BAR AND ADAPTER ASSEMBLY	1	2A
- 16	38264	. . . SCREW,MACH-FIL H 4-40 X 3/8 LG	8	
- 17	216091	. . . ADAPTER-CARD GUIDE	2	
- 18	216212	. . . ADAPTER-SINGLE CARD GUIDE	2	
- 19	5362076	. . . T-BAR	1	B
- 19	5414371	. . . ADAPTER-T BAR,TB MTG	1	A
- 21	5414333	. . CARD RECEPTACLE-RCW ASSEMBLY	1	B
- 22	5414419	. . CARD RECEPTACLE-RCW ASSEMBLY	1	B
- 23	5414406	. . ROW ASM,CARD RECEPTACLE	4	A
- 23	5414419	. . CARD RECEPTACLE-RCW ASSEMBLY	4	B
- 24	5414334	. . CARD RECEPTACLE-RCW ASSEMBLY	1	B
- 24	5414407	. . CARD RECEPTACLE-RCW ASSEMBLY	1	A
- 25	212822	. . . BUS BAR-CHAIN VOLTAGE	AR	
- 26	216076	. . . TERMINAL BLOCK AND CONTACT ASSEMBLY	4	
- 27	216083	. . . CARD RECEPTACLE ASSEMBLY	2	
- 28	216267	. . . INSULATOR,PLATE-BACK PANEL 28 POSITION USED ON ASMS 5414406,5414407 AND 5414419 ONLY	1	
- 28	725739	. . . PANEL,BACK INSULATOR,20 POSITION USED ON ASMS 5414333 AND 5414334 ONLY	1	
- 29	491463	. . . PLANE-GROUND USED ON ASMS 5414406 AND 5414419 ONLY	1	1
- 29	725738	. . . GROUND PLANE,20PCSITICN USED ON ASMS 5414406 AND 5414419 ONLY	1	2
- 29	725530	. . . GROUND PLANE,20PCSITICN USED ON ASMS 5414333 AND 5414334 ONLY	1	
- 29	53C5C32	. . . PLANE GROUND USED ON ASM 5414334 ONLY	1	

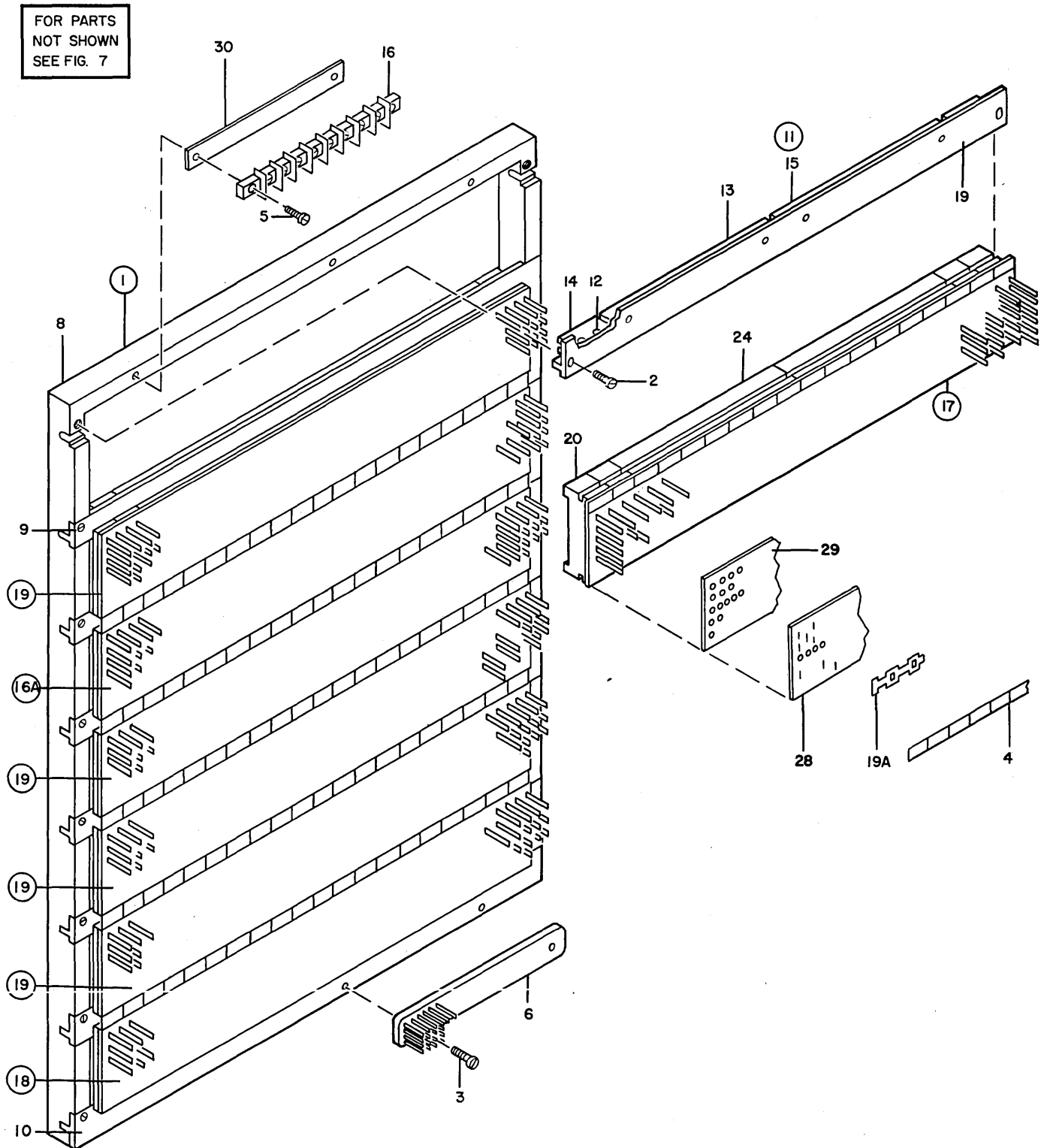


FIGURE 40. CHASSIS ASSEMBLY-01B1, MODELS 4, 5, 6. SEE LIST 40.

LIST AND INDEX NUMBER	PART NUMBER	DESCRIPTION				UNITS PER ASM.	USABLE ON CODE
		1	2	3	4		
		CHASSIS ASSEMBLY - 01B1, MODELS 4,5,6					
40 -		CODE 1 USED CN ASM PRIOR TO E6 SUFFIX CODE 2 USED CN ASM FROM E6 TO CURRENT CODE 3 USED CN ASM PRIOR TO S6 SUFFIX CODE 4 USED CN ASM FROM S6 TO CURRENT					
	5414352	CHASSIS ASM-01B1-50/60 CY-MODELS 4,5,6 SEE LIST 7-88A FOR NEXT HIGHER ASSEMBLY AND FIGURE 40 FOR ILLUSTRATION				REF	
- 1	5420554	. CHASSIS ASSEMBLY-7X20 01B1 P				1	
- 2	1C17C	. . . SCREW,MACH,BIND HD NC. 6-32 X .250 LG				16	
- 3	38262	. . . SCREW,MACH-FIL H 4-40 X 1/4 LG				6	
- 4	216285	. . . LABEL-NUMBERING L TC R 1 THRU 28				6	
- 5	236550	. . . SCREW,MACH-BIND HD 4-40 X 0.375 LG				2	
- 6	354533	. . . BLCK,DUMMY-SMS CHASSIS				3	
- 8	5362126	. . . CHASSIS,ELECTRICAL				1	
- 9	5362158	. . . T-BAR				6	
- 10	5362056	. . . T-BAR				1	
- 11	5362075	. . . T-BAR AND ADAPTER ASSEMBLY				1	
- 12	38264	. . . SCREW,MACH-FIL H 4-40 X 3/8 LG				8	
- 13	216C91	. . . ADAPTER-CARD GUIDE				2	
- 14	216212	. . . ADAPTER-SINGLE CARD GUIDE				2	
- 15	5362076	. . . T-BAR				1	
- 16	5414193	. . . BARRIER STRIP- 9 POSITION				1	
- 16A	5414324	. . . CARD RECEPTACLE-RCW ASSEMBLY				1	3
- 16A	5414330	. . . CARD RECEPTACLE-RCW ASSEMBLY				1	4
- 17	5414331	. . . CARD RECEPTACLE-RCW ASSEMBLY				1	
- 18	5414332	. . . CARD RECEPTACLE-RCW ASSEMBLY				1	
- 19	5414406	. . . ROW ASM,CARD RECEPTACLE				4	
- 19A	212822	. . . BUS BAR-CHAIN VOLTAGE				AR	
- 20	216076	. . . TERMINAL BLOCK AND CONTACT ASSEMBLY				4	
- 24	216083	. . . CARD RECEPTACLE ASSEMBLY				2	
- 28	216267	. . . INSULATOR,PLATE-BACK PANEL 28 POSITION USED ON ASSEMBLY 5414406 ONLY				1	
- 28	725739	. . . PANEL,BACK INSULATOR,20 POSITION USED ON ASM 5414324, 5414330, 5414331 AND 5414332 ONLY				1	
- 29	491463	. . . PLANE-GROUND				1	1
- 29	725738	. . . GROUND PLANE,20POSITION USED ON ASM 5414324, 5414330 AND 5414406 ONLY				1	2
- 29	725530	. . . GROUND PLANE,20POSITION USED ON ASSEMBLY 5414331 ONLY				1	
- 29	5305032	. . . PLANE GROUND USED ON ASSEMBLY 5414332 ONLY				1	
- 30	5420517	. . . INSULATOR STRIP,9 PCS				1	



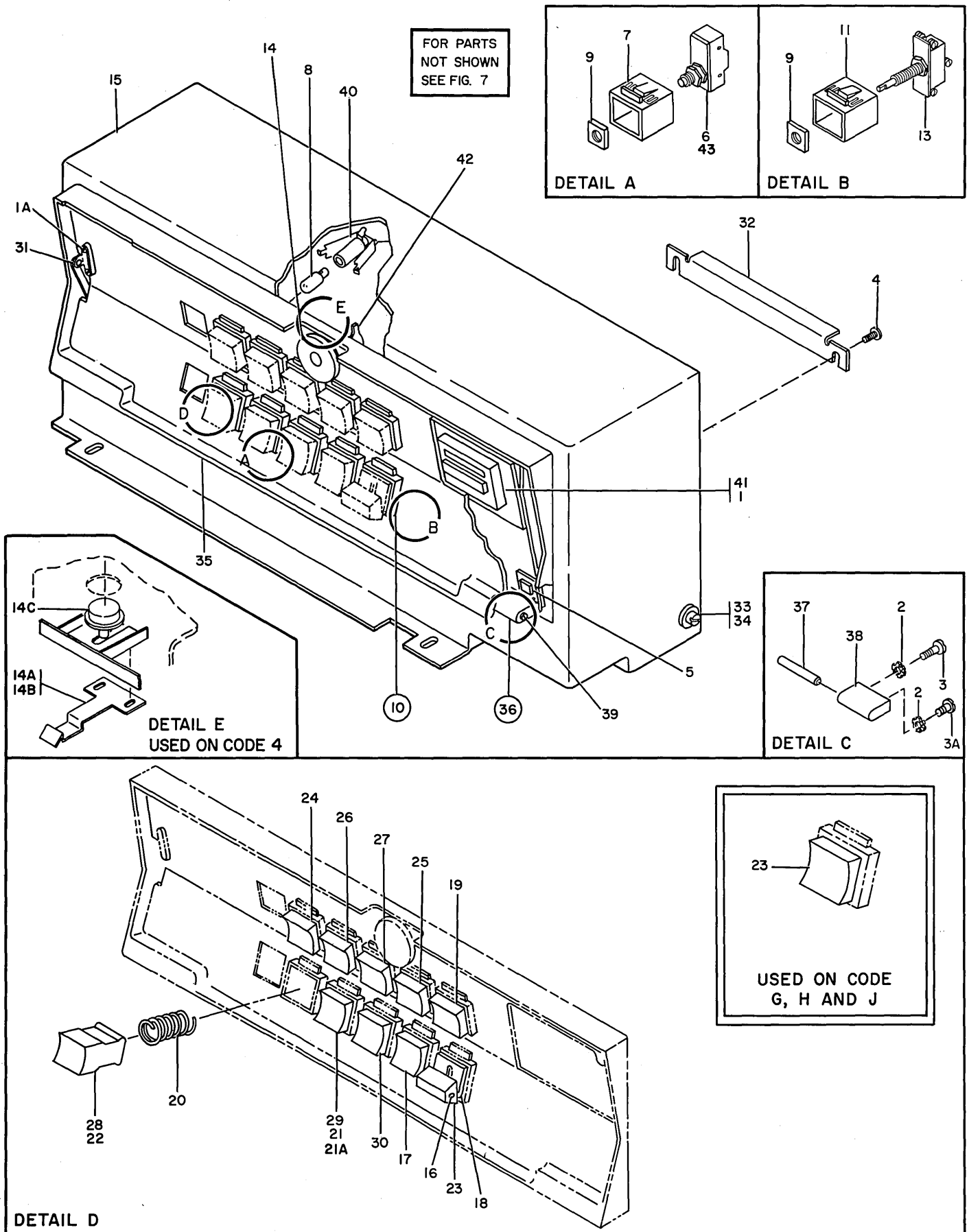


FIGURE 41. CONTROL BCX AND LANGUAGE GROUPS. SEE LIST 41.

LIST AND INDEX NUMBER	PART NUMBER	DESCRIPTION	UNITS PER ASM.		USABLE ON CODE
			1	2 3 4	
		CCNTRCL BOX AND LANGUAGE GROUPS			
41 -		CODE A USED ON 50 CYCLE CCNTRCL BOX ASM CODE B USED ON 60 CYCLE CCNTRCL BOX ASM CODE C USED ON CCNTRCL BOX ASM 5414221 CODE D USED ON LANGUAGE GROUP-ENGLISH, WITH METER FEATURE 5414195-ALL MODELS CODE E USED ON LANGUAGE GROUP-FRENCH, WITH METER FEATURE 5414196-ALL MODELS CODE F USED ON LANGUAGE GROUP-GERMAN, WITH METER FEATURE 5414197-ALL MODELS CODE G USED ON LANGUAGE GROUP-ENGLISH, W/O METER FEATURE 5414223-ALL MODELS CODE H USED ON LANGUAGE GROUP-FRENCH, W/O METER FEATURE 5414224-ALL MODELS CODE J USED ON LANGUAGE GROUP-GERMAN, W/O METER FEATURE 5414225-ALL MODELS CODE 1 USED ON ASM PRIOR TO E6 SUFFIX CODE 2 USED ON ASM FROM E6 TO CURRENT CODE 3 USED ON ASM PRIOR TO E7 SUFFIX CODE 4 USED ON ASM FROM E7 TO CURRENT			
	5414219	CONTROL BOX ASM-50 CY-WITH METER SEE LIST 7-80 FOR NEXT HIGHER ASSEMBLY AND FIGURE 41 FOR ILLUSTRATION	REF		A
	5414220	CONTROL BOX ASM-60 CY-WITH METER SEE LIST 7-80 FOR NEXT HIGHER ASSEMBLY AND FIGURE 41 FOR ILLUSTRATION	REF		B
	5414221	CONTROL BOX ASM-50/60 CY-W/O METER SEE LISTS 7-81 AND 8-15 FOR NEXT HIGHER ASSEMBLY AND FIGURE 41 FOR ILLUSTRATION	REF		C
- 1	10170	. SCREW-MACH,BIND HD NC. 6-32 X .250 LG	1		A
- 1	10170	. SCREW-MACH,BIND HD NC. 6-32 X .250 LG	1		B
- 1A	38433	. SCREW,MACH-FH 4-40 X 1/4 LG	4		3
- 1A	236550	. SCREW,MACH-BIND HD 4-40 X 0.375 LG	2		4
- 2	56722	. LOCKWASHER-EXT. TOOTH CD. .150X10. .320	4		3
- 3	186929	. SCREW,FLUTED SH 6-32 X 7/8 LG	2		A
- 3	186929	. SCREW,FLUTED SH 6-32 X 7/8 LG	2		B
- 3A	355369	. SCREW	2		3
- 4	734483	. SCREW,PAN HD 6-32 X .380 LG	2		
- 5	740489	. RETAINER-COVER	1		
- 6	765754	. SWITCH ASM,PUSH BUTTCN-REED SPDT	4		1
- 6	5311413	. SWITCH,PUSHBUTTON	4		2
- 7	827842	. HOUSING-SWITCH AND LIGHT	10		
- 8	2414970	. LAMP,INCANDESCENT	4		
- 9	5311437	. NUT,SWITCH 0.469-32	5		
- 10	5311439	. SWITCH,TOGGLE DPDT	1		
- 11	5311415	. . HOUSING,SWITCH AND LIGHT	1		
- 13	5311439	. . SWITCH,TOGGLE DPDT	1		
- 14	5356364	. LATCH-CONTROL PANEL	1		3
- 14A	25C1456	. SPRING,PANEL	1		4
- 14B	186399	. SCREW,MACH-BIND HD 2-56 X 3/16 LG	2		4
- 14C	25C1449	. BUTTON,PANEL RELEASE	1		4
- 15	5356371	. BCX,CONTROL-METAL	1		3
- 15	25C1450	. BCX,CONTROL-PLASTIC	1		4
- 16	257965	. SETSCREW-SPLINE DR CUP PT 4-40 X 3/8 LG	1		A
- 16	257965	. SETSCREW-SPLINE DR CUP PT 4-40 X 3/8 LG	1		B
- 17	25C1443	. BUTTON-RESET	1		D
- 17	25C1443	. BUTTON-RESET	1		G
- 17	5386644	. BUTTON-STEUER LOSCH-GERMAN	1		F
- 17	5386644	. BUTTON-STEUER LOSCH-GERMAN	1		J
- 17	5386645	. BUTTON-RESTAUR-FRENCH	1		E
- 17	5386645	. BUTTON-RESTAUR-FRENCH	1		H
- 18	749C46	. COVER,TOGGLE SWITCH	1		D
- 18	749C46	. COVER,TOGGLE SWITCH	1		E
- 18	749C46	. COVER,TOGGLE SWITCH	1		F
- 19	827850	. LENS-BLANK	1		
- 20	531144C	. SPRING,BUTTCN	4		

LIST AND INDEX NUMBER	PART NUMBER	DESCRIPTION	UNITS PER ASM.	USABLE ON CODE
		CCNTRCL BCX AND LANGUAGE GROUPS -CONT		
41- 21	25C1442	. BUTTON, GREEN-START	1	F
- 21	25C1442	. BUTTON, GREEN-START	1	J
- 21A	25C1442	. BUTTON, GREEN-START	1	D
- 21A	2501442	. BUTTON, GREEN-START	1	G
- 22	2501444	. BUTTCN, BLUE-LOAD REWIND	1	D
- 22	2501444	. BUTTON, BLUE-LOAD REWIND	1	G
- 23	2501475	. KEY-METER-ON-OFF-ENGLISH	1	D
- 23	5386637	. KEY-EINM ZAHLER AUS-GERMAN	1	F
- 23	5386638	. KEY-EF COMPT HF-FRENCH	1	E
- 23	741318	. BUTTON FILLER-WHITE	1	G
- 23	741318	. BUTTON FILLER-WHITE	1	H
- 23	741318	. BUTTON FILLER-WHITE	1	J
- 24	5373654	. LENS-SELECT-ENGLISH	1	D
- 24	5373654	. LENS-SELECT-ENGLISH	1	G
- 24	5386627	. LENS-AUSWAHL-GERMAN	1	F
- 24	5386627	. LENS-AUSWAHL-GERMAN	1	J
- 24	5386628	. LENS-SELECTEE-FRENCH	1	E
- 24	5386628	. LENS-SELECTEE-FRENCH	1	H
- 25	5373655	. LENS-TAPE INDICATE-ENGLISH	1	D
- 25	5373655	. LENS-TAPE INDICATE-ENGLISH	1	G
- 25	5386633	. LENS-BAND-ANZEIGE-GERMAN	1	F
- 25	5386633	. LENS-BAND-ANZEIGE-GERMAN	1	J
- 25	5386634	. LENS-FIN DE BANDE-FRENCH	1	E
- 25	5386634	. LENS-FIN DE BANDE-FRENCH	1	H
- 26	5373656	. LENS-READY-ENGLISH	1	D
- 26	5373656	. LENS-READY-ENGLISH	1	G
- 26	5386629	. LENS-BEREIT-GERMAN	1	F
- 26	5386629	. LENS-BEREIT-GERMAN	1	J
- 26	5386630	. LENS-PRET-FRENCH	1	E
- 26	5386630	. LENS-PRET-FRENCH	1	H
- 27	5373657	. LENS-FILE PROTECT-ENGLISH	1	D
- 27	5373657	. LENS-FILE PROTECT-ENGLISH	1	G
- 27	5386631	. LENS-SCHREIB-SPERRE-GERMAN	1	F
- 27	5386631	. LENS-SCHREIB-SPERRE-GERMAN	1	J
- 27	5386632	. LENS-PROTECT ECRIT-FRENCH	1	E
- 27	5386632	. LENS-PROTECT ECRIT-FRENCH	1	H
- 28	5386639	. BUTTON-LADEN RUCKSP-GERMAN	1	F
- 28	5386639	. BUTTON-LADEN RUCKSP-GERMAN	1	J
- 28	5386640	. BUTTON-CHARG REBCBIN-FRENCH	1	E
- 28	5386640	. BUTTON-CHARG REBCBIN-FRENCH	1	H
- 29	5386643	. BUTTON-DEPART-FRENCH	1	E
- 29	5386643	. BUTTON-DEPART-FRENCH	1	H
- 30	25C3991	. BUTTON, UNLCAD, REWIND	1	D
- 30	25C3991	. BUTTON, UNLCAD, REWIND	1	G
- 30	5414213	. BUTTON-DISCHARGE REBCBIN	1	E
- 30	5414213	. BUTTON-DISCHARGE REBCBIN	1	H
- 30	5414214	. BUTTON-ENTLAD RUCKSP	1	F
- 30	5414214	. BUTTCN-ENTLAD RUCKSP	1	J
- 31	5356376	. STAYARM-CONTROL PANEL	1	3
- 31	25C1451	. STAY ARM	1	4
- 32	5356441	. SUPPORT	1	
- 33	5356443	. STUD 10-32 X3/4 LG	2	
- 34	5356444	. NUT	2	3
- 34	25C1455	. NUT, TOP COVER SUPPCRT- NC. 10-32	2	4
- 35	5356448	. SUPPORT-CONTROL BCX PANEL	1	3
- 35	25C1459	. SUPPORT, CONTRCL BCX PANEL	1	4
- 36	5361972	. BLOCK ASSEMBLY	2	3
- 37	256933	. . PIN, SPRING- 1/8 X 1-1/8 LG	1	
- 38	5356439	. . BLOCK	1	
- 39	2C4500	. STUD-REL GATE LATCH	2	4
- 40	5357638	. SOCKET-LAMP	4	
- 41	541443C	. CLOCK ASM, 60 CYCLE	1	B
- 41	5414480	. CLOCK ASM, 50 CYCLE SEE FIGURE 42 FOR DETAIL BREAKDOWN	1	A
- 42	54C2924	. WASHER, CENTERING	1	3
- 43	5420652	. TAB	9	2

FOR PARTS  
NOT SHOWN  
SEE FIG. 41

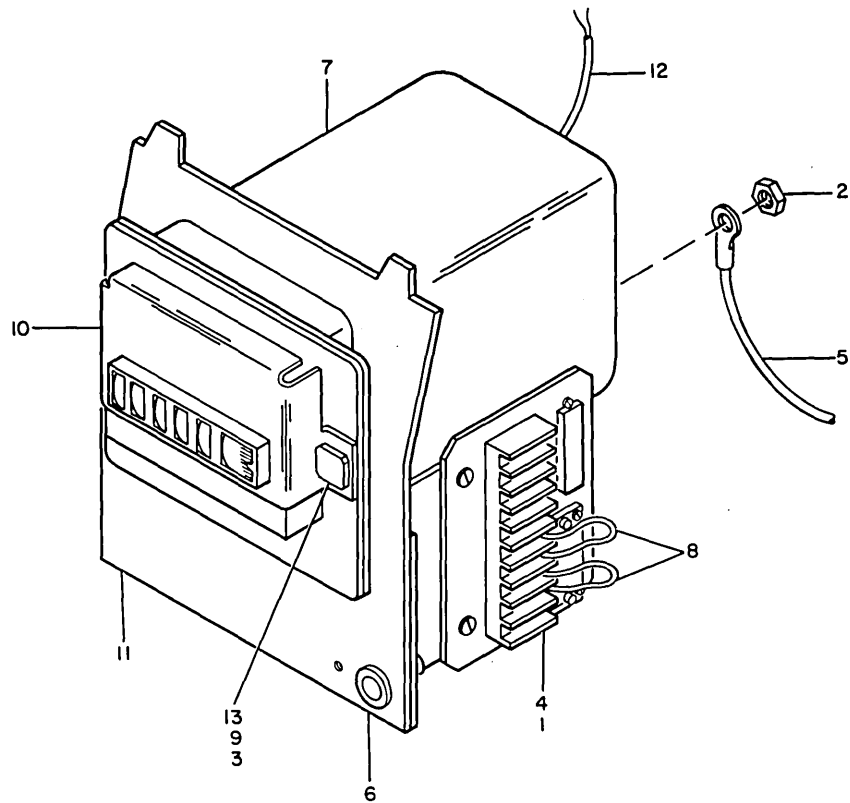


FIGURE 42. CLCK ASSEMBLY. SEE LIST 42.

LIST AND INDEX NUMBER	PART NUMBER	DESCRIPTION				UNITS PER ASM.	USABLE ON CODE
		1	2	3	4		
		CLCK ASSEMBLY					
42 -		CCDE A USED ON 60 CYCLE CLCK 5414430 CODE B USED ON 50 CYCLE CLCK 5414480					
	5414430	CLCK ASM,60 CYCLE SEE LIST 41-41 FOR NEXT HIGHER ASSEMBLY AND FIGURE 42 FOR ILLUSTRATION				REF	A
	5414480	CLCK ASM,50 CYCLE SEE LIST 41-41 FOR NEXT HIGHER ASSEMBLY AND FIGURE 42 FOR ILLUSTRATION				REF	B
- 1	10170	• SCREW-MACH,BIND HD NC. 6-32 X .250 LG				2	
- 2	76846	• NUT-HEXAGON				1	
- 3	257189	• NUT,HEX- 8-32				3	
- 4	372688	• CARD ASM-TSTR,METER				1	
- 5	597216	• JUMPER ASSEMBLY-GROUND WIRE				1	
- 6	740491	• CLIP-TUBULAR,PERMANENT LCK				1	
- 7	740503	• CLCK-60 CY				1	A
- 7	740608	• CLCK-50 CY				1	B
- 8	740550	• JUMPER ASSEMBLY				1	
- 9	1090873	• LCKWASHER				2	
- 10	5361574	• MASK-CLOCK				1	
- 11	5371699	• BRACKET-CLOCK MCUNTING				1	
- 12	5371712	• CABLE ASSEMBLY-METER				2	
- 13	5371719	• SCREW-METER MOUNTING				2	

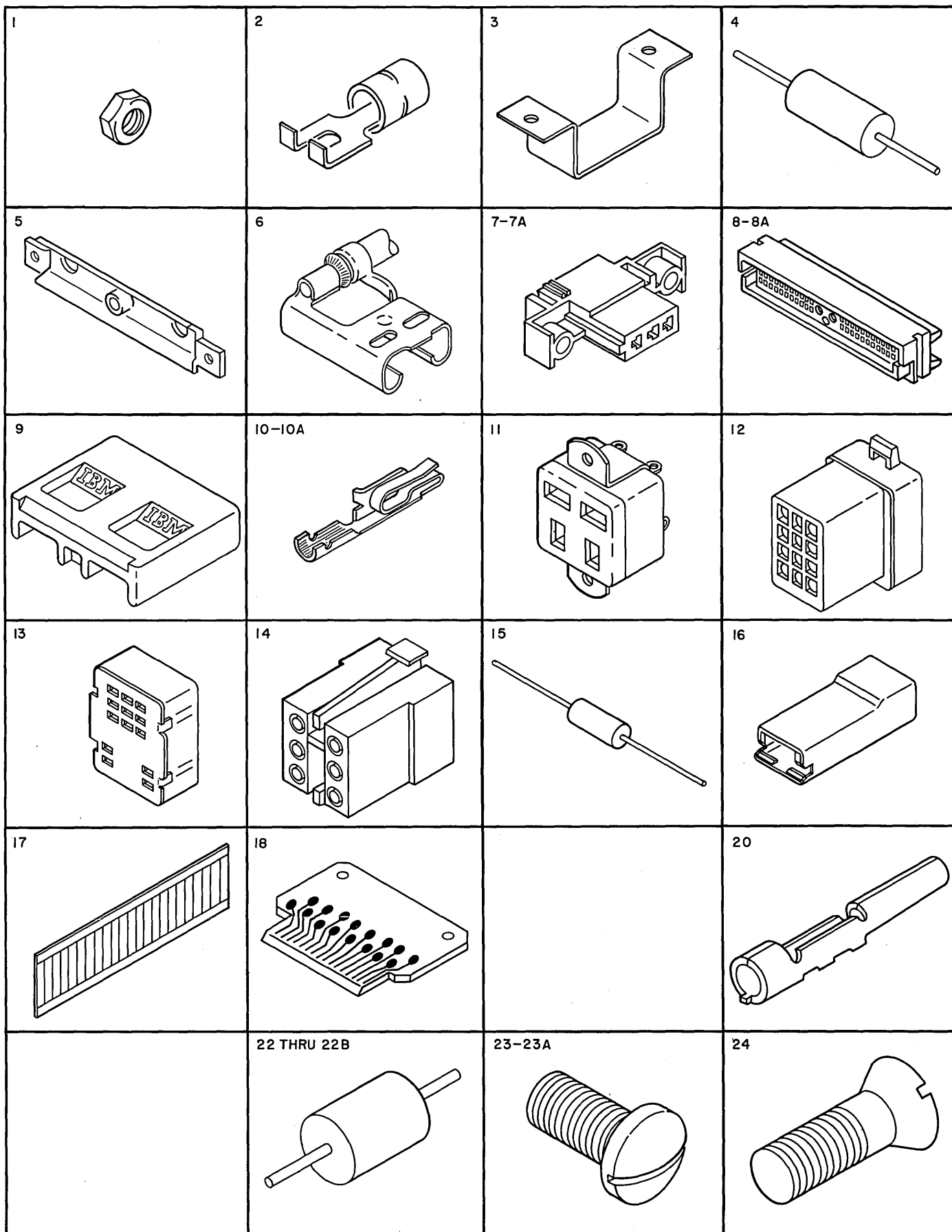


FIGURE 43. CABLE AND JUMPER ASSEMBLY COMPONENT PARTS. SHEET 1 OF 3. SEE LIST 43.

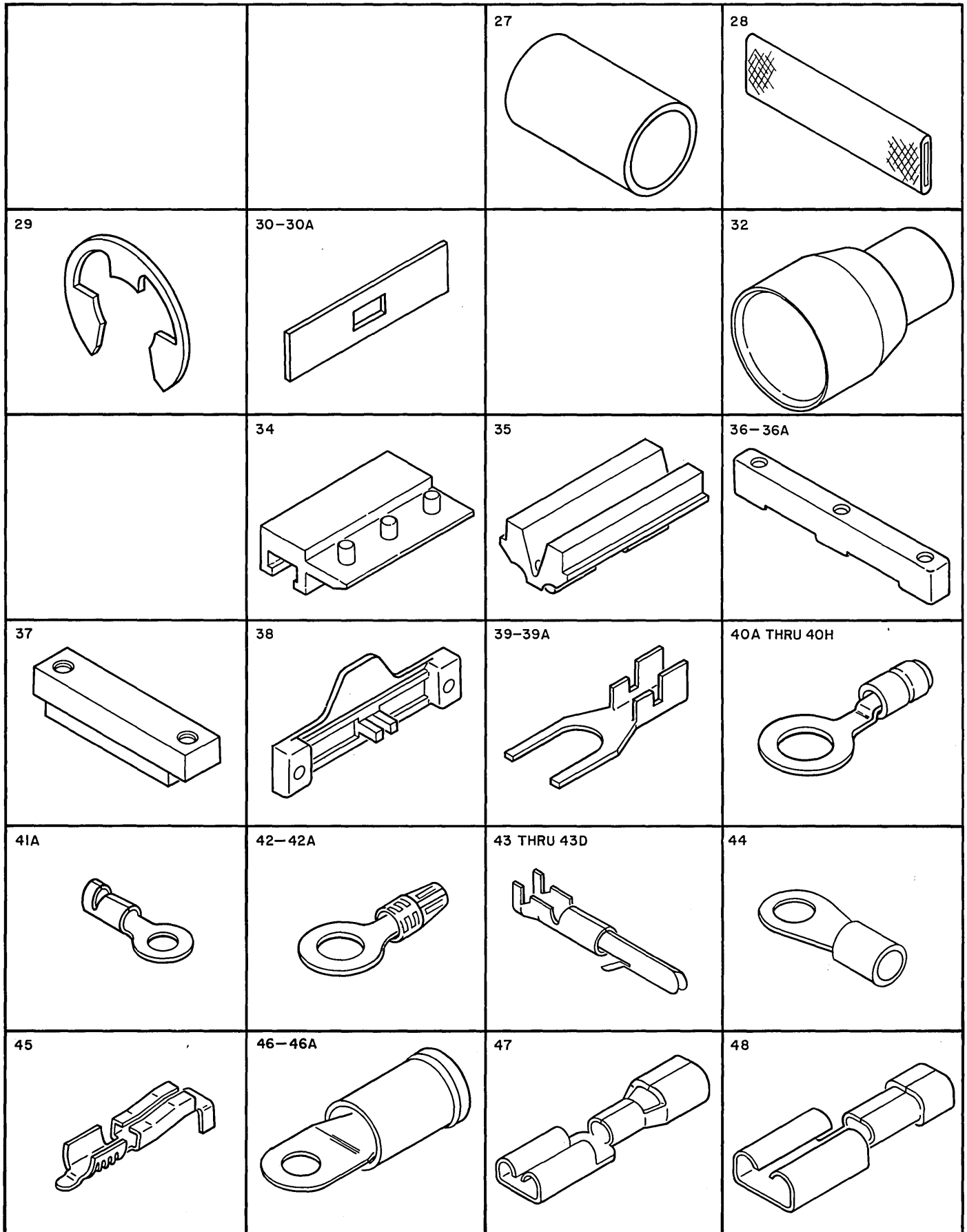


FIGURE 43. CABLE AND JUMPER ASSEMBLY COMPONENT PARTS. SHEET 2 OF 3. SEE LIST 43.

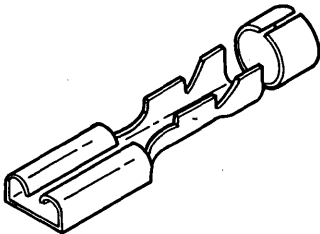
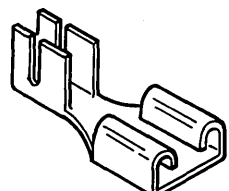
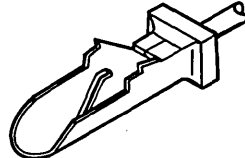
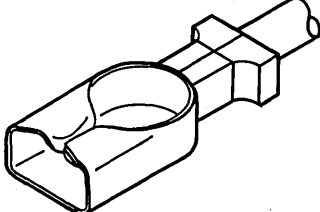
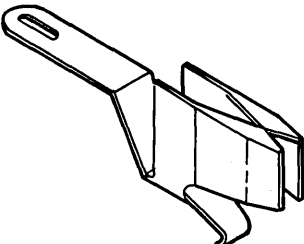
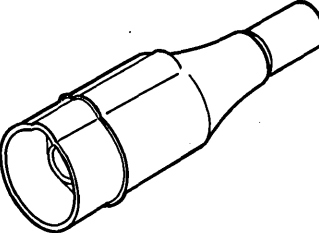

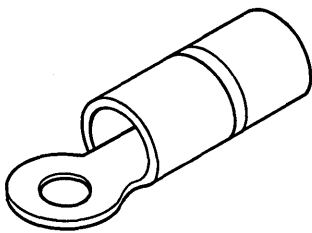
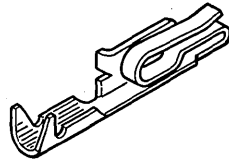
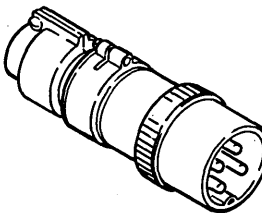
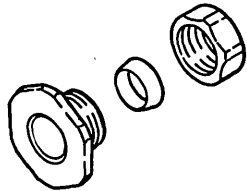
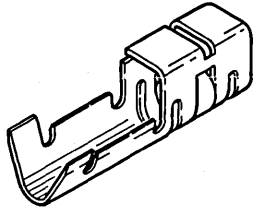
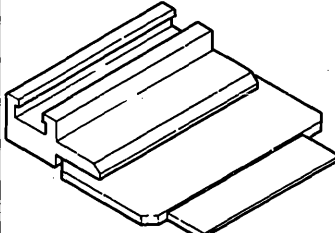
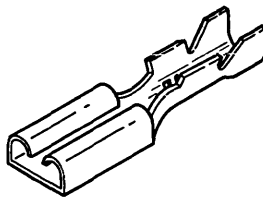
<p>49A</p> 	<p>50-50A</p> 	<p>51</p> 	<p>52</p> 
<p>53</p> 	<p>54</p> 	<p>55</p> 	
<p>57 THRU 57B</p> 	<p>58</p> <p>SEE ITEM 23</p>	<p>59-59A</p> <p>SEE ITEM 23</p>	<p>60</p> <p>SEE ITEM 41A</p>
<p>62</p> 	<p>63</p> 	<p>64</p> 	
<p>65</p> 	<p>66</p> 	<p>67</p> <p>SEE ITEM 50</p>	<p>68 THRU 70</p> 

FIGURE 43. CABLE AND JUMPER ASSEMBLY COMPONENT PARTS. SHEET 3 OF 3. SEE LIST 43.

LIST AND INDEX NUMBER	PART NUMBER	DESCRIPTION	UNITS PER ASM.	USABLE ON CODE
		1 2 3 4		
		CABLE AND JUMPER ASSEMBLY COMPONENT PARTS		
43 -	NO NO.	CABLE AND JUMPER ASM COMPONENT PARTS	REF	
		SEE FIGURE 43 FOR ILLUSTRATION		
- 1	37913	. NUT,PLAIN-HEX,4-40 X 1/4 IN. FL W	AR	
- 2	368222	. TERMINAL,LUG-16-14 AWG	AR	
- 3	25C3548	. BRACKET	AR	
- 4	222084	. CAPACITOR, 33UF	AR	
- 5	2162C8	. CLAMP-CABLE CONNECTOR	AR	
- 6	517913	. CLIP,TERMINAL-16/18 AWG	AR	
- 7	5353851	. HOUSING,CONNECTOR RECEPTACLE, 3 POSITION	AR	
- 7A	5357138	. CONNECTOR RECEPTACLE,ELECTRICAL	AR	
- 8	5353867	. BLOCK,CONNECTOR-STYLE A	AR	
- 8A	5353868	. BLOCK,CONNECTOR-STYLE B	AR	
- 9	5362306	. COVER,CONNECTOR BLOCK	AR	
- 10	5362301	. TERMINAL,SLIP CN-22-24-26 AWG	AR	
- 10A	5362302	. TERMINAL,SLIP CN-29-30 AWG	AR	
- 11	2C4283	. CONNECTOR,RECP,ELEC- 4 FEMALE CONTACTS	AR	
- 12	54126C9	. HOUSING-PIN TERMINAL 12PCS	AR	
- 13	5414544	. SOCKET-RELAY	AR	
- 14	116C577	. HOUSING-SOCKET TERMINAL 6PCS	AR	
- 15	491008	. SEMICONDUCTOR DEVICE,DIODE-TYPE AA S	AR	
- 16	5671882	. HOUSING,RECEPTACLE	AR	
- 17	317296	. LABEL-NUMBERING L TC R 1 THRU 33	AR	
- 18	555579	. CARD	AR	
- 20	802570	. TERMINAL,TAPER PIN-18/20 AWG	AR	
- 22	317C04	. RESISTOR ASM	AR	
- 22A	317C09	. RESISTOR,FXD 390 OHM P/M 5 PCT 0.5W	AR	
- 22B	317273	. RESISTOR,FIXED 2.2 MEG	AR	
- 23	338238	. SCREW, MACH-BD HD 4-40 NC X .3125 LG	AR	
- 23A	438550	. SCREW,MACH-BIND HD 4-40 X 1/2 LG	AR	
- 24	438560	. SCREW-MACH-FLAT H 4-40 X 1 LG	AR	
- 27	317391	. FERRULE,ELECTRICAL CONDUCTOR- 10/12AWG	AR	
- 28	317392	. FERRULE,ELECTRICAL CONDUCTOR- 6AWG	AR	
- 29	264641	. RING,RETAINING-EXT 0.114 ID X 0.025 THK	AR	
- 30	216210	. SPACER-CABLE CONNECTOR	AR	
- 30A	216233	. SPACER	AR	
- 32	596382	. SPLICE,CONNECTOR	AR	
- 34	216299	. RELIEF-STRAIN	AR	
- 35	216300	. PLUG-STRAIN RELIEF	AR	
- 36	591C04	. RELIEF,STRAIN	AR	
- 36A	555570	. RELIEF-STRAIN	AR	
- 37	5353896	. STRAIN RELIEF ASSEMBLY	AR	
- 38	216209	. SUPP CRT-CABLE CONNECTOR CARD	AR	
- 39	313361	. TERMINAL,SPADE-20/24 AWG,NC. 4,NCN-INS	AR	
- 39A	313362	. TERMINAL, LUG-NON INS 20/22/24 AWG	AR	
- 40A	186968	. TERMINAL,RING-10/12 AWG,NO. 8,INS	AR	
- 40B	322C25	. TERMINAL-RING,14-16 AWG,1/4 HOLE,INS	AR	
- 40C	334910	. TERMINAL,RING-14/16 AWG,NC. 6,INS	AR	
- 40D	334921	. TERMINAL,RING-18/22 AWG,NC. 6,INS	AR	
- 40E	334932	. TERMINAL,RING-18/22 AWG,NC. 10,INS	AR	
- 40F	360370	. TERMINAL,RING-14/16 AWG,NC. 8,INS	AR	
- 40G	186962	. TERMINAL,RING-20/24 AWG,NC. 6,NON-INS	AR	
- 40H	2102617	. TERMINAL,LUG-8 AWG	AR	
- 41A	186961	. TERMINAL-RING,NO.6 STUD NCN INSULATED	AR	
- 42	359695	. TERMINAL,RING-14/16 AWG,NC. 10,INS	AR	
- 42A	5C4875	. TERMINAL,RING-6-10 AWG 10 MTG HOLE	AR	
- 43	187243	. TERMINAL,TAPER PIN-20/26 AWG	AR	
- 43A	1166114	. TERMINAL	AR	
- 43B	1166115	. TERMINAL,SOCKET	AR	
- 43C	5412642	. PIN TERMINAL	AR	
- 43D	5412643	. SOCKET-TERMINAL	AR	
- 44	52784	. TERMINAL,RING-18/22 AWG,NC. 8,INS	AR	
- 45	596255	. TERMINAL,SLIP CN-20/24 AWG	AR	
- 46	335970	. TERMINAL,LUG- 8 AWG 1/4 MTG HOLE	AR	
- 46A	218807	. TERMINAL,LUG-INS 10AWG NO. 10 MTG HOLE	AR	
- 47	236915	. TERMINAL,SLIP CN-20-18 AWG	AR	
- 48	236916	. TERMINAL-CONTACT FEMALE 24-22 AWG	AR	
- 49A	5351177	. TERMINAL,SLIP CN-18/22 AWG	AR	
- 50	43C759	. TERMINAL,SLIP CN-18/24 AWG	AR	



LIST AND INDEX NUMBER	PART NUMBER	DESCRIPTION				UNITS PER ASM.	USABLE ON CODE
		1	2	3	4		
		CABLE AND JUMPER ASSEMBLY COMPONENT PARTS -CONT					
43 - 50A	1127037					AR	
- 51	5353854					AR	
- 52	5353852					AR	
- 53	5414545					AR	
- 54	551649					AR	
- 55	595720					AR	
- 57	21C1326					AR	
- 57A	21C1327					AR	
- 57B	253740					AR	
- 58	438551					AR	
- 59	23655C					AR	
- 59A	438549					AR	
- 60	124440					AR	
- 62	54C448C					AR	
- 63	2511703					AR	
- 64	2511704					AR	
- 65	216265					AR	
- 66	216304					AR	
- 67	430798					AR	
- 68	1177057					AR	
- 69	5412817					AR	
- 70	25C2307					AR	

## NUMERICAL INDEX

PART NO.	LIST AND INDEX NO.	PART NO.	LIST AND INDEX NO.	PART NO.	LIST AND INDEX NO.
2863	23 -154	9092-CCNT	29 - 1	28413	10 - 3
	24A-143	10170	18 - 1		11 - 3
3550	1 - 1		21 - 1		14 - 3
	5 - 1		23 - 5		23 - 9
	7 - 1		23A- 6		23A- 8
	16 - 1		24 - 5		24 - 9
	23 - 1		24A- 6		24A- 8
	23A- 1		24F- 15		26 - 3
	24 - 1		27 - 1		29 - 3
	24A- 1		28 - 3	29961	16 - 3
	25 - 1		30 - 1	29980	16 - 94
	28 - 1		31 - 3	32042	1 -146A
	31 - 1		36 - 11		1 -150
3960	5 - 2		37 - 9		7 - 8
	7 - 2		38 - 2		8 - 2
	10 - 1		39 - 2		10 - 4
	11 - 1		40 - 2		11 - 4
	14 - 1		41 - 1		12 - 1
	23 - 2		41 - 1		16 -107A
	23A- 2		42 - 1		23 - 36A
	24 - 2	10295	23 - 6		23 -155
	24A- 2		24 - 6		23A- 9
	25 - 1A	10309	8 - 25		24 - 10
4636	2 - 1	11598	1 - 3B		24A- 9
4889	20 - 1		7 - 5		24A-144
5471	7 -100		16 - 1C	32676	23A- 10
	8 - 24		23 - 7		24A- 10
5528	7 - 5A		23A- 7	34512	6 - 1
	23 - 3		24 - 7		7 - 9
	23A- 3		24A- 7		8 - 3
	24 - 3		24F- 14		17 - 4
	24A- 3		24G- 16		23 - 10
5644	9 - 24		26 - 2		23A- 11
	23A- 4		29 - 2		24 - 11
	24A- 4	11891	28 - 4		24A- 11
5963	9 - 2		31 - 4		34 - 1
6364	16 - 1A	11898	9 - 13		36 - 11A
	17 - 1	17514	6 - 2	35739	14 - 3A
	25 - 2	19587	19 - 1		21 - 3
	28 - 2	19944	5 - 7		23 -143
	31 - 2		25 - 3A		23A- 12
	35 - 1	20243	5 - 4		24 - 93
6935	1 - 2	22349	8 - 26		24A- 12
	7 - 3	22478	6 - 3	36112	7 - 10
	10 - 2		7 - 6	36823	20 - 23
	11 - 2		16 - 1E	37913	15 - 1
	14 - 2		17 - 3		35 - 2A
	23 - 4		18 - 2		43 - 1
	23A- 5		22 - 1	38051	23A- 13
	24 - 4		27 - 2		24A- 13
	24A- 5		30 - 2		27 - 3
	25 - 3	23815	9 - 4		28 - 5
7341	9 - 19	24107	1 -134		30 - 3
9092	1 - 3A	24752	23 - 8		31 - 5
	5 - 3		24 - 8		34 - 2
	7 - 4	25282	5 - 17D		35 - 2
	16 - 1B	25627	6 - 4	38235	14 - 6
	17 - 2		16 - 2		16 - 31A
	17 - 6A		24F- 1		21 - 37
	26 - 1	25984	9 - 5		22 - 2

PART NO.	LIST AND INDEX NO.
38235-CONT	24 - 67A 24 -115 24A-136 25 - 4 28 - 6 31 - 6 34A- 1
38262	37 - 1C 38 - 3 39 - 3 40 - 3
38264	17 - 5 36 - 43 37 - 20 38 - 12 39 - 16 40 - 12
38350	22 - 3 23 - 11 24 - 12
38352	9 - 28
38383	23 - 12 24 - 13
38433	41 - 1A
38447	25 - 15
38686	23A- 14 24A- 14
38688	10 - 10 11 - 1C 23 - 13 24 - 14
38910	6 - 11
45690	7 - 10A 8 - 1 16 - 7 17 - 6 21 - 2 21 - 49 26 - 4 29 - 4
47242	1 - 3C 1 - 5A 7 - 11 8 - 4
52393	6 - 5A
52522	17 - 7
53436	23A- 15 24A- 15
55726	7 - 11A 21 - 2A 23A- 16 24A- 16 24F- 2 24G- 1 25 - 5 27 - 4 30 - 4 34 - 3
55901	23 - 15 23A- 17 24 - 16 24A- 17 32 - 1 33 - 1
55918	13 - 1 23 - 16 24 - 17 24A- 18
56079	7 - 12 12 - 2 12 - 7 23 - 17 23A- 18 24 - 18 24A- 19 32 - 2 33 - 2
56121	23A- 19 24A- 20
56722	10 - 10A

PART NO.	LIST AND INDEX NO.
56722-CONT	11 - 10A 13 - 2 14 - 4 18 - 2A 23 - 19 23A- 20 24 - 20 24 - 67B 24 -112 24 -116 24A- 21 24A-133 24A-137 25 - 6 27 - 5 30 - 5 41 - 2 25 - 7 7 - 13 23 - 20 23A- 21 24 - 21 24A- 22 32 - 3 33 - 3 7 - 13D 1 - 2A 27 - 6 30 - 6 34 - 4 9 - 25 9 - 29 23 - 22 23 -144 23A- 22 24 - 94 24A- 23 27 - 7 28 - 7 30 - 7 31 - 7 34 - 5 21 - 15 28 - 8 31 - 8 16 - 9 4 - 1 16 - 10 17 - 8 10 - 10B 11 - 10B 23 - 23 24 - 23 42 - 2 24A- 24 28 - 9 31 - 9 7 - 13B 24 - 24 1 - 7 1 - 17 7 - 13C 17 - 9 23 - 24 23A- 23 24 - 25 24 -113 24A- 25 24A-134 24F- 3 24G- 2 34A- 2 36 - 14 23A-111 23A-118 24A-103 24A-106 32 - 8 33 - 7 43 - 44
56792	
58207	
59648	
59652	
60646	
62031	
65317	
70078	
70950	
72316	
72719	
72828	
76574	
76846	
78998	
79779	
80651	
81142	
81693	
92784	

PART NO.	LIST AND INDEX NO.
92786	23 - 64A 24 - 25A
101633	4 - 2
104615	23 - 25 23A- 24 24 - 26 24A- 26 19 - 2 19 - 3 19 - 4 23 - 26 24 - 27 23A- 25 17 - 9A 18 - 3 23 - 27 24 - 28 18 - 3A 16 - 10A 19 - 6 19 - 26 19 - 27 16 - 12 16 - 13 16 - 14 23 -156 24A-145 23 -157 24A-146 19 - 28 23 - 29A 24 - 30 15 - 4 23A- 31 34 - 7 5 - 4 1 - 138 25 - 9 41 - 148 23A- 32 16 - 15 23 - 30 23A- 33 24 - 31 24A- 31 23 - 65A 17 - 82 41 - 3 41 - 3 23A- 34 24E- 1 34A- 3 23 - 48 24 - 51 43 - 41A 21 - 24C 21 - 24F 21 - 35 37 - 51 38 - 33 43 - 40G 19 - 33 36 - 1G 23 - 75 24 - 83 43 - 40A 16 - 44B 16 - 85 17 - 68 17 - 71 43 - 43 19 - 29 24B- 1 23 - 31 24 - 32 35 - 3 15 - 2 43 - 11 23A- 35 24A- 32
105826	
105832	
105835	
107665	
107668	
107669	
110129	
111257	
112055	
113940	
115552	
165594	
165595	
170215	
170228	
170310	
171485	
172999	
173211	
177396	
179744	
179946	
180528	
186036	
186399	
186758	
186759	
186797	
186924	
186929	
186943	
186944	
186945	
186961	
186962	
186967	
186968	
187243	
189844	
191431	
191477	
191485	
204283	
204362	

PART NO.	LIST AND INDEX NO.	PART NO.	LIST AND INDEX NO.	PART NO.	LIST AND INDEX NO.
204500	41 - 39	216083-CONT	37 - 37	257189-CONT	24 - 39
205329	17 - 14		38 - 27		24A- 38
	21 - 4		39 - 27		25 - 10A
206526	34A- 4		40 - 24		27 - 11
206560	7 - 16	216085	7 - 17		30 - 11
207324	24F- 16		8 - 6		42 - 3
	24G- 17	216087	24F- 6	257965	41 - 16
	28 - 12		24G- 5		41 - 16
	31 - 12		28 - 15	257973	20 - 5
207325	23A-130		31 - 15	257982	1 - 8
	24A-123	216088	24F- 7		1 - 18
207349	23A- 36		24G- 6	257983	7 -102
	24A- 33		28 - 16		8 - 28
207350	30 - 8		31 - 16	257984	6 - 6
207351	23A- 37	216091	36 - 44		15 - 7
	24A- 34		37 - 21	257986	3 - 1A
	27 - 8		38 - 13		7 - 23A
207362	23A-119		39 - 17		9 - 3
	24A-107		40 - 13		17 - 21
207382	23 - 32	216093	36 - 12		20 - 24
	24 - 33	216206	7 - 17A		25 - 10B
208236	23A-112	216207	7 - 18		28 - 20
	24A-104		8 - 7		31 - 20
208529	1 - 5B	216208	43 - 5		34A- 9
210873	21 - 5	216209	43 - 38	261853	23 - 38
210883	23 - 33	216210	43 - 30		24 - 40
	23A- 38	216212	36 - 45	264641	43 - 29
	24 - 34		37 - 22	265059	23 - 39
	24H- 1		38 - 14		24 - 41
	34A- 5		39 - 18	267530	16 - 25
	35 - 4		40 - 14	284424	35 - 8
210884	23 - 34	216233	43 - 30A	300565	7 -107
	23A- 39	216265	36 - 1B	300709	7 -108
	24 - 35		36 - 1V	300717	7 -109
	24H- 2		43 - 65	302088	16 - 27
	34A- 6	216267	36 - 29		17 - 23
	35 - 5		39 - 28		21 - 10
210984	23 - 35		40 - 28	302089	16 - 28
	23A- 40	216268	39 - 4		17 - 24
	24 - 36	216285	37 - 11		21 - 11
	24B- 2	236849	33 - 4	302090	16 - 26
	24C- 1	236915	43 - 47		17 - 22
	24E- 2	236916	43 - 48		21 - 9
	27 - 9	237245	1 -135	302131	16 - 29
	30 - 9	237455	11 - 8A		17 - 25
	34A- 7	242915	17 - 16		21 - 12
	35 - 6	246463	23A- 43	306798	9 - 15
210985	24B- 3	250525	24 - 38	311447	7 -110
	24C- 2	251227	10 - 8A		21 - 38F
	24E- 3		11 - 8B		36 - 1L
210986	24B- 4	251970	15 - 5	313361	23 - 64B
	24C- 3		24G- 18		43 - 39
	24E- 4		35 - 7	313362	43 - 39A
	24E- 5	253219	21 - 7	313851	6 - 7
210987	27 - 10	253267	16 - 23	315956	23A- 46
210990	30 - 10	253740	43 - 57B		24A- 39
	36 - 26	253772	17 - 30		24G- 7
212822	36 - 36	254896	15 - 6	315957	23A- 47
	37 - 33	255629	3 - 1		24A- 40
	38 - 25	256189	16 - 91B		24G- 8
	39 - 25	256933	41 - 37	317002	21 - 38A
	40 - 19A	257187	7 - 20	317003	21 - 24D
	21 - 42		9 - 26		21 - 38G
213536	36 - 1R		12 - 3	317004	43 - 22
213547	24F- 5		13 - 3	317007	21 - 36
216073	24G- 4		14 - 2A		36 - 1M
	28 - 14		20 - 25	317009	43 - 22A
	31 - 14		23 -146	317021	16 - 44A
216076	24F- 4		23A- 44	317058	25 - 27
	24G- 3		24 - 96	317124	17 - 17
	28 - 13		24A- 37	317126	23A-100
	31 - 13		24D- 1		24A- 91
	36 - 21		25 - 10	317131	24E- 6
	36 - 31		28 - 19		34A- 10
	37 - 34		31 - 19A	317145	21 - 13
	38 - 26		34A- 8		23 - 40
	39 - 26	257189	7 - 23		24 - 42
	40 - 20		17 - 20		24A- 41
216083	36 - 25		23 - 37		24F- 8
	36 - 35		23A- 45	317148	15 - 8

PART NO.	LIST AND INDEX NO.	PART NO.	LIST AND INDEX NO.	PART NO.	LIST AND INDEX NO.
317173	15 - 9	332620-CONT	24G- 9	360339	23 - 52
317232	34 - 8		26 - 5		24 - 53
317273	43 - 22B		29 - 5		24A- 51
317296	43 - 17	332699	9 - 30	360370	23 - 53
317314	35 - 9	332776	16 - 91B		24 - 54
317391	43 - 27	333064	7 - 26A		43 - 40F
317392	43 - 28	333111	19 - 31	360454	17 - 28
317485	24E- 7	333769	23 - 44A	360882	23 - 54
	25 - 31		24 - 47		24 - 55
320167	16 - 42	334768	23A-121		24A- 52
	16 - 48A		24A-109		34 - 11
	17 - 18		32 - 9		34A- 12
	17 - 31	334910	33 - 8	361541	25 - 21
320451	23 - 41		23 - 45	361968	23A- 60
	24 - 43		24 - 48	362193	24F- 9
320456	25 - 11		25 - 34	362206	25 - 13
320461	27 - 12		43 - 40C	363434	23A- 61
	30 - 12	334921	21 - 24M		24D- 3
320610	16 - 48B		23 - 152B	366291	16 - 31
320896	9 - 7		23 - 159	367115	23 - 55
320897	9 - 16		23A-114		23A- 62
320913	16 - 30		23A-136		24 - 56
321196	21 - 36		24 - 67C		24A- 53
322023	23A- 48		24 - 98B	368222	43 - 2
	24A- 42		24 - 117	369207	7 - 27A
322025	23 - 42		24A-127		21 - 15A
	24 - 44		24A-138	369214	24F- 18
	43 - 4CB		24A-148		24G- 20
322028	14 - 9		25 - 35		28 - 22
	23A- 49		43 - 40D		31 - 22
	24A- 43	334932	23A-131	369616	28 - 23
322065	12 - 4		24A-124		31 - 23
	13 - 4		25 - 28	372085	26 - 6
	16 - 5		27 - 30		29 - 6
	23A- 50		43 - 40E	372688	42 - 4
	24A- 44	335970	43 - 46	374546	24F- 10
	24E- 8	337549	23A- 57		24G- 10
	34A- 11		24A- 49	381741	7 - 28
322266	21 - 14		24F- 17	382076	37 - 23
322267	25 - 32		24G- 19		37 - 23
322280	15 - 10	337894	25 - 22	418835	24 - 57
322310	7 - 23B	338169	35 - 11		24A- 54
322550	23A- 51	338238	15 - 11	430798	43 - 67
	24A- 45		16 - 109	430799	43 - 50
	25 - 33		35 - 7A	438538	2 - 3
	28 - 21		43 - 23	438540	4 - 4
	31 - 21	340615	4 - 6	438542	16 - 32
	34 - 9	342250	23A- 58	438545	20 - 13
	35 - 10		24A- 49A	438548	37 - 52
	39 - 6		32 - 5		38 - 33A
322551	14 - 6		33 - 5	438549	16 - 33
	25 - 12	344299	17 - 19		21 - 16
322766	23 - 147	347034	21 - 38E		24D- 4
	24 - 97	347819	34 - 10		35 - 12
322767	21 - 15	347899	36 - 15		43 - 59A
	23A- 52	350663	23 - 46	438550	16 - 34
	24D- 2		24 - 49		43 - 23A
323681	24B- 5	350886	23 - 47	438551	16 - 35
323838	23 - 43		24 - 50		43 - 58
	24 - 45	351046	17 - 27	438556	21 - 17
323841	24B- 6	351784	24A- 50	438560	43 - 24
	25 - 12A	352121	23 - 49	438568	20 - 4
323918	21 - 24G		24 - 52	438582	21 - 18
326265	6 - 8	354533	37 - 13	438590	16 - 36A
327921	7 - 23C		37 - 13	438591	24A- 55
	23 - 44		38 - 6	438602	24A- 56
	24 - 46		39 - 7	438622	10 - 9
	6 - 9		40 - 6		11 - 9
327922	7 - 24	355369	41 - 3A		14 - 8
	23A- 53	356742	7 - 27	438623	18 - 6
	24A- 46		14 - 7	438807	7 - 31
331688	17 - 26		16 - 39	441091	23 - 148
331689	24A- 47	357995	23 - 50		24 - 98
331982	27 - 13		23A- 59		24D- 5
	30 - 13	358124	6 - 10	442958	21 - 19
332009	23A- 54	359695	23 - 51	472187	27 - 15
332620	1 - 5C		23A-101		29 - 7
	7 - 26		24 - 82		34A- 13
	8 - 7A		24A- 92	472564	17 - 29
	24 - 124		43 - 42	473412	27 - 16

PART NO.	LIST AND INDEX NO.
473412-CONT	30 - 15
473422	27 - 16A
	30 - 15A
473432	27 - 17
473442	31 - 26
473496	31 - 37
473530	24F- 11
	24G- 11
473531	28 - 24
	31 - 24
473533	28 - 25
	31 - 25
473536	28 - 25A
	31 - 24A
473544	28 - 26
	31 - 27
473592	28 - 27
	31 - 28
474704	17 - 34
474820	37 - 50
	38 - 32
477144	27 - 31
477203	28 - 28
	31 - 25
478045	24F- 19
	28 - 29
	31 - 31
479105	38 - 42
480004	36 - 16
	37 - 15
	37 - 15
	37 - 15
	39 - 9
480007	36 - 17
	37 - 16
	37 - 16
	37 - 16
	37 - 16
	39 - 10
	7 - 32
480215	7 - 88B
480241	37 - 1B
481480	38 - 40A
482155	23A- 64
	23A-115
	24D- 6
482175	36 - 1N
491008	43 - 15
491228	28 - 30
	31 - 32
491320	16 - 43
491349	7 - 88N
491463	37 - 42
	38 - 29
	39 - 29
	40 - 29
492541	38 - 35
503498	23A-122
	24A-110
	32 - 10
	33 - 9
504879	43 - 42A
505079	24G- 21
507142	21 - 20
507144	21 - 21
510379	16 - 36B
510425	25 - 14
510468	21 - 20A
	27 - 18
	30 - 16
510809	14 - 9A
512848	36 - 10
513243	7 - 103
	8 - 29
513668	1 - 9
	1 - 15
	7 - 33
513669	7 - 33A
515380	23A- 65

PART NO.	LIST AND INDEX NO.
515380-CONT	24A- 58
515381	23A- 66
	24A- 59
515620	23 - 56
	24 - 58
515902	9 - 1
517913	25 - 36
	43 - 6
518704	10 - 11
	11 - 11
	14 - 10
	17 - 32
518876	25 - 16
520913	21 - 7
521985	35 - 13
522850	7 - 31
523250	35 - 14
523269	34 - 12
524180	7 - 34
524515	25 - 17
524854	7 - 35
526098	23 - 57
	23A- 67
	24 - 59
	24A- 60
	9 - 22
526283	20 - 14
526298	21 - 23
526378	23A- 68
	24A- 61
	25 - 18
	24E- 9
527916	16 - 107B
528001	16 - 110
528194	21 - 23A
528411	18 - 7
529680	17 - 33
529966	7 - 36B
532293	7 - 36A
532393	15 - 12
532461	7 - 37
534758	7 - 38
534768	34 - 13
535294	23 - 59
550578	24 - 61
	36 - 39
	37 - 42
555140	16 - 110A
556420	21 - 33
	21 - 50
556474	5 - 16
	36 - 1J
556616	16 - 38A
556785	7 - 39
556931	18 - 8
563803	24C- 4
578756	7 - 111
	38 - 34
579785	36 - 18
	36 - 30
	36 - 30
579789	1 - 139
587834	1 - 140
587866	1 - 141
587874	1 - 137
587875	1 - 137
	1 - 137
	24A- 62
588396	25 - 19A
589716	23A- 69
589721	24A- 63
	35 - 15
590774	43 - 36
591004	36 - 49
591047	43 - 54
591649	36 - 40
591863	7 - 88T
592218	7 - 88T
	7 - 88U
592219	7 - 88U
594237	16 - 39A

PART NO.	LIST AND INDEX NO.
594305	16 - 40
595720	43 - 55
595970	43 - 36A
595979	43 - 18
596255	36 - 1H
	36 - 1P
	36 - 1S
	37 - 1C
	37 - 47
	38 - 36
	38 - 39
	38 - 40B
	38 - 43
	43 - 45
596382	43 - 32
596458	23 - 60
	24 - 62
596676	23 - 61
597068	7 - 40
597216	7 - 51
	42 - 5
597344	23 - 160
	24A-149
597347	23 - 161
	24A-150
598353	23A- 70
	24A- 64
598355	23A- 71
	24A- 65
	25 - 20
598363	23 - 62
599557	12 - 22
	13 - 5
	23 - 62A
	24 - 63A
599695	16 - 91C
599917	19 - 32
601185	7 - 41
602074	16 - 58
612470	16 - 46
615683	23 - 63
	24 - 64
646007	23A- 72
	24A- 66
719495	24 - 64A
725006	23 - 65
725474	7 - 42
725530	37 - 42
	38 - 29
	39 - 29
	40 - 29
725531	7 - 43
725738	37 - 42
	38 - 29
	38 - 29
	39 - 29
	40 - 29
725739	37 - 41
	38 - 28
	39 - 28
	40 - 28
730176	28 - 31
	31 - 33
730427	30 - 17
730432	27 - 19
	30 - 18
730452	27 - 20
731626	2 - 4
	3 - 2
731629	1 - 2B
	7 - 44
	14 - 11
731630	7 - 45
731631	3 - 2A
734483	3 - 3
	14 - 12
	41 - 4
740489	41 - 5
740491	42 - 6
740503	42 - 7

PART NO.	LIST AND INDEX NO.
740550	42 - 8
740560	23 - 64
740561	24 - 65
740608	42 - 7
741318	41 - 23
	41 - 23
	41 - 23
742657	21 - 43
749046	41 - 18
	41 - 18
	41 - 18
760304	10 - 12
	11 - 12
760305	10 - 13
	11 - 13
	14 - 13
760306	10 - 14
	11 - 14
	14 - 14
760835	14 - 15
761107	10 - 15
	11 - 15
763409	16 - 41
765754	41 - 6
801591	39 - 11
801620	21 - 38B
802570	43 - 20
805015	16 - 44
805598	34A- 14
824366	23A- 73
	24A- 67
824486	15 - 8A
827842	41 - 7
827850	41 - 15
828973	23A- 74
	24A- 68
829728	16 - 45
845762	5 - 5
	23A- 75
	24A- 69
847952	16 - 7A
1018477	22 - 4
1090049	16 - 24
1090873	7 - 50
	17 - 35
	25 - 21A
	42 - 9
1090887	16 - 59
1091471	22 - 5
1092019	23 - 67A
	24 - 68B
	24A- 74
1100839	22 - 6
1100842	22 - 7
1100844	22 - 8
1100845	22 - 9
1100846	22 - 10
1105627	22 - 11
1105791	16 - 45A
	22 - REF
1106027	22 - 12
1108813	22 - 13
1109622	22 - 14
1109625	22 - 15
1109626	22 - 16
1127037	43 - 5CA
1143227	23 - 66
	24 - 66
	34 - 14
	35 - 16
1160977	43 - 14
1160983	17 - 36
1166114	43 - 43A
1166115	43 - 43B
1177057	43 - 68
1272266	16 - 47
2060465	5 - 6
2064435	5 - 4
2086596	24 - 67
	24 - 114

PART NO.	LIST AND INDEX NO.
2086596-CONT	24A-135
2086875	24 - 68
	24A- 70
2096361	16 - 117
2096437	17 - 55
2096603	16 - 110B
2100310	23A- 76
	24A- 71
2101325	27 - 21
	30 - 19
2101326	7 - 36
	23 - 58
	24 - 60
	43 - 57
2101327	23 - 77
	24 - 84
	43 - 57A
2101338	24C- 5
2101342	23A- 77
	24A- 72
2102364	7 - 46
2102508	23 - 152A
	24 - 98A
2102617	43 - 40H
2111232	19 - 34
	21 - 24N
	21 - 38C
	23 - 67B
	23 - 149
	23A- 78
	23A- 116
	24 - 68C
	24 - 99
	24A- 75
	24C- 7
	36 - 1D
2128689	23 - 150
	24 - 100
	24D- 8
2129255	21 - 23B
2130574	16 - 48
2145046	23A- 79
2156900	7 - 51A
	8 - 34
	36 - 1A
	36 - 1A
2160917	23 - 67
	24 - 68A
	24A- 73
2164523	24C- 12
2172166	23A- 80
2172551	7 - 52E
	8 - 35
	36 - 1T
2180978	21 - 51
2192521	23A- 81
2218599	34A- 15
2229542	34A- 16
2414970	41 - 8
2501425	16 - 38
2501442	41 - 21
	41 - 21
	41 - 21A
	41 - 21A
2501443	41 - 17
	41 - 17
2501444	41 - 22
	41 - 22
2501449	41 - 14C
2501450	41 - 15
2501451	41 - 31
2501452	7 - 55A
2501454	7 - 62
	8 - 11
2501455	41 - 34
2501456	41 - 14A
2501459	41 - 35
2501475	41 - 23
2502307	43 - 70
2503905	18 - 13

PART NO.	LIST AND INDEX NO.
2503906	18 - 13
2503908	17 - 78
2503909	17 - 83
2503910	17 - 65
2503915	7 - 52A
	8 - 8
2503918	16 - 95
2503920	16 - 92
2503921	16 - 48C
2503922	16 - 48D
2503923	16 - 48E
2503927	16 - 105
2503929	23 - 67C
	23A- 82
	24 - 68D
	24A- 76
2503930	2 - 6
2503931	2 - 7
2503942	21 - 24B
2503943	21 - 24E
2503944	21 - 47
2503945	7 - 52F
	8 - 36
	36 - 1F
2503946	2 - 4A
2503948	43 - 3
2503956	7 - 52B
	8 - 9
	36 - 10
2503958	17 - 37B
2503965	2 - 5
2503966	3 - 4
2503970	17 - 37A
2503976	7 - 52G
	10 - 25
2503977	7 - 52H
	10 - 26
2503979	7 - 52J
	11 - 27
2503980	7 - 52K
	11 - 28
2503981	7 - 52L
	11 - 29
2503984	6 - 11A
2503985	17 - 55
2503986	16 - 37
2503987	7 - 52M
	37 - 49
	38 - 31
2503989	24 - 122
2503991	41 - 30
	41 - 30
2504165	7 - 52N
	38 - 41
2504190	7 - 52P
2504207	3 - 4A
2504208	3 - 4B
2504224	24 - 57A
2504225	23 - 172
2504233	3 - 4C
2504241	10 - 5A
	11 - 5A
2504245	7 - 52Q
	8 - 37
	36 - 1K
2504246	7 - 15
2504247	7 - 15A
2504250	15 - 38
2504251	15 - 37
2504253	12 - 19
	13 - 10
2504254	10 - 17
	11 - 17
	12 - REF
2504255	10 - 17
	11 - 17
	13 - REF
2507062	7 - 52S
	37 - 1A
	38 - 4C

PART NO.	LIST AND INDEX NO.	PART NO.	LIST AND INDEX NO.	PART NO.	LIST AND INDEX NO.
2510780	20 - 22	2511049	7 - 93	5261047-CONT	31 - REF
2510781	20 - 19	2511703	23 - 76	5261057	30 - 22
2510782	20 - 21		43 - 63	5261058	28 - 33
2510783	20 - 16	2511704	23 - 76A	5261059	31 - 35
2510820	15 - 39		43 - 64	5261077	27 - 25
2510850	7 - 73	2511705	17 - 81		30 - 23
	23A-REF	2511794	8 - 30	5261079	28 - 34
2510860	23A- 83	2511795	21 - 46	5261080	23 - 70
	24A- 77	2511796	8 - 31		26 - REF
2510861	23A- 84	4061353	24A-111	5261083	26 - 9
	34A-REF	4064448	24 - 69	5261084	26 - 11
2510862	34A- 17		24A-112		27 - REF
2510863	34A- 18	4065157	14 - 16	5261088	31 - 36
2510865	24D- 9	4103594	13 - 6	5261127	27 - 26
2510867	23A- 85	4103890	14 - 16	5261147	30 - 24
	24A- 78		24 - 119	5261159	28 - 35
2510868	23A- 86		24A-140		31 - 38
2510869	23A- 87	4116411	26 - 9	5261165	27 - 27
2510870	23A- 88	4116469	25 - 38		30 - 25
	24A- 79	4116477	29 - 8	5261167	27 - 28
2510871	23A- 89	4116954	34A- 21		30 - 26
	24A- 80	4116964	34A- 19	5261603	23A-129
2510873	23A- 90	4118389	24 - 70		24A-122
	24A- 81		24A-113	5261606	28 - 36
2510875	23A- 91		24H-REF		31 - 30
	24A- 82	4118403	24A-114	5261680	24 - 74
2510876	23A- 92		24C-REF		26 - REF
	24A- 83	4118411	24A-115	5261936	27 - 29
2510877	23A- 93	4118607	24C- 6	5270166	7 - 52T
	24A- 84	4120171	14 - 21A	5270652	21 - 24L
2510878	23A- 94		24 - 67D	5271288	35 - 17
	24A- 85		24 - 118	5276329	23 - 71
2510879	23A- 95		24A-139		24 - 75
	24A- 86	4120204	24C- 7	5276701	23 - 72
2510880	23A- 96	4120218	13 - 7		24 - 76
	24A- 87	4120230	14 - 21	5305032	37 - 42
2510881	23A- 97	4121259	24 - 71		38 - 29
	24A- 88		24A-116		39 - 29
2510882	23A- 98	5213311	23A-123		40 - 29
	24A- 89		24A-117	5311105	16 - 48F
2510884	23A- 99	5213508	27 - 14	5311413	41 - 6
	24A- 90		30 - 14	5311415	41 - 11
2510886	23A-102	5213571	23A-124	5311437	41 - 9
	24B-REF		24A-118	5311439	41 - 10
2510889	23A-105		32 - 6		41 - 13
	24A- 95	5213806	33 - 10	5311440	41 - 20
2510890	23A-106		23 - 68	5311892	17 - 38
	24A- 96		24 - 72	5313655	14 - 16
2510891	34A- 19		34A- 22	5313673	10 - 16A
2510892	34A- 17	5213815	23A-125		11 - 16A
2510893	24A- 97	5213837	25 - 23	5313850	14 - 21A
	34A-REF	5213953	21 - 31	5318975	23 - 73
2510894	24A- 98	5214073	23A-126		24 - 77
2510895	23A-107		24A-119	5319839	23A-132
	24A- 99	5214366	27 - 21A	5319854	7 - 53
2510896	23A-108		30 - 19A	5323462	9 - 20
	24A-100	5219971	21 - 48	5323467	10 - 16B
	24D-REF	5239144	25 - 24		11 - 16B
2510897	24A-101	5239460	23 - 69	5323537	23A-137
2510900	7 - 73		25 - REF		24A-128
	24A-REF	5239462	25 - 25	5327852	7 - 53A
2510914	34A- 20	5239463	25 - 25		7 - 53A
2510915	23A-109	5239465	25 - 38	5327875	7 - 54
2510916	23A-110	5239467	25 - 26		7 - 54
	24A-102	5239470	24 - 73	5331873	16 - 49
2510918	23A-113		25 - REF	5344869	9 - 22
2510919	23A-117	5240477	23A-127	5344876	9 - 23
	24A-105		24A-120	5344877	9 - 27
2510920	23A-120	5240478	23A-128	5344896	9 - 9
	24A-108		24A-121	5344897	9 - 10
2510921	23A-122A	5247112	27 - 22	5344951	16 - 50
	24A-110A		30 - 20	5344955	16 - 51
2510967	15 - 14	5253894	27 - 23	5344956	16 - 52
	16 - 23	5261009	28 - 32	5344957	16 - 53
2511045	7 - 94		31 - 34	5344960	16 - 54
	15 - 30	5261029	27 - 24	5344961	16 - 55
2511046	7 - 52R	5261037	26 - 10	5344962	16 - 56
2511047	7 - 95		28 - REF	5344963	16 - 57
2511048	7 - 88R	5261038	30 - 21	5344966	9 - 21
	7 - 88R	5261047	29 - 9	5344972	9 - 31



PART NO.	LIST AND INDEX NO.
5344973	9 - 32
5344974	9 - 12
5345007	36 - 41
5345085	36 - 42
5345086	36 - 46
5345092	9 - 8
5345095	7 - 54A
	9 -REF
5349888	12 - 5
	13 - 8
5351123	25 - 29
5351177	43 - 49A
5353851	35 - 18
	43 - 7
5353852	43 - 52
5353853	12 - 12
5353854	12 - 13
	14 - 21B
	43 - 51
5353867	43 - 8
5353868	43 - 8A
5353887	15 - 15
5353896	43 - 37
5355424	7 - 54B
	9 -REF
5355428	21 - 25
5355504	35 - 19
5356341	7 - 56
5356364	41 - 14
5356370	7 - 55A
5356371	41 - 15
5356376	41 - 31
5356382	1 - 10
	1 - 20
5356392	5 - 17A
5356393	1 -146B
5356406	1 -144
5356429	1 - 30
	1 - 11
	1 - 21
5356433	7 - 58
5356436	10 - 16
	11 - 16
	14 - 17
5356437	5 - 17B
5356439	41 - 38
5356441	41 - 32
5356443	41 - 33
5356444	7 - 61
	8 - 10
	41 - 34
5356446	1 -145
5356448	41 - 35
5357048	13 - 9
5357051	12 - 6
5357058	12 - 17
5357059	12 - 18
5357063	12 - 11
5357064	23 - 78
	24 - 78
5357065	12 - 14
5357066	12 - 16
5357067	12 - 15
5357068	12 - 10
5357069	12 - 9
5357090	23A-133
5357135	12 - 20
	13 - 11
	23 - 79
	24 - 79
5357136	12 - 21
	13 - 12
5357138	14 - 21C
	43 - 7A
5361963	7 - 62
	8 - 11
5361972	41 - 36
5361974	42 - 10
5362003	1 -146C
5362005	1 -146

PART NO.	LIST AND INDEX NO.
5362037	23A-134
	24A-125
5362126	39 - 12
	40 - 8
5362127	37 - 17
	38 - 8
5362132	10 - 19
	11 - 23
	14 - 18A
5362133	10 - 19
	11 - 21
5362137	11 - 19
5362138	11 - 18
5362173	10 - 18
	11 - 20
	14 - 18
5362174	10 - 18
	11 - 22
5362198	37 - 18
	38 - 9
	39 - 13
	40 - 9
5362301	15 - 16
	43 - 10
5362302	43 - 10A
5362306	43 - 9
5362323	15 - 17
5362325	15 - 21
5364155	23 - 80
	24 - 80
5364218	32 - 7
	33 - 6
5364501	32 - 11
	33 - 11
5367922	10 - 19A
	11 - 23A
5371671	5 - 17K
5371674	1 -151
5371699	42 - 11
5371712	42 - 12
5371719	42 - 13
5372174	7 - 67
5372623	7 - 67A
5372858	18 - 9
5373637	1 - 12
	1 - 22
5373638	1 - 3E
5373639	1 - 13
	1 - 23
5373642	1 - 3F
5373644	1 - 24
5373645	1 - 3G
5373646	1 - 3H
5373647	5 - 17E
5373648	5 - 17G
5373649	5 - 17H
5373650	5 - 17F
5373651	5 - 17J
5373653	5 - 17C
5373654	41 - 24
	41 - 24
5373655	41 - 25
	41 - 25
5373656	41 - 26
	41 - 26
5373657	41 - 27
	41 - 27
5373714	1 - 3
5373715	1 - 3J
5373716	1 - 3K
5373724	7 - 69
5373727	1 - 14
5376713	15 - 25
5382056	38 - 10
	39 - 14
	40 - 10
5382075	37 - 19
	37 - 19
	38 - 11
	38 - 15

PART NO.	LIST AND INDEX NO.
5382075-CONT	39 - 15
	39 - 15
	40 - 11
5382076	39 - 19
	40 - 15
5383112	1 - 25
	1 -147
	5 - 18
	7 - 70
	8 - 12
5383134	7 - 71
5386609	1 - 15
5386610	1 - 26
5386627	41 - 24
	41 - 24
5386628	41 - 24
	41 - 24
5386629	41 - 26
	41 - 26
5386630	41 - 26
	41 - 26
5386631	41 - 27
	41 - 27
5386632	41 - 27
	41 - 27
5386633	41 - 25
	41 - 25
5386634	41 - 25
	41 - 25
5386637	41 - 23
5386638	41 - 23
5386639	41 - 28
	41 - 28
5386640	41 - 28
	41 - 28
5386643	41 - 29
	41 - 29
5386644	41 - 17
	41 - 17
5386645	41 - 17
	41 - 17
5391649	1 - 4
5391730	10 - 20
	11 - 24
5392910	23 - 81
	32 -REF
5392911	32 - 12
5392933	33 - 12
5392934	24 - 85
	33 -REF
5397579	5 - 19
5397595	1 - 27
5397638	41 - 40
5402916	16 -111
5402924	41 - 42
5404082	23A-135
	24A-126
5404480	43 - 62
5412594	7 - 73
	23 -REF
5412595	7 - 73
	24 -REF
5412596	23 - 81A
	24 - 86
5412598	23 - 82
	24 - 87
5412599	23 - 83
	24 - 88
5412600	23 - 84
5412601	24 - 89
5412602	23 - 85
	24 - 90
5412603	23 - 86
	34 -REF
5412604	24 - 91
	34 -REF
5412605	23 - 87
	23A-138
	35 -REF
5412606	23 -142

PART NO.	LIST AND INDEX NO.
5412606-CONT	24 - 52
5412607	23 -153
	24A-142
5412608	23 -163
	23A-139
5412609	43 - 12
5412610	23 -163A
	23A-14C
5412611	24 -103
	24A-129
5412612	24 -104
5412613	23 -162
	24A-151
5412614	35 - 20
5412615	34 - 15
5412616	34 - 16
5412617	23 -151
	24 -101
5412618	34 - 17
5412619	23 -164
5412620	23 -165
5412621	34 - 18
5412622	35 - 21
5412623	23 -152
	24 -102
5412624	23 -166
	24 -105
5412625	35 - 22
5412626	34 - 19
5412627	23 -167
	24 -106
5412639	35 - 23
5412640	35 - 22
5412641	24 -107
	24A-13C
	35 -REF
5412642	43 - 43C
5412643	43 - 43D
5412644	34 - 15
5412647	24 -108
5412648	24 -109
5412649	23 -168
	23A-141
	24 -110
	24A-131
	24E-REF
5412744	5 - 21B
5412745	5 - 21B
5412746	1 -148A
5412747	1 -148B
5412781	1 -148
5412817	43 - 69
5414082	16 - 61
5414083	16 - 62
5414084	16 - 63
5414085	16 - 64
5414086	21 - 26
5414087	16 - 65
5414088	16 - 66
5414089	16 - 67
5414090	16 - 69
5414091	21 - 32
5414092	16 - 68
5414093	21 - 27
5414094	16 - 71
5414095	6 - 12
5414096	6 - 13
5414097	16 - 72
5414098	6 - 14
5414100	7 - 74
	8 - 13
	8 - 13
	16 -REF
5414102	6 - 15A
5414103	6 - 15B
5414104	6 - 15C
5414105	7 - 88M
5414106	6 - 16
5414107	6 - 24
5414109	16 - 73

PART NO.	LIST AND INDEX NO.
5414110	6 - 17
5414111	6 - 18
5414113	16 - 74
5414117	17 - 39
5414118	17 - 40
5414119	16 - 75
5414120	7 - 74
	8 - 13
	8 - 13
	16 -REF
5414122	16 - 76
5414123	6 - 19
5414124	16 -112
5414125	6 - 20
5414126	6 - 21
5414128	16 - 70
5414129	16 - 77
5414131	17 - 41
5414132	6 - 25
5414133	18 - 10
5414134	18 - 11
5414135	16 - 78
5414136	18 - 12
5414137	16 - 79
5414138	16 - 80
5414139	16 - 91D
5414140	5 -REF
5414141	5 -REF
5414142	18 - 13
5414143	18 - 13
5414144	18 - 14
5414145	18 - 15
5414146	18 - 16
5414147	18 - 17
5414148	18 - 18
5414149	16 - 91E
5414150	5 -REF
5414151	5 -REF
5414152	16 - 91F
5414153	16 - 81
5414154	18 - 19
5414155	17 - 47
5414159	17 - 48
5414160	5 -REF
5414161	5 -REF
5414163	17 - 49
5414165	17 - 54
5414170	5 -REF
5414171	5 -REF
5414172	17 - 57
5414173	17 - 49
5414180	16 - 83
	17 -REF
5414181	16 - 83
	17 -REF
5414182	17 - 47
5414186	17 - 64
5414188	17 - 66
5414189	7 - 75
5414190	5 -REF
5414191	5 -REF
5414192	8 - 14
	14 -REF
5414193	37 - 16
	37 - 16
	37 - 16
	37 - 16
	38 - 16
	39 - 10
	39 - 10
	40 - 16
5414198	7 - 76
5414203	7 - 77
5414204	1 -152
5414205	1 -154
5414206	1 -155
5414207	1 -156
5414208	1 -157
5414209	1 - 30
5414211	1 - 5

PART NO.	LIST AND INDEX NO.
5414213	41 - 30
	41 - 30
5414214	41 - 30
	41 - 30
5414215	7 -104
	8 - 32
5414216	14 - 19
5414217	10 - 21
	14 - 20
5414218	10 - 22
5414219	7 - 80
	7 - 80
	41 -REF
5414220	7 - 80
	7 - 80
	41 -REF
5414221	7 - 81
	8 - 15
	41 -REF
5414226	24 -111
	24A-132
5414227	7 - 82
5414228	1 -149
5414230	1 - 6
5414231	1 - 6
5414232	1 - 6
5414233	1 - 6
5414234	1 - 16
5414235	1 - 16
5414236	1 - 16
5414237	1 - 16
5414238	10 - 23
5414239	14 - 21
5414240	1 - 28
	3 -REF
5414241	7 - 83
	10 -REF
5414244	1J - 24
	11 - 25
	14 - 22
5414245	11 - 26
5414246	7 - 84
	11 -REF
5414249	1 - 31
5414250	1 -159
5414251	1 -159
5414252	1 -159
5414253	1 -159
5414254	1 -159
5414255	1 -159
5414256	1 -159
5414257	1 -159
5414258	1 -159
5414259	1 -159
5414260	1 -159
5414261	1 -159
5414262	1 -159
5414263	1 -159
5414264	1 -159
5414265	1 -159
5414266	1 -159
5414267	1 -159
5414270	6 - 22
5414300	6 - 22
5414311	5 - 21
	7 -REF
5414312	5 - 29
	8 -REF
5414321	5 - 21
	7 -REF
5414322	5 - 29
	8 -REF
5414323	38 - 17
5414324	38 - 19
	38 - 20
	38 - 20
	38 - 21
	38 - 22
	38 - 23
	40 - 16A

PART NO.	LIST AND INDEX NO.
5414325	38 - 21
5414326	38 - 22
	38 - 23
5414327	38 - 24
5414328	38 - 17
5414329	38 - 18
5414330	38 - 23
	38 - 24
	40 - 16A
5414331	40 - 17
5414332	40 - 18
5414333	39 - 21
5414334	39 - 24
5414335	38 - 17
5414336	38 - 18
5414338	21 - 38D
5414340	6 - 22A
5414341	6 - 22B
5414342	6 - 22A
5414343	6 - 22B
5414344	7 - 86
	7 - 86
	8 - 16
	8 - 16
	36 -REF
	36 -REF
	36 -REF
5414345	7 - 87
	7 - 87
5414346	37 -REF
	7 - 88
	7 - 88
5414347	37 -REF
	7 - 88A
5414348	39 -REF
	7 - 89
	7 - 89
5414349	37 -REF
	7 - 90
	7 - 90
5414350	37 -REF
	7 - 87
	7 - 87
5414351	38 -REF
	7 - 88
	7 - 88
5414352	38 -REF
	7 - 88A
	7 - 88A
5414353	40 -REF
	7 - 88P
	7 - 88P
5414354	39 -REF
	7 - 89
	7 - 89
5414355	38 -REF
	7 - 90
	7 - 9C
5414356	38 -REF
	7 - 91
	7 - 91
5414357	15 -REF
	7 - 91
	7 - 91
	15 -REF
5414359	15 - 29
5414360	16 - 84
5414361	7 - 88Q
5414362	7 - 86
	7 - 86
	8 - 16
	8 - 16
	36 -REF
	36 -REF
	36 -REF
5414368	36 - 19
5414369	36 - 2C
5414370	36 - 1C
5414371	37 - 23
	37 - 23

PART NO.	LIST AND INDEX NO.
5414371-CONT	39 - 19
5414372	37 - 24
5414373	37 - 19
	37 - 19
	39 - 15
5414374	39 - 1
5414375	37 - 8
5414376	37 - 8
5414377	37 - 8
5414378	37 - 8
5414380	16 - 87
	18 -REF
5414381	16 - 87
	18 -REF
5414382	17 - 67
5414383	17 - 70
5414384	18 - 20
5414385	18 - 21
5414386	16 - 93
5414387	16 - 88
	19 -REF
5414388	7 - 92
5414389	7 -121
	8 - 17
5414390	16 - 89
	20 -REF
5414392	16 - 91G
5414394	20 - 17
5414395	20 - 18
5414397	16 - 90
5414402	37 - 25
5414403	37 - 26
	37 - 27
	37 - 28
	37 - 32
	38 - 18
5414404	37 - 29
5414405	37 - 25
5414406	37 - 30
	37 - 31
	37 - 31
	38 - 19
	38 - 20
	38 - 21
	38 - 22
	39 - 23
	40 - 19
5414407	39 - 24
5414408	37 - 26
5414409	37 - 27
	37 - 28
	37 - 29
	37 - 30
	37 - 31
5414410	5 -REF
5414411	5 -REF
5414412	37 - 32
5414413	37 - 25
5414414	37 - 26
	37 - 27
	37 - 28
	37 - 29
5414415	37 - 32
5414416	37 - 25
5414417	37 - 26
5414418	37 - 32
5414419	37 - 27
	37 - 28
	37 - 29
	37 - 30
	37 - 31
	38 - 19
	38 - 20
	38 - 21
	38 - 22
	39 - 22
	39 - 23
5414420	37 - 28
5414421	37 - 30
5414422	7 -122

PART NO.	LIST AND INDEX NO.
5414422-CONT	8 - 18
5414424	7 - 93
5414425	7 - 94
5414426	7 - 95
5414427	7 - 96
5414429	7 -123
	8 - 19
5414430	41 - 41
	42 -REF
5414432	7 - 88R
	7 - 88R
5414433	7 - 88S
	7 - 88V
5414436	7 - 98
	8 - 20
5414438	17 - 73
5414439	17 - 74
5414440	1 -REF
5414441	1 -REF
5414442	1 -REF
5414443	1 -REF
5414444	1 -133
5414446	1 - 29
5414447	1 - 29
5414448	1 - 29
5414449	1 - 29
5414454	1 -133
5414455	3 - 5
	4 -REF
5414456	4 - 7
5414457	4 - 8
5414465	3 - 6
	4 -REF
5414466	4 - 7
5414467	4 - 9
5414468	4 - 10
5414470	1 - 32
	2 -REF
5414471	2 - 8
5414472	2 - 9
5414474	2 - 11
5414475	1 - 44
	2 -REF
5414476	2 - 8
5414477	2 - 9
5414478	2 - 12
5414479	2 - 13
5414480	41 - 41
	42 -REF
5414482	3 - 7
5414484	3 - 8
5414485	2 - 14
5414486	2 - 15
	3 - 9
5414487	3 - 10
5414488	3 - 11
5414489	3 - 12
5414490	3 - 13
5414491	3 - 14
5414492	3 - 15
5414493	3 - 16
5414494	3 - 17
5414495	8 - 22
5414496	1 - 55
5414497	7 - 99
5414498	8 - 23
5414507	5 - 21A
	6 -REF
	16 -124
5414508	23 - 74
	23A-142
5414509	5 - 21A
	6 -REF
	16 -124
5414510	24 - 81
	24A-152
5414511	16 - 91
5414512	16 - 92
5414513	16 - 96

PART NO.	LIST AND INDEX NO.
5414515	16 - 97
5414516	16 - 98
5414517	16 - 72A
5414518	16 - 72B
5414519	16 - 72C
5414520	16 - 94
5414522	16 - 86
5414523	16 - 95
5414527	16 - 99
5414528	6 - 23
5414529	16 -102
5414530	16 -103
5414531	15 - 31
5414533	16 -105
5414534	6 - 26
5414540	15 - 32
5414543	21 - 28
5414544	43 - 13
5414545	43 - 53
5414546	21 - 29
5414547	16 -106
5414548	15 - 33
5414550	15 - 34
5414551	15 - 35
5414552	21 - 30
5414553	21 - 37A
5414555	16 -107
	21 -REF
5414556	7 -105
5414558	21 - 39
5414565	15 - 35
5414567	17 - 79
5414568	16 -113
5414569	16 -114
5414570	16 -108
5414571	16 -115
5414572	7 -124
	8 - 21
5414608	1 -159
5414609	1 -159
5414610	1 -159
5414611	1 -159
5414612	1 -159
5414613	1 -159
5414614	1 -159
5414615	1 -159
5414616	1 -159
5414617	1 -159
5414618	1 -159
5414619	1 -159
5414620	1 -159
5414621	1 -159
5414622	1 -159
5414623	1 -159
5414624	1 -159
5414625	1 -159
5415063	7 -105A
	8 - 38
	36 - 47
5415064	7 -106
	8 - 33
5415071	16 -116
5415072	37 - 53
	38 - 44
5415073	37 - 53
	38 - 44
5415074	37 - 53
	38 - 44
5415075	37 - 53
	38 - 44
5415076	37 - 53

PART NO.	LIST AND INDEX NO.
5415076-CONT	38 - 44
5415077	37 - 53
	38 - 44
5415078	21 - 34
5418113	7 - 16A
5418282	1 -158
5420512	38 - 24
5420513	38 - 17
5420514	38 - 18
5420515	38 - 23
5420516	38 - 24
5420517	37 - 15
	37 - 15
	37 - 15
	37 - 15
	38 - 30
	39 - 9
	39 - 9
	40 - 30
5420518	7 -114
5420522	38 - 19
5420527	5 - 21
	7 -REF
5420528	5 - 21
	7 -REF
5420529	5 - 29
	8 -REF
5420530	5 - 29
	8 -REF
5420552	38 - 1
5420553	38 - 1
5420554	40 - 1
5420555	39 - 1
5420556	38 - 1
5420557	38 - 1
5420568	7 - 88V
	7 - 88V
5420581	7 -115
5420582	7 -116
5420583	7 -117
5420584	7 -118
5420587	5 - 42
5420588	5 - 42
5420589	5 - 42
5420590	5 - 42
5420591	5 - 42
5420592	5 - 42
5420593	5 - 42
5420594	5 - 42
5420595	5 - 42
5420596	5 - 42
5420597	5 - 42
5420598	5 - 42
5420599	1 -133
5420601	5 - 42
5420602	5 - 42
5420603	5 - 42
5420604	5 - 42
5420605	5 - 42
5420606	5 - 42
5420613	17 - 80
5420614	17 - 80
5420633	16 -117
5420634	16 -118
5420635	16 -119
5420638	2 - 16
5420643	16 -120
5420644	18 - 11
5420646	20 - 6
5420647	21 - 41
5420648	21 - 38

PART NO.	LIST AND INDEX NO.
5420649	7 -120
	37 - 46
	37 - 46
	37 - 46
	37 - 46
	38 - 37
	38 - 37
	38 - 37
5420652	41 - 43
5420654	16 -121
5420656	16 -122
5420658	17 - 61
5420659	7 -119
	7 -119
5420666	6 - 27
5420667	6 - 28
5420674	6 - 29
5420675	6 - 30
5420676	6 - 31
5420680	3 - 18
5420711	16 -123
5422247	34A- 23
5466352	15 - 36
5612612	24 -120
	24A-141
5671882	43 - 16
5709038	25 - 30
5709039	25 - 30
5709138	24F- 12
5712309	28 - 37
	31 - 17
5719453	23 -169
5719454	23 -170
	23A-143
5738320	23 -171
5738324	29 - 10
	30 -REF
5738330	24 -121
	29 -REF
5759664	21 - 52
5761620	23A-144
	24A-153
	24F-REF
5761622	24F- 13
5761623	24F- 20
5761624	24F- 21
5761625	24F- 22
	24G- 13
5761664	24G- 14
5761861	23A-145
	24A-154
5786920	23A-146
	24A-155
	24G-REF
5786922	24G- 15
5786923	24G- 22
8011178	34 - 13
	34A- 24
8015359	24 -123
8016931	34A- 25
8016938	34 - 12
	34A- 26
8036602	15 - 12
8036607	16 -118
8036608	16 -119
8036610	16 -118
8036611	16 -119
8036618	14 - 21
8036623	24 - 28
8036624	24 - 40A
8036636	8 - 29



READER'S COMMENT FORM

2415 MAGNETIC TAPE UNIT AND CONTROL

S123-0454-3

- How did you use this publication?

As a reference source

As a classroom text

As .....

- Based on your own experience, rate this publication ...

As a reference source:

.....	.....	.....	.....	.....
Very	Good	Fair	Poor	Very
Good				Poor

As a text:

.....	.....	.....	.....	.....
Very	Good	Fair	Poor	Very
Good				Poor

- What is your occupation? .....

- We would appreciate your other comments; please give specific page and line references where appropriate. If you wish a reply, be sure to include your name and address.

YOUR COMMENTS PLEASE....

Your answers to the questions on the back of this form, together with your comments, will help us produce better publications for your use. Each reply will be carefully reviewed by the persons responsible for writing and publishing this material. All comments and suggestions become the property of IBM.

Please note: Requests for copies of publications and for assistance in utilizing your IBM system should be directed to your IBM representative or to the IBM sales office serving your locality.

fold

fold


FIRST CLASS  
PERMIT NO. 568  
BOULDER, COLO.

**BUSINESS REPLY MAIL**  
NO POSTAGE NECESSARY IF MAILED IN THE UNITED STATES

POSTAGE WILL BE PAID BY . . .

IBM Corporation  
P.O. Box 1900  
Boulder, Colorado 80302

ATTENTION: PRODUCT PUBLICATIONS DEPT. 265



fold

fold



International Business Machines Corporation  
Data Processing Division  
1133 Westchester Avenue, White Plains, New York 10604  
[U.S.A. only]

IBM World Trade Corporation  
821 United Nations Plaza, New York, New York 10017  
[International]